

Hadronic B_s decays

F. Ruffini, on behalf of the CDF Collaboration

INFN of Pisa and University of Siena, Italy

Polo Fibonacci, Largo B. Pontecorvo, 56127 Pisa - Italy

E-mail: ruffini@pi.infn.it

The study of b-hadrons made possible a great number of benchmark results in flavour physics. In recent years a lot of effort in understanding their dynamics has been done. These studies can represent a possible avenue for the discovery of physics beyond the Standard Model (SM) in less studied sectors, and can as well be used as a tool to properly test the hadronic calculations reliability. In this sense, a unique opportunity is represented by the B_s mesons. They are less studied and known with respect to B^+ and B^0 mesons, but high precision measurement are possible with the current available statistics at b-factories and at hadronic machines. Here we present a brief collection of recent B_s mesons results.

1. $B \rightarrow h^+h'^-$ DECAYS

Non-leptonic two-body charmless decays of neutral B mesons ($B_{(s)}^0 \rightarrow h^+h'^-$, where h is a charged pion or kaon) are very interesting for the understanding of flavor physics and CP violation mechanism in the B-meson sector. Their rich phenomenology offered several opportunities to measure and constrain the parameters of the quark-mixing matrix (i. e., Cabibbo-Kobayashi-Maskawa, CKM). These processes also allow to access the phase of the V_{ub} element of the CKM matrix (γ angle), and to test the reliability of the SM and hadronic calculations. The presence of New Physics (NP) can be revealed by its impact on their decay amplitudes, where new particles may enter in penguin diagrams.

The large production cross section of b hadrons of all kinds at the TeVatron and LHC allows extending our knowledge of the B_s^0 and Λ_b^0 decays, which are important to supplement our understanding of B^0 and B^+ meson decays provided by the B -factories. The branching fraction of $B_s^0 \rightarrow K^-\pi^+$ decay mode provides information on the CKM angle γ [1] and the measurement of direct CP asymmetry could be a powerful model-independent test of the source of CP asymmetry in the B system [2]. The $B_s^0 \rightarrow \pi^+\pi^-$ and $B^0 \rightarrow K^+K^-$ decay modes proceed through annihilation and exchange topologies, which are currently poorly known and a source of significant uncertainty in many theoretical calculations [3, 4]. A measurement of both decay modes would allow a determination of the strength of these amplitudes [5]. Indeed, the CDF Collaborations reported the first evidence for $B_s^0 \rightarrow \pi^+\pi^-$ decay mode and set a limit on the Branching Ratio $\mathcal{B}(B^0 \rightarrow K^+K^-)$ [6]. The LHCb Collaboration confirmed the evidence and also obtained the observation for the $B_s^0 \rightarrow \pi^+\pi^-$ and set a limit on $\mathcal{B}(B^0 \rightarrow K^+K^-)$ [7].

The measurements performed at the two hadron-machines face the same challenge, i. e., to disentangle different decay modes overlapping into a single peak. In this conditions, every mode is a background for the other signals. The analysis strategies are similar: the idea is to disentangle the singular components using kinematic and Particle Identification (PID) information. While at CDF the PID information allows a limited statistical separation and it is necessary combining kinematics and PID information using a 5-dimensional Maximum Likelihood Fit to obtain the results, LHCb benefits from the different detector structure and skills. In particular, the presence of the RICH detectors allows a powerful particle identification. The efficiency in identifying the final states particles is good enough to make possible measurements competitive (and better) with the CDF ones performing only a fit on the mass distribution.

1.1. CDF analysys

CDF analyzed an integrated luminosity $\int \mathcal{L} dt \simeq 6 \text{ fb}^{-1}$ sample of pairs of oppositely-charged particles with $p_T > 2 \text{ GeV}/c$ and $p_T(1) + p_T(2) > 5.5 \text{ GeV}/c$, used to form B candidates. The trigger required also a transverse opening angle $20^\circ < \Delta\phi < 135^\circ$ between the two tracks, to reject background from particle pairs within the same

jet and from back-to-back jets. In addition, both charged particles were required to originate from a displaced vertex with a large impact parameter ($100 \mu\text{m} < d_0(1,2) < 1 \text{ mm}$), while the b -hadron candidate was required to be produced in the primary $\bar{p}p$ interaction ($d_0 < 140 \mu\text{m}$) and to have travelled a transverse distance $L_T > 200 \mu\text{m}$. A sample of about 3 million $B \rightarrow hh'$ decay modes (where $B = B^0, B_s^0$ or Λ_b^0 and $h = K$ or π) was reconstructed after the off-line confirmation of trigger requirements. In the offline analysis, an unbiased optimization procedure determined a tightened selection on track-pairs fit to a common decay vertex. The offline selection is based on a more accurate determination of the same quantities used in the trigger.

No more than one B candidate per event is found after this selection, and a mass ($m_{\pi\pi}$) is assigned to each, using a charged pion mass assignment for both decay products.

The resulting $\pi\pi$ -mass distributions (see Figure 1, (a)) show a clean signal of $B \rightarrow hh'$ decays. Backgrounds include mis-reconstructed multibody b -hadron decays (physics background, causing the enhancement at $m_{\pi\pi} < 5.16 \text{ GeV}/c^2$) and random pairs of charged particles (combinatorial background). In spite of a good mass resolution ($\approx 22 \text{ MeV}/c^2$), the various $B \rightarrow hh'$ modes overlap into an unresolved mass peak near the nominal B^0 mass, with a width of about $\approx 35 \text{ MeV}/c^2$.

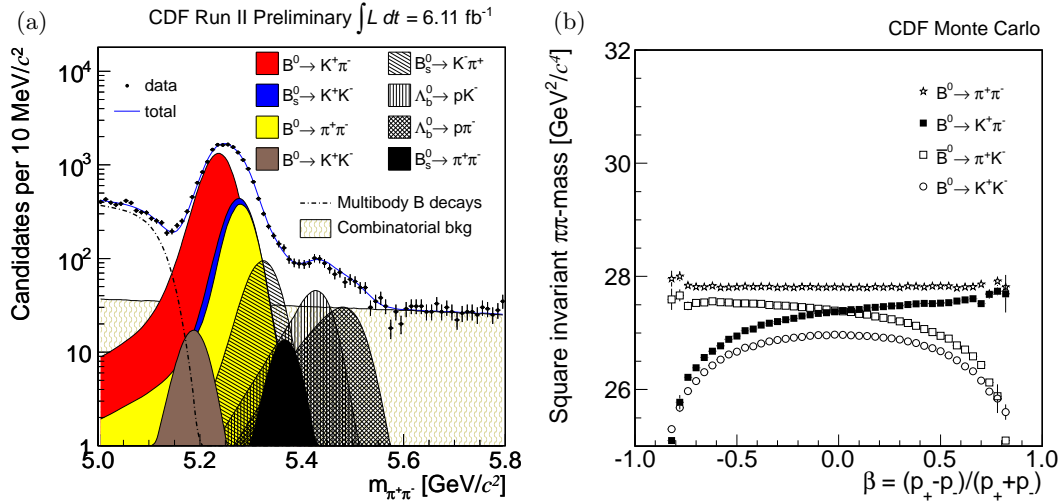


Figure 1: Invariant mass distribution of $B \rightarrow hh'$ candidates passing cuts selection, using a pion mass assumption for both decay products. Cumulative projections of the Likelihood fit for each mode are overlaid (a). Profile plots of the square invariant $\pi\pi$ -mass as a function of charged momentum asymmetry β for all B^0 simulated signal modes (b).

The resolution in invariant mass and in particle identification, provided by specific ionization energy loss (dE/dx) in the drift chamber, is not sufficient for separating the individual $B \rightarrow hh'$ decay modes on an event-by-event basis, therefore a Maximum Likelihood fit, incorporating kinematics and PID information, was performed. The kinematic information is summarized by three loosely correlated observables: (a) the square of the invariant $\pi\pi$ mass $m_{\pi\pi}^2$; (b) the signed momentum imbalance $\beta = (p_+ - p_-)/(p_+ + p_-)$, where p_+ (p_-) is the the momentum of the positive (negative) particle; (c) the scalar sum of particle momenta $p_{\text{tot}} = p_+ + p_-$.

The likelihood exploits the kinematic differences among modes (see Figure 1, (b)) by using the correlation between the signed momenta of the tracks and the invariant masses m_{+-}^2 of a candidate for any mass assignment of the decay products (m_+, m_-), using the equation

$$m_{+-}^2 = m_{\pi\pi}^2 - 2m_{\pi}^2 + m_+^2 + m_-^2 + 2\sqrt{p_+^2 + m_{\pi}^2}\sqrt{p_-^2 + m_{\pi}^2} + 2\sqrt{p_+^2 + m_+^2}\sqrt{p_-^2 + m_-^2}. \quad (1)$$

This procedure is useful to obtain statistical separation power between $\pi\pi$ and KK (or $K\pi$) final states, and therefore is a key tool for the measurement of the observables of interest. Kinematic fit templates are extracted from

simulation for signal and physics background, while they are extracted from an independent sample for combinatorial background. Mass line-shapes are accurately described according for the non Gaussian resolution tails and for the effects of the final state radiation of the soft photons. The dE/dx is calibrated over the tracking volume and time using about 3.2 millions of $D^{*+} \rightarrow D^0[\rightarrow K^-\pi^+]\pi^+$ decays, where the sign of the soft pion tags the D^0 flavor. A 1.4σ separation is obtained between kaons and pions with $p > 2$ GeV/c, becoming 2.0σ for the couples $KK/\pi\pi$ and $K^+\pi^-/K^-\pi^+$. dE/dx templates (signal and background) are extracted from the D^0 samples used in calibration.

The dominant contributions to the systematic uncertainty are the uncertainty on the dE/dx calibration and parameterization and the uncertainty on the combinatorial background model. An additional systematic uncertainty, of the order of 10% has been assessed because of a fit bias, found in the estimate of the relative fraction of the $B^0 \rightarrow K^+K^-$ decay mode. Other contributions come from trigger efficiencies, physics background shape and kinematics, b -hadron masses and lifetimes.

The signal yields are calculated from the signal fractions returned by the likelihood fit. For the first time significant signal is seen for $B_s^0 \rightarrow \pi^+\pi^-$, with a significance of 3.7σ , while the significance for the $B^0 \rightarrow K^+K^-$ decay mode is 2.0σ .

Absolute results are listed in Table I; they are obtained by normalizing the data to the world-average of $\mathcal{B}(B^0 \rightarrow K^+\pi^-)$ [8]. A 90% of confidence level interval is also quoted for the $B^0 \rightarrow K^+K^-$ mode.

The branching fraction of the $B^0 \rightarrow K^+K^-$ mode is in agreement with other existing measurements [8], while it is higher than the predictions [9][10].

The branching fraction of the $B_s^0 \rightarrow \pi^+\pi^-$ mode is in agreement with the theoretical expectations within the pQCD approach [11], [12] while is higher than most other predictions [9] [13] [14] [15].

1.2. LHCb analysis

We report preliminary measurements on by LHCb collaboration using an integrated luminosity of 0.32 fb^{-1} collected during the first part of 2011 at centre of mass energy of 7 TeV. The $B_{(s)}^0 \rightarrow h^+h'^-$ decays events used are extracted from the triggered data using different offline selections, each one targeted to achieve the best sensitivity on the measurements of interest. The key point of the analysis is the PID information: the PID observables allows to discriminate between the various decay modes. Hence, in order to determine the amount of cross-feed backgrounds for a given channel, the relative efficiencies of the PID selection cuts, employed to identify the specific final state of interest, play a key role. Huge statistics sample of $D^{*+} \rightarrow D^0(K\pi)\pi^+ + \text{c.c.}$, decay modes with similar kinematic features of the $B_{(s)}^0 \rightarrow h^+h'^-$, are used to extract the PID efficiency. Since the mass region greater then $5.6 \text{ GeV}/c^2$ are characterized by the presence of $\Lambda_b^0 \rightarrow p\pi(K)$ decay modes, the PID information has also been studied for protons particles using a sample of $\Lambda^0 \rightarrow p\pi^-$ decays.

The $B^0 \rightarrow K^+K^-$ and $B_s^0 \rightarrow \pi^+\pi^-$ signal events are extracted with an unbinned maximum likelihood fit to different final state mass spectra of events passing the offline selections. The various final states are separated using PID requirements in order to have exclusive categories corresponding to distinct final state hypotheses ($K^+\pi^-$, $K^-\pi^+$, K^+K^- or $\pi^+\pi^-$). In the fits the amount of background for a given channel, due to the other channels where at least one particle has been mis-identified (cross-feed background), has been taken into account. The result of the fit is shown on Figure 2.

In particular, LHCb find a significance of more than 5σ for the $B_s^0 \rightarrow \pi^+\pi^-$ signal, representing the first observation of this decay mode. LHCb results are in agreement with CDF results, with about the same level of precision.

Mode	Absolute $\mathcal{B}(10^{-6})$	
	CDF	LHCb
$B^0 \rightarrow K^+K^-$	$0.23 \pm 0.10 \pm 0.10$	$0.13^{+0.06}_{-0.05} \pm 0.07$
$B_s^0 \rightarrow \pi^+\pi^-$	$0.57 \pm 0.15 \pm 0.10$	$0.98^{+0.23}_{-0.19} \pm 0.11$

Table I: Absolute branching fractions results for CDF [6] and LHCb [7].

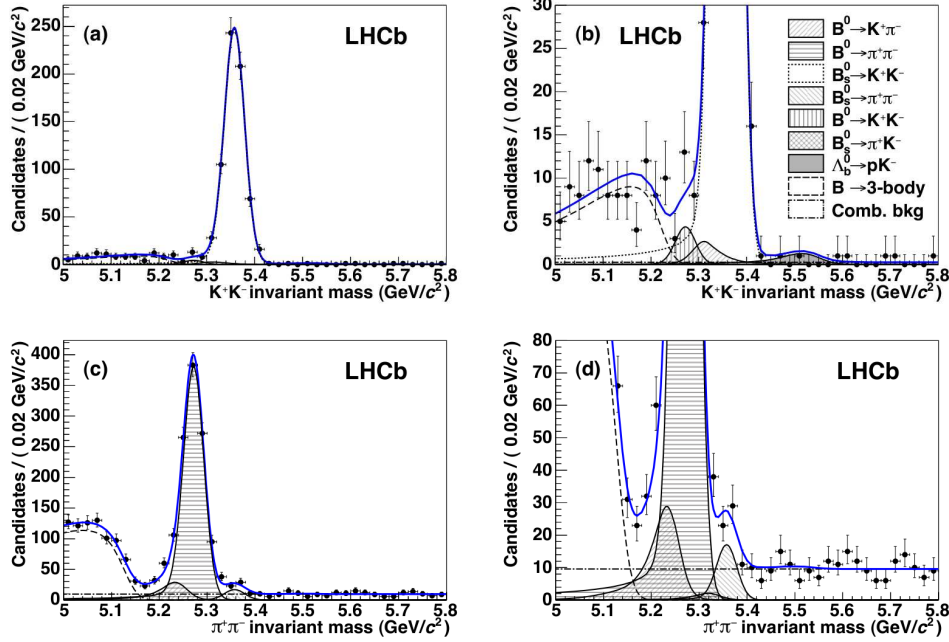


Figure 2: Invariant mass distributions for the mass hypotheses (a, b) K^+K^- and (c, d) $\pi^+\pi^-$. Plots (b) and (d) are the same as (a) and (c) respectively, but magnified to focus on the rare $B^0 \rightarrow K^+K^-$ and $B_s^0 \rightarrow \pi^+\pi^-$ signals. The results of the unbinned maximum likelihood fits are overlaid. The main components contributing to the fit model are also shown.

2. $B_s^0 \rightarrow J/\psi f_0(980)$ lifetime

In the standard model, the mass and flavor eigenstates of the B_s^0 meson differ. This gives rise to particle-antiparticle oscillations, which proceed in the SM through weak interaction processes, and whose phenomenology depends on the Cabibbo-Kobayashi-Maskawa (CKM) quark mixing matrix. The time evolution of B_s^0 mesons is governed by a Schrödinger equation which contains two 2×2 matrices, called mass and decay matrix. The off-diagonal elements are related to observable quantities, namely the mass difference Δm_s , the phase ϕ_s between the off-diagonal elements of mass and decay matrices, and the decay width difference $\Delta \Gamma_s$, depending on the decay matrix elements and on the phase ϕ_s . A special feature of the B_s^0 system is the large value of $\Delta \Gamma_s$, which yields a significant difference in the lifetimes of the two mass eigenstates of the B_s^0 . Within the standard model ϕ_s is predicted to be very small, which in consequence means that CP and mass-eigenstates coincide. If new physics is present, it could enhance ϕ_s to large values, a scenario which is not excluded by current experimental constraints. In such a case the correspondence between mass and CP eigenstates does not hold anymore and the measured lifetime will correspond to the weighted average of the lifetimes of the two mass eigenstates with weights dependent on the size of the CP violating phase ϕ_s . Thus a measurement of the B_s^0 lifetime in a final state which is a CP eigenstate provides, in combination with other measurements, valuable information on the decay width difference $\Delta \Gamma_s$ and the CP violation in B_s^0 mixing.

Using $p\bar{p}$ collision data with an integrated luminosity of 3.8 fb^{-1} collected by the CDF II detector at the Tevatron it is possible to measure the B_s^0 lifetime using B_s^0 decays to the CP-odd final state $J/\psi f_0(980)$ with $J/\psi \rightarrow \mu^+\mu^-$ and $f_0(980) \rightarrow \pi^+\pi^-$ [16].

To extract the B_s^0 lifetime CDF used a maximum Likelihood fit on three variables: the invariant mass, the decay time and the decay time uncertainty of each candidate. An accurate study of the templates of the signals and of the combinatorial background was performed. Figure 3 reports the projection on the life time variable. The dominant contributions to the systematic uncertainty are the uncertainties related to the background models, for the mass template and for the decay time template.

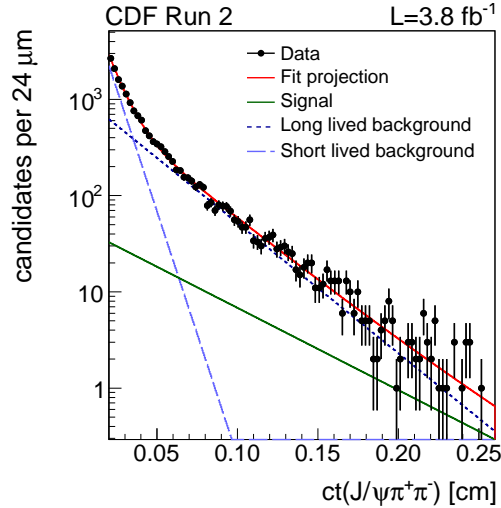


Figure 3: Decay time distribution with fit projection overlaid.

The result obtained from the fit is:

$$\tau(B_s^0 \rightarrow J/\psi f_0(980)) = 1.70_{+0.12}^{-0.11} (stat.) \pm 0.03 (syst.) ps. \quad (2)$$

This is the first measurement of the B_s^0 lifetime in a decay to a CP eigenstate and corresponds in the standard model to the lifetime of the heavy B_s^0 eigenstate. The measured value agrees well both with the standard model expectation as well as with other experimental determinations. While the precision of the lifetime measurement is still limited by statistics, it provides an important cross-check on the result determined in $B_s^0 \rightarrow J/\psi\phi$ decays, which relies on an angular separation of two CP eigenstates. Furthermore, the measured lifetime can be used as an external constraint in the $B_s^0 \rightarrow J/\psi\phi$ analysis to improve the determination of the CP-violating phase. The lifetime measurement in $B_s^0 \rightarrow J/\psi f_0(980)$ decays is also the next step towards a tagged time dependent CP violation measurement, which can provide an independent constraint on the CP violation in the mixing.

3. $B_s^0 \rightarrow D_s^{(*)+} D_s^{(*)-}$ DECAYS

A B_s^0 meson can oscillate into its antiparticle via second order weak interaction transitions, which make its time evolution sensitive to contributions from new physics processes. Such contributions are not well constrained yet and might be responsible for the deviation from the standard model reported in [17]. The B_s^0 eigenstates with defined mass and lifetime, B_{sL}^0 and B_{sH}^0 are linear combinations of the B_s^0 and \bar{B}_s^0 states and, in the standard model, correspond in good approximation to the even and odd CP eigenstates, respectively. In the absence of substantial CP violation, a sizable decay width difference between the light and heavy mass eigenstates, $\Delta\Gamma_s = \Gamma_{sL} - \Gamma_{sH}$, arises from the fact that decays to final states of definite CP are only accessible by one of the mass eigenstates. The dominant contribution to $\Delta\Gamma_s$ is believed to come from the $B_s^0 \rightarrow D_s^{(*)+} D_s^{(*)-}$ (c.c. modes implicitly included), which are predominantly CP even and saturate $\Delta\Gamma_s$ under certain theoretical assumptions [18, 19], resulting in the relation

$$2\mathcal{B}(B_s^0 \rightarrow D_s^{(*)+} D_s^{(*)-}) \approx \frac{\Delta\Gamma_s}{\Gamma_s + \Delta\Gamma_s/2} \quad (3)$$

where $\Gamma_s = (\Gamma_{sL} + \Gamma_{sH})/2$ [20]. However, three-body modes may provide a significant contribution to $\Delta\Gamma_s$ [21]. A finite value of $\Delta\Gamma_s$ improves the experimental sensitivity to CP violation because it allows one to distinguish the two mass eigenstates via their decay time distribution. Furthermore, the $B_s^0 \rightarrow D_s^{(*)+} D_s^{(*)-}$ decays could be used in

future to measure directly the lifetime of the CP -even eigenstate, which would complement the CP odd eigenstate lifetime measurement in $B_s^0 \rightarrow J/\psi f^0$ (980) as we mentioned before and provide additional information in the search for new physics contributions to CP violation. The $B_s^0 \rightarrow D_s^{(*)+} D_s^{(*)-}$ decays have been previously studied by the ALEPH, CDF, D0, and Belle collaborations [22–25]. Here we present the latest preliminary result from Belle and from CDF.

3.1. Belle results

At the Belle, the decays $B_s^0 \rightarrow D_s^{(*)+} D_s^{(*)-}$ are reconstructed in a data sample corresponding to an integrated luminosity of 121.4 fb^{-1} at the $\Upsilon(5s)$ resonance. The reconstruction of D^+ candidates has been made using six final states: $\phi\pi^+$, $K^0 K^+$, $K^{*0} K^+$, $\phi\rho^+$, $K^0 K^{*+}$, and $K^{*0} K^{*+}$. Belle combined the D^+ candidates with photon candidates to reconstruct $D_s^{*+} \rightarrow D_s^+ \gamma$ decays. The strategy of the analysis involve the use of a two dimensional Likelihood fit to separate the signal from background. The variables of the fit are the beam-energy-constrained mass $M_{bc} = \sqrt{E_{\text{beam}}^2 - p_B^2}$, and the energy difference $\Delta E = E_B - E_{\text{beam}}$, where p_B and E_B are the reconstructed momentum and energy of the B_s^0 candidate, and E_{beam} is the beam energy. All signal template are extracted from the simulations and calibrated using $B_s^0 \rightarrow D_s^{(*)-} \pi^+$ and $B_s^0 \rightarrow D_s^{(*)+} D^-$ decays.

The results [27] are $B_s^0 \rightarrow D_s^+ D_s^- = (0.6 \pm 0.1 \pm 0.1)\%$, $B_s^0 \rightarrow D_s^{*\pm} D_s^{*\mp} = (1.8 \pm 0.2 \pm 0.4)\%$ and $B_s^0 \rightarrow D_s^{*+} D_s^{*-} = (2.0 \pm 0.3 \pm 0.5)\%$, the latest corresponding to the first observation.

Assuming these decay modes saturate decays to CP even final states, the branching fraction determines the relative width difference between the B_s^0 CP odd and even eigenstates. Taking CP violation to be negligibly small, we obtain

$$\Delta\Gamma_s/\Gamma_s = (9.0 \pm 0.9 \pm 2.2)\% \quad (4)$$

where Γ_s is the mean decay width. This result is in good agreement with the current experimental measurements [8] and it is consistent with theory [26].

3.2. CDF results

At CDF, the decays $B_s^0 \rightarrow D_s^{(*)+} D_s^{(*)-}$ with $D_s^+ \rightarrow K^- K^+ \pi^+$ are reconstructed in a data sample corresponding to an integrated luminosity of $\int \mathcal{L} dt \simeq 6.8 \text{ fb}^{-1}$ sample collected by the detector. CDF measured the B_s production rate times the $B_s^0 \rightarrow D_s^{(*)+} D_s^{(*)+}$ branching ratio relative to the normalization mode $B^0 \rightarrow D_s^+ D^-$. The strategy analysis is simple: the relative branching fractions are determined by a simultaneous fit on the mass variable to two signal and two normalization samples (fig. 4). The values returned by the fit must be corrected for the relative efficiencies. An accurate determination of the efficiencies is achieved by taking into account the Dalitz structure of the D_s^+ decay. As a result CDF obtained [28]: $\mathcal{B}(B_s^0 \rightarrow D_s^+ D_s^-) = (0.49 \pm 0.06 \pm 0.05 \pm 0.08)\%$, $\mathcal{B}(B_s^0 \rightarrow D_s^{*\pm} D_s^{*\mp}) = (1.13 \pm 0.12 \pm 0.09 \pm 0.19)\%$, $\mathcal{B}(B_s^0 \rightarrow D_s^{*+} D_s^{*-}) = (1.75 \pm 0.19 \pm 0.27 \pm 0.29)\%$ and $\mathcal{B}(B_s^0 \rightarrow D_s^{(*)+} D_s^{(*)-}) = (3.38 \pm 0.25 \pm 0.30 \pm 0.56)\%$. Statistical, systematic and normalization uncertainties are reported. These measurements represents the world best measurements up to date.

The information on the branching ratios are useful to infer indirect information about $\Delta\Gamma_s$, using relation 3:

$$\Delta\Gamma_s/\Gamma_s = (6.99 \pm 0.54 \pm 0.64 \pm 1.20)\% \quad (5)$$

which is consistent with SM expectation [26].

4. CONCLUSIONS

These measurements represent a brief collection of different attempts to enter a new era: with the current statistics from b-factories and hadron machines, it is possible to undergo the systematic and detailed exploration of the B_s sector. Many new results are expected to come: Belle and CDF are squeezing up their full data sample, while the advent of LHCb will make possible unprecedented statistical precision measurements.

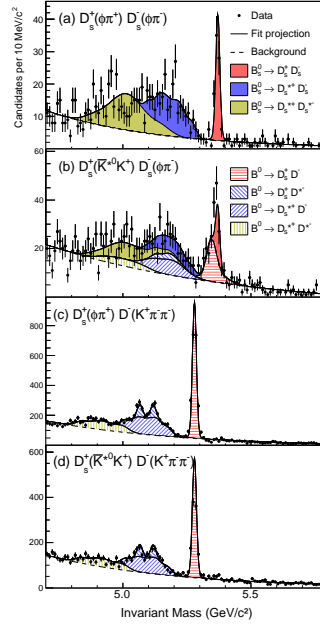


Figure 4: Invariant mass distribution of (a) $B_s^0 \rightarrow D_s^+(\phi\pi^+)D_s^-(\phi\pi^-)$, (b) $B_s^0 \rightarrow D_s^+(K^{*0}K^+)D_s^-(\phi\pi^-)$, (c) $B^0 \rightarrow D_s^+(\phi\pi^+)D^-(K^+\pi^-\pi^+)$, and (d) $B^0 \rightarrow D_s^+(K^{*0}K^+)D^-(K^+\pi^-\pi^+)$ candidates with the simultaneous fit projection overlaid. The broader structures stem from decays where the photon or π^0 from the $D_{(s)}^{*+}$ decay is not reconstructed. Misreconstructed signal events in (c) show up as reflections in (b).

References

- [1] M Gronau and J. L. Rosner, Phys. Lett. **B482**, 71 (2000), hep-ph/0003119.
- [2] H. J. Lipkin, Phys. Lett. **B621**, 126 (2005), hep-ph/0503022.
- [3] M. Beneke and M. Neubert, Nucl. Phys. **B675**, 333 (2003), hep-ph/0308039.
- [4] Y. D. H. Yang et al., Eur. Phys. J., **C44**, 243 (2005), hep-ph/0507326.
- [5] A. J. Buras et al., Nucl. Phys. **B697**, 133 (2004), hep-ph/0402112.
- [6] T. Aaltonen et al. (CDF Collaboration), Phys. Rev. Lett. **108**, 211803 (2012), arxiv/1111.0485 [hep-ex].
- [7] RAaij et al. [LHCb Collaboration], arXiv:1206.2794 [hep-ex].
- [8] K. Nakamura et al. J. Phys. G **37**, 075021(2010).
- [9] M. Beneke and M. Neubert, Nucl. Phys. **B675**, 333, 2003.
- [10] H.-Y. Cheng, C.-K. Chua, Phys. Rev. D. **80**, 114008, 2009.
- [11] A. Ali et al., Phys. Rev. D, **76** 074018, 2007.
- [12] Y. Li. et al., Phys. Rev. D **70**, 034009, 2004.
- [13] J.-F. Sun et al., Phys. Rev. D **68**, 054003, 2003.
- [14] C.-W. Chiang, M. Gronau and J. L. Rosner, Phys. Lett. B **664**, 169, 2008.
- [15] H.-Y. Cheng, C.-K. Chua, Phys. Rev. D. **80**, 114026, 2009.
- [16] T. Aaltonen et al. [CDF Collaboration], Phys. Rev. D **84** (2011) 052012 [arXiv:1106.3682 [hep-ex]].
- [17] V. M. Abazov et al. (D0 Collaboration), Phys. Rev. D **84**, 052007 (2011).
- [18] R. Aleksan et al., Phys. Lett. B **316**, 567 (1993).
- [19] M. A. Shifman and M. B. Voloshin, Yad. Fiz. **47**, 801 (1988) [Sov. J. Nucl. Phys. **47**, 511 (1988)].
- [20] I. Dunietz, R. Fleischer and U. Nierste, Phys. Rev. D **63**, 114015 (2001).
- [21] C. K. Chua, W. S. Hou, and C. H. Shen, Phys. Rev. D **84**, 074037 (2011).
- [22] R. Barate et al. (ALEPH Collaboration), Phys. Lett. B **486**, 286 (2000).
- [23] T. Aaltonen et al. (CDF Collaboration), Phys. Rev. Lett. **100**, 021803 (2008).

- [24] V. M. Abazov *et al.* (D0 Collaboration), Phys. Rev. Lett. **102**, 091801 (2009).
- [25] S. Esen *et al.* (Belle Collaboration), Phys. Rev. Lett. **105**, 201802 (2010).
- [26] A. Lenz and U. Nierste, J. High Energy Phys. 0706, 072 (2007); arXiv:1102.4274 [hep-ph].
- [27] S. Esen, arXiv:1110.2099 [hep-ex].
- [28] T. Aaltonen *et al.* [CDF Collaboration], Phys. Rev. Lett. **108** (2012) 201801 [arXiv:1204.0536 [hep-ex]].

