

Invisible decay of muonium: Tests of the standard model and searches for new physics

S.N. Gninenko¹, N.V. Krasnikov¹, and V.A. Matveev^{1,2}

¹ *Institute for Nuclear Research of the Russian Academy of Sciences, 117312 Moscow, Russia*

² *Joint Institute for Nuclear Research, 141980 Dubna, Russia*

(Dated: February 21, 2022)

In the Standard Model there are several canonical examples of pure leptonic processes involving the muon, the electron and the corresponding neutrinos which are connected by the crossing symmetry: i) the decay of muon $\mu \rightarrow e\nu_\mu\nu_e$, ii) the inverse muon decay $\nu_\mu e \rightarrow \mu\nu_e$, and iii) the annihilation of a muon and an electron into two neutrinos, $\mu e \rightarrow \nu_\mu\nu_e$. Although the first two reactions have been observed and measured since long ago, the third process, resulting in the invisible final state, has never been experimentally tested. It may go either directly, or, at low energies, via the annihilation of a muon and an electron from an atomic bound state, called muonium ($M = \mu^+e^-$). The $M \rightarrow \nu_e\bar{\nu}_\mu$ decay is expected to be a very rare process, with the branching fraction predicted to be $Br(M \rightarrow \nu_\mu\nu_e) = 6.6 \times 10^{-12}$ with respect to the ordinary muon decay rate. Using the reported experimental results on precision measurements of the positive muon lifetime by the MuLan Collaboration, we set the first limit $Br(M \rightarrow \text{invisible}) < 5.7 \times 10^{-6}$ (90% C.L.), while still leaving a big gap of about six orders of magnitude between this bound and the predictions. To improve substantially the limit, we proposed to perform an experiment dedicated to the sensitive search for the $M \rightarrow \text{invisible}$ decay. A feasibility study of the experimental setup shows that the sensitivity of the search for this decay mode in branching fraction $Br(M \rightarrow \text{invisible})$ at the level of 10^{-12} could be achieved. If the proposed search results in a substantially higher branching fraction than predicted, say $Br(M \rightarrow \text{invisible}) \simeq 10^{-10}$, this would unambiguously indicate the presence of new physics. We point out that such a possibility may occur due the muonium transition into a hidden sector and consider, as an example, muonium-mirror muonium conversion in the mirror matter model. A result in agreement with the Standard Model prediction would be a theoretically clean check of the pure leptonic bound state annihilation through the charged current weak interactions, which place constraints for further attempts beyond the Standard Model. We believe our work gives strong motivations to perform the proposed experiment on search for the invisible decay of muonium in the near future.

PACS numbers: 14.80.-j, 12.20.Fv, 13.20.Cz

I. INTRODUCTION

Experimental studies of particles invisible decays, i.e. transitions to an experimentally unobservable final state, played an important role both in development of the Standard Model (SM) and in constraining its extensions [1]. It is worth it to remember the determination of the number of lepton families in the SM through the precision measurements of the $Z \rightarrow \text{invisible}$ decay rate. In recent years, searches for invisible particle decays have received considerable attention. One could mention experiments looking for extra dimensions with invisible decay of positronium ($\text{Ps} = e^+e^-$ bound state) [2, 3], baryonic number violation with nucleon disappearance at SNO [4], BOREXINO [5], and KamLAND [6], see also Ref.[7], electric charge nonconserving electron decays $e^- \rightarrow \text{invisible}$ [8], neutron-mirror neutron oscillations at PSI [9] and the ILL reactor [10], neutron disappearance into another brane world [11], and motivated by various models of physics beyond the SM searches for invisible decays of π^0 mesons at E949 [12], η and η' mesons at BES [13], heavy B meson decays at Belle [14], BaBAR [15], BES [16] and invisible decays of the Upsilon(1S) resonance at CLEO [17]. There are also proposals for new experiments to search for electric charge nonconservation

in the muon decay $\mu^+ \rightarrow \text{invisible}$ [18], and mirror-type dark matter through the invisible decays of orthopositronium in vacuum [19].

In the standard model there are several canonical examples of pure leptonic processes involving the muon, the electron and the corresponding neutrinos which are connected by the crossing symmetry: i) the decay of muon $\mu \rightarrow e\nu_\mu\nu_e$, ii) the inverse muon decay $\nu_\mu e \rightarrow \mu\nu_e$, and iii) the annihilation of a muon and an electron into two neutrinos, $\mu e \rightarrow \nu_\mu\nu_e$. Although the first two reactions have been observed and measured since long ago, the third process, resulting in the invisible final state, has never been experimentally tested. It may go either directly, or, at low energies, via the annihilation of a muon and an electron from an atomic bound state, called muonium ($M = \mu^+e^-$).

Muonium is a particularly interesting system for high precision tests of the SM and searches for new physics. Many interesting experiments performed or planned with muonium were motivated by tests of bound state QED in measurements of the muonium hyperfine splitting [20] and 1s-2s interval [21], searches for the lepton number violation in muonium to antimuonium conversion [22], tests of fundamental symmetries, such as CPT [23], probe of antimatter gravity in the free gravitational fall of muo-

nium [24], and other areas of research [25–28].

As far as the muonium invisible decay is concerned, there are several interesting motivations for the experiment searching for the decay $M \rightarrow \textit{invisible}$ to be performed. First, the decay is predicted to exist in the SM at the experimentally achievable today level. Hence, the observation of the process $\mu^+ e^- \rightarrow \nu_e \bar{\nu}_\mu$ for the first time would be an interesting test of the SM. Second, the decay may occur in some low-mass dark matter scenarios, most of which require coupling between the SM and hidden sectors. For instance, we show that in the mirror matter model such coupling could significantly enhance the $M \rightarrow \textit{invisible}$ decay rate, thus making it very attractive for direct high sensitivity searches. If the $M \rightarrow \textit{invisible}$ decay is observed at a rate higher than the SM prediction, it would be a strong evidence for the existence of new physics beyond the SM.

In this paper we obtain the first limit on the decay $M \rightarrow \textit{invisible}$ and show that it could be significantly improved in a new proposed high-statistics and low-background experiment. We also show that the expected level of the experimental sensitivity allows for the observation of this decay mode for the first time at a rate predicted by the SM. The rest of the paper is organized as follows. In Sec. II we briefly review the standard model decay rate of muonium and phenomenology of the muonium to antimuonium conversion. In Sec. III the exact mirror model, the effect of oscillation of ordinary muonium to the mirror one, and its experimental consequences are discussed. The first limit of the branching fraction for the decay $M \rightarrow \textit{invisible}$ is obtained from available experimental data in Sec. IV. The experimental technique and the preliminary design of the experiment, detector components, simulations of the signal and background sources, as well as the expected sensitivity are discussed in detail in Sec. V. Section VI contains concluding remarks.

II. MUONIUM DECAY IN THE STANDARD MODEL AND PHENOMENOLOGY OF $M \rightarrow \bar{M}$ CONVERSION

The muonium atom consists of a positive muon and an electron, which are leptons from two different generations. To our current knowledge these are particles without any known internal structure. This makes muonium an ideal system for testing QED and fundamental symmetries in physics, and allows us to calculate muonium properties to very high accuracy within the framework of the bound state QED. For example, for the hyperfine structure the theoretical predictions and measurements agree substantially better than for hydrogen atoms [30].

As discussed previously, muonium atom, similar to the lightest known exotic hydrogen-like atom positronium, is bounded by the electromagnetic (e-m) interaction. However, differently from positronium the muonium cannot self-annihilate through the e-m interaction

because it would violate the lepton number conservation. Instead, the SM allows the self-annihilation of muonium into neutrino pair through the lepton number conserving weak interaction. At the current level of experimental and theoretical precision these are the only interactions present in the muonium system.

In the SM muonium is unstable mainly due to the decay of muon $\mu^+ \rightarrow e^+ \nu_e \bar{\nu}_\mu$. Its decay rate in vacuum coincides with those of the muon decay given by

$$\Gamma(M \rightarrow e^+ \nu_e \bar{\nu}_\mu e^-) = \Gamma(\mu^+ \rightarrow e^+ \nu_e \bar{\nu}_\mu) = \frac{G_F^2 m_\mu^5}{192\pi^3}. \quad (1)$$

Here $G_F = 10^{-5} m_p^{-2}$ is the Fermi constant and m_p , m_μ are the proton and muon masses, respectively. In matter, muonium is typically formed in the singlet or triplet state, with the total angular momentum equal 0 or 1, respectively. The SM predicts direct annihilation of the triplet muonium, $J^{PC} = 1^{--}$ bound state, into neutrino antineutrino pair $M \rightarrow \nu_e \bar{\nu}_\mu$ with a very small decay rate. The corresponding branching fraction $Br(M \rightarrow \nu_e \bar{\nu}_\mu)$ is calculated to be [31]

$$\begin{aligned} Br(M \rightarrow \nu_e \bar{\nu}_\mu) &= \frac{\Gamma(M \rightarrow \nu_e \bar{\nu}_\mu)}{\Gamma(\mu^+ \rightarrow e^+ \nu_e \bar{\nu}_\mu)} = \\ &= 48\pi\alpha^3 \left(\frac{m_e}{m_\mu}\right)^3 \approx 6.6 \times 10^{-12}, \end{aligned} \quad (2)$$

where α is the fine-structure constant, and m_e is the electron mass. This result was further confirmed in [32]. The singlet muonium cannot decay into two (massless) neutrinos, as it contradicts to momentum and angular momentum conservation simultaneously.

Very interesting feature of muonium is the possibility of conversion(or oscillation) into its antiparticle, i.e. the $\mu^- e^+$ bound state [33–35]. This reaction violates the conservation of lepton flavor numbers by two units ($\Delta L_{e,\mu} = \pm 2$) that makes searches for the $M - \bar{M}$ conversion especially interesting due to experimental observations of lepton flavor violation in neutrino oscillations.

The existence of muonium to antimuonium conversion is predicted in different extensions of the SM. The simplest way to understand the phenomenology of $M - \bar{M}$ conversion is the use of the effective four fermion interaction of the $(V - A)(V - A)$ type [34], namely

$$L_{M\bar{M}} = \left(\frac{G_{M\bar{M}}}{\sqrt{2}}\right) \bar{\mu} \gamma_\lambda (1 - \gamma_5) e \bar{e} \gamma^\lambda (1 - \gamma_5) \mu + H.c., \quad (3)$$

where $G_{M\bar{M}}$ is a coupling constant characterizing the strength of a new flavor violating interaction. In the absence of an external magnetic field the muonium and antimuonium have the same ground-state energy levels. Flavor violating interaction (3) would cause a splitting of their energy levels by amount [34, 35]

$$\delta \equiv 2 < \bar{M} | L_{M\bar{M}} | M > = \frac{8G_F}{\sqrt{2}n^2\pi a_0^3} \left(\frac{G_{M\bar{M}}}{G_F}\right). \quad (4)$$

Here n is the principal quantum number of the muonium atom and $a_0 = \frac{m_e + m_\mu}{m_e m_\mu \alpha}$ is the Bohr radius of the muonium. Numerically, for the ground state of muonium ($n = 1$)

$$\delta = 1.5 \times 10^{-12} \left(\frac{G_{M\bar{M}}}{G_F} \right) (eV). \quad (5)$$

The $M - \bar{M}$ conversion is analogous to the $K^0 - \bar{K}^0$ mixing. If a muonium atom is formed at $t = 0$ in vacuum, it could oscillate into an antimuonium atom. For a small t value the probability of the oscillation is represented in the form [34]

$$P_{M\bar{M}}(t) = \sin^2\left(\frac{\delta t}{2}\right) \cdot \Gamma_\mu e^{-\Gamma_\mu t} \approx \left(\frac{\delta t}{2}\right)^2 \cdot \Gamma_\mu e^{-\Gamma_\mu t}. \quad (6)$$

Here $\Gamma_\mu \equiv \Gamma(\mu^+ \rightarrow e^+ \nu_e \bar{\nu}_\mu)$ is the muon decay width. The total conversion probability after integration over time is equal to

$$\begin{aligned} P_{M\bar{M}} &= \int_0^\infty \rho_{M\bar{M}}(t) dt = \frac{|\delta|^2}{2(|\delta|^2 + \Gamma_\mu^2)} \\ &= 2.56 \times 10^{-5} \cdot \left(\frac{G_{M\bar{M}}}{G_F} \right)^2. \end{aligned} \quad (7)$$

The best current experimental limit on the $M \rightarrow \bar{M}$ conversion leads to bound $|G_{M\bar{M}}| \leq 0.003 \cdot G_F$ [22]. It should be noted that in the presence of external electromagnetic fields or collisions with residual gas molecules the $M - \bar{M}$ transitions become suppressed.

III. MUONIUM CONVERSION IN MIRROR MATTER MODEL

The idea that along with the ordinary matter may exist its exact mirror copy is an old one [36, 37]. This new hidden gauge sector is predicted to exist if parity is the unbroken symmetry of nature, for an excellent review see Ref. [38]. In accordance with this idea each ordinary particle of the SM has a corresponding mirror partner of exactly the same mass as the ordinary one. In the modern language of gauge theories, the mirror particles are all singlets under the standard $G = SU(3) \otimes SU(2)_L \otimes U(1)_Y$ gauge interactions [39–41]. Hence, they couple to the ordinary particles either by gravity or by other very weak forces. In this model the parity is conserved because the mirror particles have the right-handed (V+A) mirror weak interactions while the ordinary particles experience the usual left-handed weak interactions. Mirror matter is dark in terms of the SM interactions, and could be a good candidate for dark matter, see, e.g., Refs.[41–46]. For instance, it is argued that annual modulations of the signal observed by the DAMA Collaboration are caused by the mirror dark matter scattering in their detector [47–50].

The gauge group of our world and mirror world is assumed to be [39]

$$G_{tot} = G_{SM} \otimes G_M, \quad (8)$$

where the SM gauge group G_{SM} coincides with the mirror world gauge group G_M . The interaction between our and mirror sectors could be transmitted by some gauge singlet particles interacting with both sectors. Such kind of interaction could explain the baryon asymmetry of the Universe [51], some fraction of dark matter in the Universe [46], and can also results in the particle mixing and oscillation between the ordinary and mirror sectors. Any neutral, elementary or composite particle, in principle, can have mixing with its mirror duplicate, such as photon-mirror photon [52, 53], neutrino-mirror neutrino [39, 40], etc. which can be experimentally tested. For example, the neutron-mirror neutron mixing via a small mass term $\epsilon(nn' + n'n)$ proposed in [51], results in ordinary neutron anomalous disappearance, in addition to their decays or absorption due to SM interactions. At present, there are performed and proposed searches for mirror matter via the invisible decay of orthopositronium in vacuum [19, 52–58], through neutron-mirror neutron oscillations [51, 59, 60], and via Higgs- mirror Higgs mixing at LHC [61–63].

As mentioned previously, in a mirror world model, there must exist the mirror muonium which is the bound state of a mirror muon μ' and a mirror positron e'^+ with the same mass and decay width as the ordinary muonium. We could assume the existence of a (super)weak interaction invariant under the gauge group G_{tot} , which allows transitions between the ordinary and mirror muonium. Such effective interaction can be written in a form analogous to (3)

$$L_{MM'} = \left(\frac{G_{MM'}}{\sqrt{2}} \right) \bar{\mu} \gamma_\lambda (1 + \gamma_5) e e' \gamma_\lambda (1 - \gamma_5) \mu' + H.c. \quad (9)$$

where $G_{MM'}$ is a coupling constant characterizing the strength of the $M - M'$ transition, and e' and μ' are the mirror electron and muon fields, correspondingly. The interaction (9) leads to conversion of ordinary muonium to mirror muonium, as schematically illustrated in Fig. 1. The interaction (9) breaks the degeneracy between M and M' states, so that the vacuum energy eigenstates are $M+ = (M + M')/\sqrt{2}$ and $M- = (M - M')/\sqrt{2}$, which are split in energy by ΔE given by an expression similar to (4), see Fig.1. The interaction eigenstates are maximal combinations of mass eigenstates which implies that M oscillates into M' . Thus, a system which is pure muonium at $t = 0$ will develop an admixture of mirror muonium at a later time. In closed analogy with the case of muonium antimuonium conversion one can find that the probability of seeing the system in vacuum decay as mirror muonium $M' \rightarrow e'^+ \nu'_e \bar{\nu}'_\mu + e'^-$ rather than as ordinary muonium $M \rightarrow e^+ \nu_e \bar{\nu}_\mu + e^-$ is given by

$$P(M') = \frac{1}{2} \frac{\delta^2}{\delta^2 + \Delta^2 + \lambda^2} \quad (10)$$

where $\lambda = 0.45 \times 10^6 \text{ sec}^{-1}$, or $3 \times 10^{-10} \text{ eV}$, and Δ is any additional splitting of M and M' , by external electromagnetic fields. A detailed discussions of the effects

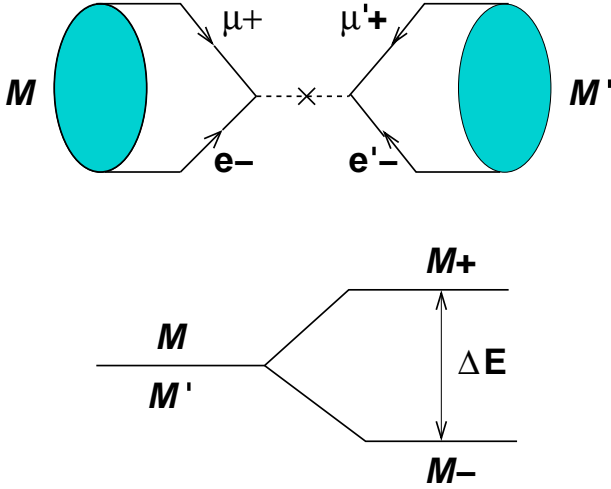


FIG. 1: The double degeneracy between mass eigenstates of ordinary (M) and mirror (M') muonium is broken when a small mixing is included.

of collisions and external fields on oscillation probability of a similar system, positronium, can be found in Ref.[64]. Estimating δ by using (9) results in the integral probability of muonium to mirror muonium conversion determined by (for $\Delta = 0$)

$$P_{MM'} = 2.56 \times 10^{-5} \cdot \left(\frac{G_{MM'}}{G_F}\right)^2. \quad (11)$$

Because mirror muonium decays into a mirror electron, positron, and neutrinos the experimental signature of the $M - M'$ conversion is the invisible decay $M \rightarrow \text{invisible}$ of the ordinary muonium in vacuum. Current bounds on coupling constant $G_{MM'}$ are rather weak. For $G_{MM'} = G_F$ the branching fraction of the ordinary muonium decay into invisible mirror state is $Br(M \rightarrow \text{invisible}) = 2.56 \times 10^{-5}$, which is seven orders of magnitude higher than those predicted by the SM branching fraction of Eq.(2). Thus, we see that in the mirror model it is possible to have nonzero conversion of our muonium to mirror muonium. The signature of such conversion is the decay $M \rightarrow \text{invisible}$ and, moreover, it is possible to expect some enhancement of this decay rate. Similar to the $M - \bar{M}$ conversion, the probability $P_{MM'}$ can be affected by an additional splitting of M and M' states due to an external electric or magnetic field [34, 64]. It might also be suppressed, if there is a high collision rate of muonium atoms with the cavity walls or residual gas molecules in the experiment.

Note that some extensions of the SM allow the $M \rightarrow \text{invisible}$ decay. For instance, in the model with the additional sterile neutrino, interaction

$$L = G' \bar{\mu} \gamma_\nu (1 - \gamma_5) e \bar{\nu}_s \gamma^\nu (1 - \gamma_5) \nu_s + h.c.$$

results in invisible muonium decays into sterile neutrino $M \rightarrow \nu_s \bar{\nu}_s$. However, constraints obtained from the agreement between the measured and predicted properties of the μ decay [1] lead to a strong bound $\Gamma(M \rightarrow$

$\bar{\nu}_s \nu_s \leq O(10^{-2}) \Gamma(M \rightarrow \nu_e \bar{\nu}_\mu)$ on sterile neutrino decay width, which makes it not very exciting for further consideration.

IV. INDIRECT EXPERIMENTAL LIMIT ON THE $M \rightarrow \text{invisible}$ DECAY

Consider now bound on the invisible decay of the M state, which can be obtained from existing experimental data. If an exotic $M \rightarrow \text{invisible}$ decay exists, it would contribute to the total muonium decay rate:

$$\tau_M^{-1} = \Gamma_M(M \rightarrow \text{all}) = \Gamma_\mu + \Gamma(M \rightarrow \text{invisible}) + \dots \quad (12)$$

and, hence decrease the determined muonium lifetime τ_M .

In order to estimate the allowed extra contribution of $\Gamma(M \rightarrow \text{invisible})$ to Eq.(12), and to obtain the limit on the branching fraction $Br(M \rightarrow \text{invisible})$, we use the results on precision measurements of the positive muon lifetime reported by the MuLan collaboration [65–67]. In these measurements two different targets were used in the detector to stop muons. For the first one, the magnetized ferromagnetic alloy target (AK-3), the dominant population was stopped μ^+ 's, and the corresponding muon decay lifetime was measured to be [65]

$$\tau_\mu^{AK-3} = 2.1969799 \pm 0.0000027 \mu s \quad (13)$$

For the second one, the quartz (SiO_2) target, the dominant species were muonium atoms formed by stopping muons 90% of the time, and the muon lifetime was found to be [66]

$$\tau_\mu^Q = 2.1969812 \pm 0.0000038 \mu s \quad (14)$$

It is important to note, that in the framework of the SM the possible lifetime difference between the muonium atom in the quartz target and free muon in vacuum was estimated to be negligible, of the order of 1 part per billion [32]. By comparing the measured muonium decay rates from Eq.(13) and Eq.(14), and assuming that the fraction of triplet muonium state in the quartz target is 3/4, one finds that the upper limit on the branching fraction of the decay $M \rightarrow \text{invisible}$ is

$$Br(M \rightarrow \text{invisible}) < 5.7 \times 10^{-6} \quad (15)$$

at the 90 % C.L.. There are still six orders of magnitudes difference between the limit of Eq.(15) and the SM prediction (2). Note that the obtained result cannot be used to constrain $M - M'$ oscillations in vacuum because of their high collisional suppression in the quartz target. In the next section we show how the limit of Eq.(15) can be significantly improved in the new proposed experiment.

V. DIRECT EXPERIMENTAL SEARCH FOR THE $M \rightarrow \text{invisible}$ DECAY

The decays $M \rightarrow \text{invisible}$ are rare events and their observation presents a challenge for the detector design

and performance. Here, we focus mainly on discussions of the experimental setup to search for the decay $M \rightarrow \text{invisible}$ in vacuum, which is also sensitive to the muonium - mirror muonium conversion. The similar setup without vacuum requirements is simpler, it would provide better sensitivity and can be used for the first observation of the decay $M \rightarrow \text{invisible}$ and search for new exotic channels of this decay mode which are not affected by the presence of matter or external fields.

The main components of the experimental setup to search for the invisible decay of muonium are schematically illustrated in Fig. 2, see also [18]. The setup is equipped with a high efficiency muon tagging system, high hermeticity electromagnetic calorimeter (ECAL), and an intelligent trigger system. The experiment employs a surface μ^+ beam, which is produced in a target and transported to the detector in an evacuated beam line tuned to ~ 26 MeV/c. Such the world's brightest continuous surface muon beam with intensity $\simeq 10^7$ μ /s is available at the Paul Scherrer Institut (PSI) [68]. This beam was used, for example for a sensitive search for $M - \bar{M}$ conversion [22]. Positively charged muons pass through ~ 100 μm thick beam counters ($S_{1,2}$) are focused into a vacuum cavity through a narrow aperture closed by the beam counter S_3 , and, after passing through the counter S_4 , strike the SiO_2 aerogel (or SiO_2 powder) target (T) used for the muonium atom formation [69, 70]. The energy of entering muons is degraded by the counters material to maximize the muon stopping rate. Muonium atoms are formed by the electron capture with efficiency $\simeq 60$ % per μ^+ stopped in the target. Most of the atoms emerge from the target grains into the intergranular voids. With a mean-free path of $\simeq 1$ cm, muonium is able to diffuse through the network of voids over distances longer than the target thickness and escape through the surface into vacuum [29]. Muoniums undergo collisions of the order $10^5 - 10^7$ with the silica grain walls, those number depends on the depth of muonium formation, and approach thermal equilibrium. Then, on average, 3.3% of them leave the target surface with thermal Maxwell-Boltzmann velocity distribution at the temperature of the target [69]. The fact that muonium confined to the voids is expected to be almost fully thermalized, was confirmed by a separate experiment on M 's emitted into vacuum from a mesoporous silica film at cryogenic temperatures [71]. Although the M kinetic energy distribution is nominally that of Maxwell-Boltzmann emission, one might expect a higher-energy tail of M 's formed from backscattered muons that never approached thermalization. These M events are distinct from the thermal M 's that have diffused out of the target; however, their intensity is expected to be very small. The fraction of muonium atoms produced in the target that decay either in the target or in vacuum can be determined relative to the number of muons on the target with a technique described in Ref.[22].

The target is surrounded by a hermetic 4π ECAL to detect energy deposition from the decay $M \rightarrow \text{all}$ of muo-

niiums produced in T . As shown in Fig. 2, before muons reach the entrance to the vacuum cavity, they bend in a magnetic field. The purpose of employing the magnet is threefold: (i) to provide a transverse kick to positive muons in order to allow them to enter the vacuum cavity through the narrow aperture, (ii) to detect photons, positrons, or muons that could escape the cavity through the entrance aperture by a set of ECAL counters placed around the muon bend region, and iii) to enhance identification of positive muons entering the calorimeter. This additional detector is placed up stream of the entrance aperture, as shown in Fig. 2. The deflector is used in order to operate the setup in a "muon on request mode" with the repetition rate in the range 200-400 kHz.

The energy deposition readout in the ECAL is triggered by a tag signal of the muon appearance on the target, which is defined as the coincidence of the four signals from a muon passing the beam counters S_{1-4} . To enhance significance of the muon tag the time-of-flight information can be used. For the muon beam momentum of 26 MeV/c, the latter corresponds to about 1.3 ns per 10 cm of the muon path length.

For the ordinary muonium decay (1) the experimental signature is the ECAL energy deposition from a single decay positron with energy $E_{e^+} = m_\mu - E_{\nu_e} - E_{\nu_\mu}$, where E_{ν_e}, E_{ν_μ} are the electron and muon neutrino energy, respectively. The experimental signature of the $M \rightarrow \text{invisible}$ decay is the apparent disappearance of the energy deposition $E = m_\mu + m_e$ in the ECAL. In other words, the signature of the $M \rightarrow \text{invisible}$ decays is an event with the sum of the ECAL crystal energies deposited by the final-state particles equal to zero. Zero energy is defined in this case as an energy deposition below a certain ECAL energy threshold, $E_{\text{tot}} < E_{\text{th}}$. The expected distribution of energy deposited in the ECAL from μ^+ 's stopped in the target is shown in Fig. 3. The distribution is a sum of two spectra from $\mu^+ \rightarrow \text{all}$ and $M \rightarrow \text{all}$ decays and is discussed in detail below in Sec.A.

To estimate the sensitivity of the proposed experiment a feasibility study based on GEANT4 [72] Monte Carlo simulations have been performed. The beam of positive muons is stopped in the central part of the cylindrical target of SiO_2 aerogel with the density about 35 mg/cm³ and of thickness 8 mg/cm² and is supported in vacuum by an aluminum foil with an inclination with respect to the muon beam axis. A similar target was previously used as a converter of muon to muonium atoms in the experiment of Ref.[22]. The ECAL is an array of $\simeq 100$ BGO counters each of 52 mm in diameter and 220 mm long, which was previously used in the PSI experiment on precise measurements of the $\pi \rightarrow e + \nu$ decay rate [73]. Timing and energy deposition information from each BGO crystal can be digitized for each event. The processing of the BGO counter signals is described in detail in Ref.[73], see also Refs.[3, 74].

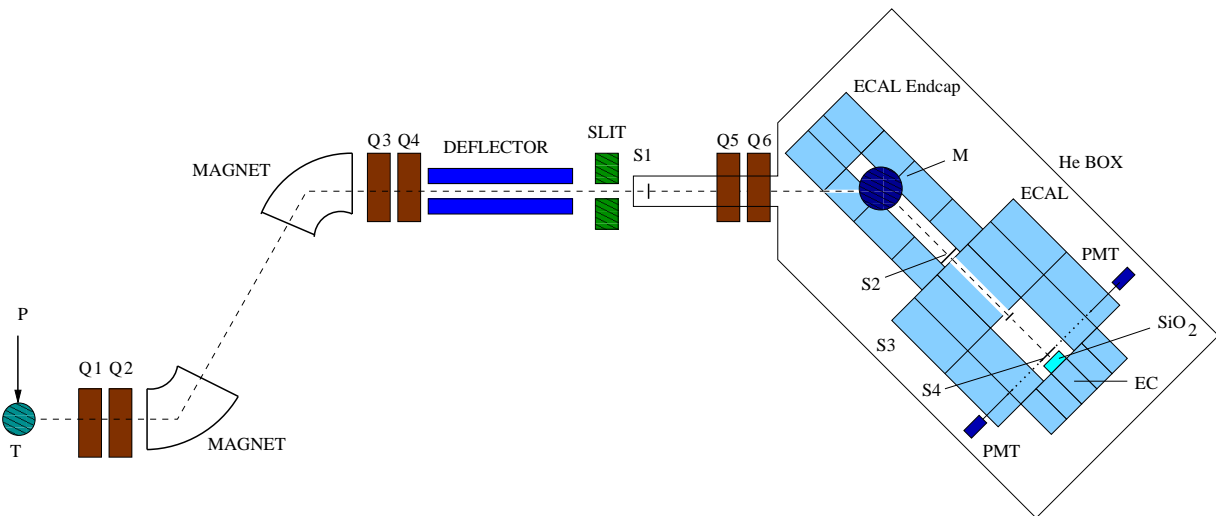


FIG. 2: Schematic illustration of the experimental setup to search for the muonium invisible decay. The beam of surface μ^+ 's passing through the beam defining counters S_{1-4} is focused by quadrupole magnets (Q5,Q6) into a vacuum cavity through a narrow aperture and strikes the SiO₂ aerogel target (T) used for the muonium atom formation. Shown are also the 4π hermetic BGO electromagnetic calorimeter (ECAL), the ECAL endcap counter (EC) used as a light guide for the light produced in the beam counter S_4 , and the magnet (M) used to deflect the beam. The counters S_{1-3} and the upstream ECAL counters are also used as a veto against photons, decay positrons or backscattered muons that could escape the cavity through the entrance aperture. The deflector is used to operate the setup in a "muon on request" mode.

A. Background for the $M \rightarrow \text{invisible}$ decay

The background processes for the $M \rightarrow \text{invisible}$ decay can be classified as being due to beam-related, physical, and detector-related backgrounds. To investigate these backgrounds down to the level $Br(\mu \rightarrow \text{invisible}) \lesssim 10^{-12}$ with the full detector simulation would require the generation of a very large number of muon decays resulting in a prohibitively large amount of computer time. Consequently, only the most dangerous background processes are considered and estimated with a smaller statistics combined with numerical calculations.

The beam-related backgrounds produce the fake muon tag and can be categorized as being due to a beam particle misidentified as a muon, or several beam particles which produce a fake muon tag due to accidental coincidence of signals from S_{1-4} . The first type of background occurs, e.g., due to the production of slow protons in the target, which enter the detector and produce zero decay energy. Incoming neutrons could scatter in the S_{1-4} and being accidentally misidentified as μ^+ could also be contributed to the beam background. Identification of the incoming particle as a muon based on the requirements of the delay by the muon time-of-flight coincidence between the beam counter signals suppresses the single-beam background down to the level $< 10^{-13}$. This estimate is obtained under the assumption of having

Gaussian shape with the time resolution of $\simeq 1$ ns for the distributions of time of flight between counters S_{1-4} . It is also assumed that the admixture of the other charged particles in the beam is below 1%, which although depends on a particular experimental environment.

For the design shown in Fig.2, the required efficiency for the M decay energy detection can be obtained only by keeping the amount of passive material in the region of vacuum cavity as small as possible. For example, to remove dead materials from the vacuum cavity walls the cavity could be made directly in a big single crystal or out of a few ECAL central crystals. For example, the light signals produced in the S_4 scintillator counter could be readout through the SiO₂ transparent target and the ECAL endcap crystal which acts as a light guide, see Fig. 2. The S_4 signals could be distinguished from the endcap crystal signals due to their significantly different decay times by using the technique described in detail in Ref.[3]. In the presented simulations we did not consider too complicated design of the setup and try to keep it as realistic as possible. The reported further analysis takes into account active materials of the ECAL, passive materials from the target, vacuum cavity walls, and from the ECAL crystals and the target wrapping. The following main sources of physical- and detector-related backgrounds are identified and evaluated:

- the principal muon decay $\mu^+ \rightarrow e^+ \nu_e \bar{\nu}_\mu$ into the final state with the positron kinetic energy E_{kin}

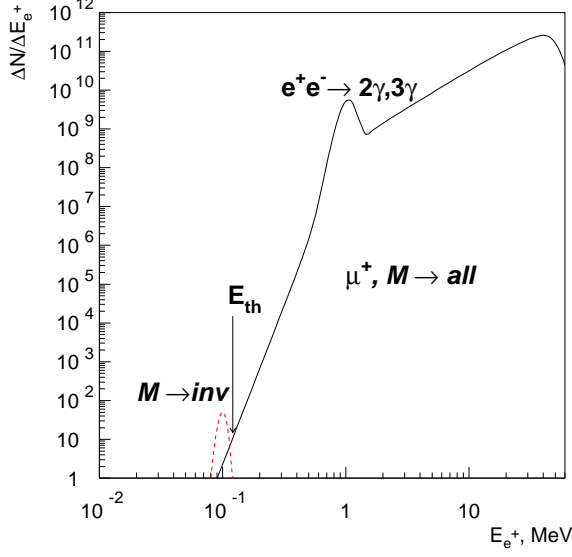


FIG. 3: The expected distribution of energy deposition in the ECAL from 8×10^{12} muons stopped in the target, corresponding to the decays $\mu^+ \rightarrow all$ and $M \rightarrow all$. The peak around 1 MeV corresponds to energy deposition from the $e^+e^- \rightarrow 2\gamma, 3\gamma$ annihilation of decay positrons stopped in the vacuum cavity. The arrow shows the energy threshold for the decay $M \rightarrow invisible$ detection. The dashed curve represents the signal from the decay $M \rightarrow invisible$ if it exist at the level predicted by the SM.

less than the detection energy threshold E_{th} ($\simeq 100$ keV). Indeed, if $E_{kin} < E_{th}$ the event becomes invisible.

To suppress this background, one has to use as low a threshold as possible and to performed the experiment with a well separated positive muon beam with an extremely small contamination of negative pions or muons which could mimic the true signal. However, even if the positive muon decays into a low energy positron that stops in the cavity, the latter would annihilate into two (or three) photons at a lifetime scale of the order of a few ns. Thus, for such events, the minimum energy deposition in the ECAL will be $m_{e^+} + m_{e^-} \simeq 1$ MeV, i.e. well above the threshold, making these events visible; see Fig. 3.

Another way to lose the decay energy is due to the annihilation gammas photoabsorption and/or Compton scattering in the target. In this case, when almost all annihilation energy is deposited in T the event becomes invisible, which results in a fake $M \rightarrow invisible$ signal. To suppress this background, the target should be optimized in size and made of a low-Z material to minimize the crosssection of the photoabsorption which is $\sigma_{pha} \sim Z^5$. For example, for a target made of a plastic scintillator, the probability of both 511 keV photons

energy absorption in a volume of $\simeq 1$ cm³ is found to be less than 10^{-8} [18]. In the SiO₂ target with the density 35 mg/cm³ the effect is smaller. The ECAL efficiency with respect to detection of energy from the positron annihilation was checked in the experiment [3] on the search for the $Ps \rightarrow invisible$ decay. For events corresponding to 2, 3 γ annihilation of e^+e^- pairs at rest with the ECAL energy deposition ~ 1 MeV, the upper limit on the branching fraction of the reaction $e^+e^- \rightarrow invisible$ was found to be $Br(e^+e^- \rightarrow invisible) \lesssim 10^{-8}$ at 90% C.L. for the ECAL energy threshold of 80 keV.

The absorption of annihilation photons in the cavity materials has been studied in the proposal on the search for the $oPs \rightarrow invisible$ decay in the vacuum of Ref. [19]. Simulations show that the main contribution to the γ inefficiency comes from the total (due to photoabsorption) or fractional (due to Compton effect) photon energy loss in the material of the vacuum cavity. To suppress this background the cavity should be made of a low-Z material to minimize the cross section of the photoabsorption. Distributions of the energy deposited in the dead material surrounding the target region from annihilation events in the target were obtained with simulations for a 0.84 mm thick aluminum pipe and a composition pipe made of 0.04 mm aluminum and 0.800 mm carbon. For the later case the fraction of simulated 2 γ events with the energy absorbed in the cavity walls > 900 keV, i.e. energy deposited in the ECAL is $E < 100$ keV, was found to be $< 10^{-8}$.

In Fig. 4, the partial muon decay rate $\Delta\Gamma_\mu$ into a positron with $E_{e^+} < E_{th}$ is shown as a function of E_{th} . Taking into account that energy of positrons that stop in the cavity is typically $E_{kin} < 2 - 3$ MeV, the fraction of such e^+ 's is estimated to be $P_T \lesssim 10^{-4}$. Combined probability to get energy deposition in the ECAL from positron annihilation in the cavity < 100 keV is estimated to be $P_{2\gamma} \lesssim 2 \times 10^{-8}$. Therefore, this background from inefficient detection of low energy positrons allows potentially to reach sensitivity in the branching ratio of the invisible muonium decay as small as $P_T \cdot P_{2\gamma} \simeq 2 \times 10^{-12}$, assuming the detection energy threshold is as low as $E_{th} \simeq 100$ keV.

- the loss of the muon decay energy in rare processes of energetic positrons $e^+ + A \rightarrow invisible$ with an invisible final state could be induced either by electromagnetic or weak interactions of the positron. For example, e^+ could lose almost all its energy due to emission of a hard photon in the bremsstrahlung process in the target or in the ECAL. The photon could either penetrate the calorimeter without interactions, or could be photoabsorbed by an atomic nucleus resulting in the invisible final state consisted of secondary neutrons. However, due to the charge conservation, there is always a low en-

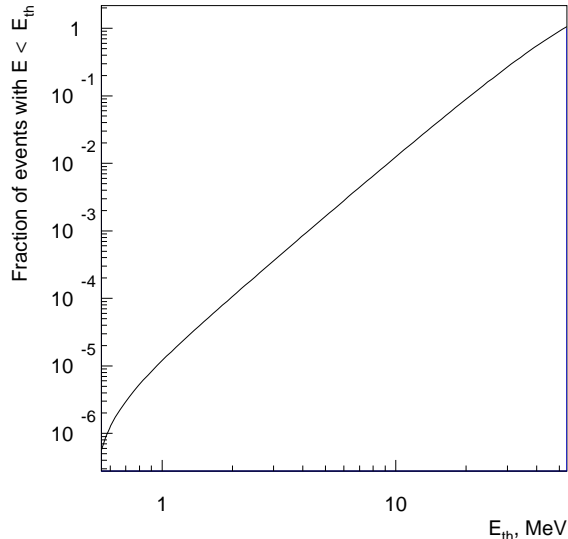


FIG. 4: The fraction of events from the decay $M \rightarrow e^+ \nu_e \bar{\nu}_\mu + e^-$ with the positron energy $E < E_{th}$ as a function of E_{th} .

ergy positron in the final state, which produces $\simeq 1$ MeV energy through the e^+e^- annihilation of the positron at rest, thus making the event visible. Combined analysis results in this background level $\lesssim 10^{-13}$. The background from an energetic positron conversion into proton through the reaction $e^+ + n \rightarrow p + \bar{\nu}_e$ induced by the charged current weak interaction is found to be negligible.

- Another possible background could be due to the excitation of a long-lived nuclear state via the radiationless annihilation of an energetic positron with a K-shell electron. This is a 3-body reaction $e^+ + e^- + A \rightarrow A^*$, where the e^+e^- annihilation energy is absorbed by the nucleus A . The cross section for such a reaction has not yet been studied in detail for the wide class of nuclear isotopes and full range of positron energies. By using the available upper limit on the resonant cross section $\sigma_{e^+} < 4.3 \times 10^{-26} \text{ cm}^2$ at 99% C.L. obtained for isotope ^{115}In with a mono-energetic positron beam of about 90 keV kinetic energy [75] we estimate this background to be $\lesssim 10^{-13}$, assuming the ^{115}In contamination in the cavity and target materials to be at the level below 1 ppm. More detailed study of this background source is required. Note, that in principle, it is possible to excite a nucleus long-lived state with a lifetime $\tau \gtrsim 60 \mu\text{s}$. However, such excitation levels are present in specific isotopes, such as ^{115}In , whose admixture is expected to be small.
- incomplete ECAL hermiticity: our study identified a possible background to the signal as due to energetic decay positrons escaping the detection region though the cavity entrance aperture. This effect

increases the disappearance rate of muonium and therefore must be addressed. Consider, e.g. the case when a muon decays either in flight or in the target into a fast positron with momentum pointing exactly to the entrance aperture. Then, the decay positron could be undetected in beam counters S_3 and S_2 due to their inefficiency. The same effect could occur if the incoming muon backscatters either in S_4 or in the target without losing too much energy, and escapes the detection in counters $S_{2,3}$. However, due to the presence of the magnetic field in the vicinity of the entrance to the cavity, the trajectory of the escaping positron or muon is bent up and it would be detected by the ECAL counters.

The probability for a particle to escape detection in this case can be estimated as

$$P_{esc} \simeq P_a \cdot P_m \cdot \zeta_2 \cdot \zeta_3 \cdot \zeta_{ECAL} \quad (16)$$

where P_a , ζ_2 , ζ_3 , and ζ_{ECAL} are, respectively, the probability for a particle to pass through the entrance aperture, the inefficiencies of beam counters S_2 , S_3 and ECAL counters to detect the particle.

To suppress this type of background the entrance aperture should be reduced in size as much as possible and should be closed by as high as possible efficiency counters $S_{2,3}$, as shown in Fig. 2, which act as the beam defining and also as the veto counters. Then, the background could be suppressed by requiring an absence of activity in the beam counters after detection of the incoming muon. Assuming isotropic distribution of backscattered muons or decay positrons, inefficiency for particle detection in $S_{2,3}$ of $\simeq 10^{-2} - 10^{-3}$, the diameter of the entrance aperture of $\simeq 1$ cm, and inefficiency of the upstream ECAL detection $\simeq 10^{-4}$ leads to the final suppression of this source of background down to the level of at least $\simeq 10^{-13}$.

- The leak of muonium atoms through the entrance aperture into the region of lower detection efficiency could also contribute to the disappearance rate of muonium. However, assuming that muonium leaving the target is thermalized and has kinetic energy below eV (300 K), the effect is suppressed to a negligible level by closing the aperture with the counter S_3 , as shown in Fig. 2.

In Table I contributions from the previously discussed background processes are summarized. The dominant background source is due to the absorption by passive materials of photons from the annihilation of slow positrons in the cavity. To cross-check this background, we estimate its level in the signal region by using available results from measurements of Ref.[3] and the proposal on the search for $oPs \rightarrow \text{invisible}$ decay in vacuum of Ref.[19] in a different way. In Fig. 3 the expected distribution of energy deposition in the BGO calorimeter from the decays of $8 \times 10^{12} \mu^+$ s stopped in the target

TABLE I: Expected contributions to the total level of background from different background sources (see text for details).

Source of background	Expected level
fake muon tag	$\lesssim 10^{-13}$
inefficiency of of slow positrons detection ^a	$\lesssim 2 \times 10^{-12}$
$e^+ + A \rightarrow invisible$	$\lesssim 10^{-13}$
ECAL hermiticity	$\simeq 10^{-13}$
Total (conservatively)	$\simeq 2.3 \times 10^{-12}$

^a The threshold for energy deposited in the ECAL from the decay e^+ 's annihilation is 100 keV.

is shown. The spectrum represents the sum of $\mu^+ \rightarrow all$ and $M \rightarrow all$ distributions . The part of the spectrum above $\gtrsim 1$ MeV is calculated from the Michel spectrum convoluted with the ECAL (Gaussian) energy resolution. The peak around $\simeq 1$ MeV is from the fraction of decay positrons ($\simeq 10^{-4}$) with energy below of a few MeV that are stopped in the cavity, i.e. either in the target or in the cavity walls, and annihilate into 2 or 3 photons. The low energy tail below 1 MeV is described by a function $f(E_{e^+}) = f_1(E_{e^+}) + f_2(E_{e^+})$, which is a sum of two distributions of the annihilation energy in the ECAL normalized to the same number of positrons annihilated in the cavity. The function $f_1(E_{e^+})$ is an experimentally measured distribution taken from the experiment on $Ps \rightarrow invisible$ [3] for positrons annihilated in the SiO₂ target, which did not take into account the annihilation photon absorption in the cavity walls. The function $f_2(E_{e^+})$ is taken from the proposal [19] and corresponds to the simulated energy deposition in the ECAL minus energy absorbed in the cavity walls. The sum function $f(E_{e^+})$ is then extrapolated to zero energy resulting in a prediction of about 8 ± 2 background events in the signal region for 8×10^{12} μ^+ 's stop in the target, which is somewhat smaller, but still in a reasonable agreement with the conservative number of about 18 events obtained from from Table 1. The error of the above estimate is defined by the uncertainty in the extrapolation procedure.

B. Sensitivity of the proposed experiment

The significance of the $M \rightarrow invisible$ decay discovery with such a detector, scales as [76, 77]

$$S = 2 \cdot (\sqrt{n_s + n_b} - \sqrt{n_b}) \quad (17)$$

with

$$n_s = n_\mu \epsilon f Br(M \rightarrow invisible) t \quad (18)$$

and the branching ratio of the muonium invisible decay defined by

$$Br(M \rightarrow invisible) = \frac{n_s}{n_\mu \epsilon f t} \quad (19)$$

where n_s is the number of observed signal events (or the upper limit of the observed number of events), n_b is the number of background events, n_μ is the muon beam intensity, t is the experiment running time, ϵ is the efficiency of the muonium production per incident muon, and factor f corresponds either to the total number of decayed M atoms ($f \simeq 1$), or to the fraction of M atoms that decay presumably in vacuum, not in the target ($f \simeq 0.033$).

Before defining the expected sensitivity, let us first discuss several additional limitation factors. The first one is related to the relatively long muon lifetime and the corresponding ECAL signal integration time. Indeed, to get the branching ratio $Br(M \rightarrow invisible) \simeq 10^{-11}$, the ECAL gate duration τ_g , and hence the dead-time per trigger, has to be

$$\tau_g \gtrsim -\tau_\mu \times \ln(Br(M \rightarrow invisible)) \simeq 60 \mu s \quad (20)$$

in order to avoid background from the muon decays outside the gate. The best sensitivity is expected at integration gate $\tau \simeq 60 \mu s$; however, further, more complicated analysis compromising the level of this background and increasing of the pileup noise might be necessary. The pileup energy, which corresponds to energy deposited in the BGO ECAL by an additional undetected and uncorrelated particle, increases values of the ECAL pedestals. The amount of additional energy in each BGO counter can be measured with the random trigger [3]. In the Ps experiment [3], for orthopositronium lifetime in the SiO₂ aerogel target of 132 ns the ECAL gate duration τ_{Ps} was chosen to be $\simeq 2 \mu s$. This resulted in distribution of the sum of pedestals of all ECAL counters corresponding to the efficiency of "zero" signal detection as a function of the energy threshold. In order to keep the energy threshold as low as possible an algorithm to sum up the energy of all the ECAL crystals can be employed by exploiting the granularity of the calorimeter and fixing a zero energy threshold for each individual crystal. Taking into account the ECAL granularity, the effective ECAL energy threshold can be significantly reduced from 80 keV, used to define the signal range for the $o-Ps \rightarrow invisible$ decay [3], to about 20 keV having the overall signal efficiency above 95% [74]. In the proposed experiment the longer gate will lead to an increase of the pileup and pick-up electronic noise and hence to the overall broadening of the signal range, approximately by a factor $\sqrt{\tau_g/\tau_{Ps}} \simeq 5$ and, hence to an increase of the effective energy threshold roughly up to $E_{th} \simeq 20 \text{ keV} \times 5 \simeq 100 \text{ keV}$.

Another limitation factor is related to the dead time of Eq.(20) and, hence to the maximally allowed muon counting rate, which according to Eq.(20) has to be $\lesssim 1/\tau_g \simeq 10^4 \mu^+/s$ to avoid significant pileup effect. To minimize dead time, one could impose a time structure on the continuous beam by using a fast beam chopper operating in a "muon on request" mode [78], and a first-level trigger rejecting events with the ECAL energy deposition greater than E_{th} and, hence, run the experiment at the rate $\simeq 1/\tau_\mu \simeq 5 \times 10^5 \mu/s$. Assuming this rate, we an-

ticipate $8 \times 10^{12} \mu^+$ on target and production of about 6×10^{12} muonium atoms during 6 months of running time for the experiment. Out of them, about 5.8×10^{12} M 's decay in the target, while about 2×10^{11} M 's leave the target surface and decay in vacuum. For counting signal rate of $\simeq 10^{-11}$ per incident muon. assuming beam intensity of $\simeq 5 \times 10^5 \mu^+$ /s at $\simeq 90\%$ efficiency, it would require 1 week to accumulate one signal event.

In the background free experiment one could expect a sensitivity in the $M \rightarrow \text{invisible}$ decay branching ratio of the order of

$$Br(M \rightarrow \text{invisible}) \lesssim 10^{-12}, \quad (21)$$

assuming that in Eq.(19) $n_s = 2.3$. For M 's that decay in vacuum, the sensitivity is

$$Br^{vac}(M \rightarrow \text{invisible}) \lesssim 10^{-11}. \quad (22)$$

In the presence of background and in accordance with the SM prediction, the expected number of observed events in the signal region $E \lesssim 100$ keV is

$$N_M \simeq 50 \pm 7 \text{ events} \quad (23)$$

out of which 18.4 events represent conservatively estimated overall background from Table 1. Taking into account (17), one can see that the observation of the $M \rightarrow \text{invisible}$ decay with about 5σ significance could be possible.

The statistical limit on the sensitivity of the proposed experiment to search for the decay $M \rightarrow \text{invisible}$ due to transition into the hidden sector is proportional to $G_{MM'}^2$ and is set by its value, see (11). Thus, to improve the sensitivity of (22) larger amount of muonium atoms decaying in vacuum is required. Therefore, the improvement of the efficiency for thermal M 's production is crucial for further searches.

Note, that in the case of the signal observation, to cross-check the result, one could replace the target with another one of the same density, but not capable of muonium producing, and run the experiment with suppressed M decays, see e.g., Ref.[79]. In this case the distribution of the energy deposition in the ECAL, shown in Fig.3 would contain mainly events from the decays $\mu^+ \rightarrow \text{all}$ and the signal from the decays $M \rightarrow \text{invisible}$ should disappear. In the case of observation of a higher than predicted $M \rightarrow \text{invisible}$ decay rate, there is another important cross-check. Namely, as discussed in Sec. 3, one could slightly modify the experimental conditions without affecting the background, e.g. by increasing either the magnetic field in the cavity or the number of muonium collisions with residual gas molecules by increasing the gas pressure [19, 64]. These would suppress the muonium-mirror muonium oscillations, and the observed signal should vanish.

The performed analysis gives an illustrative correct order of magnitude for the sensitivity of the proposed experiment. The simulations are performed without

taking into account such effects as, e.g. pileup, and may be strengthened by more accurate and detailed Monte Carlo simulations of the concrete experimental setup.

VI. CONCLUSION

Due to its specific properties, muonium is an important and interesting probe of the SM and physics beyond the SM both from the theoretical and experimental view points. In the SM, the invisible decay $M \rightarrow \nu_e \bar{\nu}_\mu$ of muonium atoms into two neutrinos is expected to be a very rare process with the branching fraction predicted to be $Br(M \rightarrow \nu_e \bar{\nu}_\mu) = 6.6 \times 10^{-12}$ with respect to the ordinary muon decay rate. This process has never been experimentally tested. Using the reported experimental results on precision measurements of the positive muon lifetime by the MuLan Collaboration, we set the first limit $Br(M \rightarrow \text{invisible}) < 5.7 \times 10^{-6}$, while still leaving a big gap of about six orders of magnitude between this bound and the predictions.

To improve substantially the sensitivity, we proposed to perform an experiment dedicated to the search for the $M \rightarrow \text{invisible}$ decay. The key point for the experiment is the presence of energy release from the annihilation of the low energy decay positrons in the detector. A feasibility study of the experimental setup shows that the sensitivity of the search for this decay mode in branching fraction $Br(M \rightarrow \text{invisible})$ at the level of 10^{-12} could be achieved. Thus, the SM prediction for the $M \rightarrow \text{invisible}$ decay to exist at the level of $Br(M \rightarrow \text{invisible}) \simeq 6.6 \times 10^{-12}$, could be experimentally tested for the first time. We point out that the $M \rightarrow \text{invisible}$ decay rate could be enhanced by non-SM contributions. For instance, in the framework of the mirror matter model if the coupling strength between M and M' is large enough, say $G_{MM'} \gtrsim 10^{-4} G_F$, the decay $M \rightarrow \text{invisible}$ could occur at a rate as high as the SM one. If the proposed search results in a substantially higher branching fraction than the SM predictions, say $Br(M \rightarrow \text{invisible}) \simeq 10^{-10}$, this would unambiguously indicate the presence of new physics. A result in agreement with the SM prediction would provide a theoretically clean check of the pure leptonic bound state annihilation through charged current weak interactions, and provide constraints for further attempts beyond the SM.

The preliminary analysis shows that the quoted sensitivity could be obtained with a detector optimized for several of its properties. Namely, i) the primary beam and the entrance aperture size, ii) the efficiency of the muonium production in the target and in vacuum, iii) the material composition and dimensions of the target and vacuum cavity, iv) the efficiency of the veto counters S_{1-4} , and v) the pileup effect and zero-energy threshold in the ECAL are of importance.

We believe our proposal, when paired with an

existing BGO calorimeter, provides interesting motivations for the experiment on the search for the $M \rightarrow \text{invisible}$ decay to be performed in the near future. This low-energy experiment might be a sensitive probe of new physics that is complementary to collider experiments. For example, it could also significantly improve the recently obtained modest bounds on the $\mu^+ \rightarrow \text{invisible}$ decay [18], pushing it down to the region $Br(\mu^+ \rightarrow \text{invisible}) \simeq 10^{-12}$. A bound in this region will be of interest for several extensions of the Standard Model, see e.g., Ref. [80]. The required high numbers of muonium atoms can be presently produced at PSI [22],

or could be available from high intensity muon beams at future facilities such as the PRISM source at J-PARC [81], the Project X at FNAL [82], or the neutrino factory [83].

Acknowledgments

We thank P. Crivelli, D. Gorbunov, F. Guber, A. Ivashkin, A. Rubbia, V. Samoylenko and D. Sillou for discussions. The help of D. Sillou and A. Korneev in calculations is gratefully acknowledged. This work was supported by RFBR grant N 10-02-00468a.

-
- [1] J. Beringer et al. (Particle Data Group), Phys. Rev. D **86**, 010001 (2012).
 - [2] S.N. Gninenko, N.V. Krasnikov, and A. Rubbia, Phys. Rev. D **67**, 075012 (2003).
 - [3] A. Badertscher, P. Crivelli, U. Gendotti, S.N. Gninenko, V. Postoev, A. Rubbia, V. Samoylenko and D. Sillou, Phys. Rev. D **75**, 032004 (2007)
 - [4] S.N. Ahmed et al., (SNO Collaboration), Phys. Rev. Lett. **92**, 102004 (2004).
 - [5] H.O. Back et al., (Borexino Collaboration), Phys. Lett. B **563**, 23 (2003).
 - [6] T. Araki et al., Phys. Rev. Lett. **96**, 101802 (2006).
 - [7] V.I. Tretyak, V.Yu. Denisov, Yu.G. Zdesenko, JETP Lett. **79**, 106 (2004), Pisma Zh. Eksp. Teor. Fiz. **79**, 136 (2004); nucl-ex/0401022.
 - [8] H.V. Klapdor-Kleingrothaus, I.V. Krivosheina, and I.V. Titkova, Phys. Lett. B **644**, 109 (2007).
 - [9] G. Banet et al., Phys. Rev. Lett. **99**, 161603 (2007).
 - [10] A.P. Serebrov et al., Phys. Lett. B **663**, 181 (2008).
 - [11] M. Sarrazin, G. Pignol, F. Petit, V.V. Nesvizhevsky, Phys. Lett. B **712**, 213 (2012).
 - [12] A. V. Artamonov et al. (E949 Collaboration), Phys. Rev. D **72**, 091102 (2005).
 - [13] M. Ablikim et al. (BES Collaboration), Phys. Rev. Lett. **97**, 202002 (2006).
 - [14] C.L. Hsu et al. (Belle Collaboration), Phys. Rev. D **86**, 032002 (2012).
 - [15] B. Aubert et al., (BABAR Collaboration), Phys. Rev. Lett. **103**, 251801 (2009).
 - [16] M. Ablikim et al. (BES Collaboration), Phys. Rev. Lett. **100**, 192001 (2008).
 - [17] P. Rubin et al., (CLEO Collaboration), Phys. Rev. D **75**, 031104 (2007).
 - [18] S.N. Gninenko, Phys. Rev. D **76**, 055004 (2007).
 - [19] P. Crivelli, A. Belov, U. Gendotti, S. Gninenko, A. Rubbia, JINST **5**, P08001 (2010); arXiv:1005.4802 [hep-ex].
 - [20] W. Liu, M. G. Boshier, S. Dhawan, O. van Dyck, P. Egan, X. Fei, M. G. Perdekamp, V. Hughes, M. Janousch, K. Jungmann et al., Phys. Rev. Lett. **82**, 711 (1999).
 - [21] V. Meyer, S.N. Bagaev, P.E.G. Baird, P. Bakule, M.G. Boshier, A. Breitruick, S.L. Cornish, S. Dychkov, G.H. Eaton, A. Grossmann et al., Phys. Rev. Lett. **84**, 1136 (2000).
 - [22] L. Willmann, P.V. Schmidt, H.P. Wirtz, R. Abela, V. Baranov, J. Bagaturia, W. H. Bertl, R. Engfer, A. Grossmann, V.W. Hughes et al., Phys. Rev. Lett. **82**, 49 (1999).
 - [23] V.W. Hughes, M. Grosse Perdekamp, D. Kawall, W. Liu, K. Jungmann, G. zu Putnitz, Phys. Rev. Lett. **87**, 111804 (2001).
 - [24] K. Kirch, physics/0702143 [physics.atom-ph].
 - [25] V.W. Hughes and G. zu Putnitz, in: Quantum Electrodynamics, ed. T. Kinoshita, World Scientific, p. 822 (1990).
 - [26] K. Jungmann, in: Muon Science, eds. S.L. Lee, S.H. Kilcoyne and R. Cywinsky, Inst. of Physics Publ., p. 405 (1999).
 - [27] K. Jungmann, Nucl. Phys. B **155**, 355 (2006).
 - [28] B. Lauss, Nucl. Phys. A **827**, 401 (2009); arXiv:0902.3231.
 - [29] L. Willmann et al., Phys. Rev. Lett. **82**, 49 (1999).
 - [30] S.G. Karshenboim, Phys. Rept. **422**, 1 (2005).
 - [31] P.-J. Li, Z.-Q. Tan, and C.-E. Wu, J. Phys. G **14**, 525 (1988).
 - [32] A. Charnecki, G. Lepage, and W. Marciano, Phys. Rev. D **61**, 073001 (2000).
 - [33] B. Pontecorvo, Zh. Eksp. Teor. Fiz. **33**, 549 (1957).
 - [34] G. Feinberg and S. Weinberg, Phys. Rev. Lett. **6**, 381 (1961).
 - [35] G. Feinberg and S. Weinberg, Phys. Rev. **123**, 1439 (1961).
 - [36] T.D. Lee, C.N. Yang, Phys. Rev. **104**, 254 (1956).
 - [37] I. Kobzarev, L. Okun, I. Pomeranchuk, Sov. J. Nucl. Phys., **3**, 837 (1966).
 - [38] L.B. Okun, Uspekhi Fiz. Nauk **177**, 397 (2007); hep-ph/0606202.
 - [39] R. Foot, H. Lew, R. R. Volkas, Phys. Lett. B **272**, 67 (1991).
 - [40] Z. Berezhiani, R. Mohapatra, Phys. Rev. D **62**, 6607 (1995); S. E. Akhmedov, Z. Berezhiani and G. Senjanovic, Phys. Rev. Lett. **69**, 3013 (1992); Z. Berezhiani, A. Dolgov and R.N. Mohapatra, Phys. Lett. B **375**, 26 (1996); Z. Berezhiani, Acta Phys. Pol. B **27**, 1503 (1996).
 - [41] S.I. Blinnikov, arXiv:0904.3609; astro-ph/9902305; S.I. Blinnikov, M.Yu. Khlopov, Sov. J. Nucl. Phys. **36**, 472 (1982), Yad. Fiz. **36**, 809 (1982); Sov. Astron. **27**, 371 (1983), Astron. Zh. **60**, 632 (1983); M.Yu. Khlopov, Cosmoparticle physics, World Scientific, 1999; Z. Berezhiani, D. Comelli, F. L. Villante, Phys. Lett. B **503**, 362 (2001); Z. Berezhiani, P. Ciarcelluti, D. Comelli, F. L. Villante Int. J. Mod. Phys. D **14**, 107 (2005).
 - [42] Z. Berezhiani, Int. J. Mod. Phys. A **19**, 3775 (2004).
 - [43] P. Ciarcelluti, Int. J. Mod. Phys. D **14**, 187 (2005).
 - [44] P. Ciarcelluti, Int. J. Mod. Phys. D **19**, 2151 (2010);

- arXiv:1102.5530.
- [45] Z.Berezhiani, S. Cassisi, P. Ciarcelluti and A. Pietrinferni, *Astropart. Phys.* **24**, 495 (2006).
 - [46] Z. Berezhiani, *Eur. Phys. J. ST* **163**, 271 (2008); *AIP Conf. Proc.* **878**, 195 (2006) [hep-ph/0612371].
 - [47] R. Foot, *Phys. Rev. D* **78**, 043529 (2008).
 - [48] R. Foot, *Phys. Rev. D* **80**, 091701 (2009).
 - [49] R. Foot, *Phys. Lett. B* **692**, 65 (2010).
 - [50] R. Foot, arXiv:1203.2387.
 - [51] L.Bento and Z.Berezhiani, *Phys. Rev. Lett.* **87**, 231304 (2001).
 - [52] B. Holdom, *Phys. Lett. B* **166**, 196 (1986).
 - [53] S.L. Glashow, *Phys. Lett.* **167**, 35 (1986).
 - [54] S.N. Gninenko, *Phys. Lett. B* **326**, 317 (1994).
 - [55] R. Foot and S.N. Gninenko, *Phys. Lett. B* **480**, 171 (2000).
 - [56] S.N.Gninenko, N.V.Krasnikov, V.A.Matveev and A.Rubbia, *Phys. Part. Nucl.* **37**, 321 (2006).
 - [57] T. Mitsui, R. Fujimoto, Y. Ishisaki, Y. Ueda, Y. Yamazaki, S. Asai and S. Orito, *Phys. Rev. Lett.* **70**, 2265 (1993).
 - [58] S.N. Gninenko, *Int. J. Mod. Phys. A* **19**, 3833 (2004).
 - [59] Z. Berezhiani and L. Bento, *Phys. Lett. B* **635**, 253 (2006).
 - [60] Z. Berezhiani and F. Nesti, *Eur. Phys. J. C* **72**, 1974 (2012); arXiv:1203.1035 [hep-ph].
 - [61] A.Y. Ignatiev and R.R. Volkas, *Phys. Lett. B* **487** 294 (2000)294.
 - [62] Wen-sheng Li, Peng-feiYin, and Shou-hua Zhu, *Phys. Rev. D* **76**, 095012 (2007).
 - [63] Jian-Wei Cui, Hong-Jian He, Lan-Chun Lu, Fu-Rong Yin, *Phys. Rev. D* **85**, 096003 (2012).
 - [64] S.V. Demidov, D.S. Gorbunov, A.A. Tokareva, *Phys. Rev. D* **85**, 015022 (2012).
 - [65] D.B. Chitwood et al. (MuLan Collaboration), *Phys. Rev. Lett.* **99**, 032001 (2007); arXiv:0704.1981.
 - [66] D. Webber et al. (MuLan Collaboration), *Phys. Rev. Lett.* **106**, 041803 (2011); arXiv:1010.0991.
 - [67] V. Tishchenko et al., arXiv:1211.0960.
 - [68] R. Abela, F. Foroughi and D. Renker, *Z. Phys. C* **56**, S240 (1992).
 - [69] K. Woodle et al., *Z. Phys. D* **9**, 59 (1988); see also A. C. Janissen et al., *Phys. Rev. A* **42**, 161 (1990); G. A. Beer et al., *Phys. Rev. Lett.* **57**, 671 (1986); R. F. Kiefl et al., *Phys. Rev. B* **26**, 2432 (1982); G. M. Marshall et al., *Phys. Lett.* **65 A**, 351 (1978).
 - [70] G.M. Marshall et al., *Phys. Lett. A* **65** , 351 (1978).
 - [71] A. Antognini, P. Crivelli, T. Prokscha, K. S. Khaw, B. Barbiellini, L. Liskay, K. Kirch1, K. Kwuida, E. Morenzoni, F. M. Piegsa, Z. Salman, and A. Suter, *Phys. Rev. Lett.* **108**, 143401 (2012).
 - [72] S. Agostinelli et al. (GEANT4 Collaboration), *Nucl. Instrum. Meth. A* **506**, 250 (2003); J. Allison et al. (GEANT4 Collaboration) *IEEE Trans. Nucl. Sc.* **53**, 270 (2006).
 - [73] G. Czapek at el., *Phys. Rev. Lett.* **70**, 17 (1993).
 - [74] P. Crivelli, Ph.D. thesis, No. 16617, ETH Zürich, Switzerland (2006).
 - [75] D. B. Cassidy, A. W. Hunt, P. Asoka-Kumar, B. V. Bhat, T. E. Cowan, R. H. Howell, K. G. Lynn, A. P. Mills, Jr., J. C. Palathingal, and J. A. Golovchenko, *Phys. Rev. C* **64**, 054603 (2001).
 - [76] S.I. Bityukov and N.V. Krasnikov, *Mod. Phys. Lett A* **13**, 3235 (1998); hep-ph/0204326.
 - [77] S.I. Bityukov and N.V. Krasnikov, *Nucl. Instr. Meth. A* **534**, 152 (2004).
 - [78] See for example, M. Barnes and G. Wait, *IEEE Trans. Plasma Sci.* **32**, 1932 (2004).
 - [79] G.S. Atoyan, S.N. Gninenko, V.I. Razin and Yu.V. Ryabov, *Phys. Lett. B* **220**, 317 (1989).
 - [80] S.L. Dubovsky, V.A. Rubakov, P.G. Tinyakov, *JHEP* **0008**, 041 (2000).
 - [81] A. Sato, *Nucl. Phys. A* **721**, 1083 (2003).
 - [82] J.L. Hewett et al., arXiv:1205.2671 [hep-ex].
 - [83] J. Aysto et al., hep-ph/0109217.