

Quasi-Single Field Inflation with Large Mass

Xingang Chen¹ and Yi Wang²

¹ *Center for Theoretical Cosmology,
Department of Applied Mathematics and Theoretical Physics,
University of Cambridge, Cambridge CB3 0WA, UK*

² *Physics Department, McGill University,
Montreal, QC, H3A 2T8, Canada*

Abstract

We study the effect of massive isocurvaton on density perturbations in quasi-single field inflation models, when the mass of the isocurvaton M becomes larger than the order of the Hubble parameter H . We analytically compute the correction to the power spectrum, leading order in coupling but exact for all values of mass. This verifies the previous numerical results for the range $0 < M < 3H/2$ and shows that, in the large mass limit, the correction is of order H^2/M^2 .

1 Introduction

Massive fields are present during inflation, as a consequence of realistic model-building and UV completion. In terms of the low energy effective field theory, the inflaton travels along a trajectory determined by the minima of some complicated potential landscape spanned by a large number of fields. The scalar fields orthogonal to this trajectory, the isocurvatons, have a rich spectrum. In inflation scenarios from string theory and supergravity, the lightest of them start from order H , the Hubble parameter during inflation. This value is determined by the coupling of the scalar fields to the spacetime curvature and stabilized by supersymmetry. Lighter values require fine-tuning or extra symmetry. Those inflation models with isocurvaton mass of order $\mathcal{O}(H)$ are called the quasi-single field inflation models [1–5]. The simplest version of such models has been used to show the distinctive effect of these massive isocurvatons on the primordial non-Gaussianities. In this paper, we would like to consider the model for a different purpose. We will investigate how exactly the massive field decouples when its mass becomes larger than $\mathcal{O}(H)$.

In addition to the isocurvatons with mass of order $\mathcal{O}(H)$, there are certainly more fields that have masses larger than $\mathcal{O}(H)$. Intuitively the quantum fluctuations of such fields should be less important to the low energy effective theory description. The purpose of this paper is to make this statement more precise and quantitative in the context of the quasi-single field inflation, which represents a quite general class of models in model-building. The effects of heavy fields have been studied in different models previously [6, 7]. It has been argued that their corrections to the power spectrum are proportional to powers of H/M for large M/H , and the specific power is model-dependent. In the simplest model of quasi-single field inflation studied in [1, 2], the massive field couples when the inflaton trajectory turns, and the coupling appears in the kinetic term. We would like to compute the effect of this massive field on power spectrum for all values of M . Generally speaking, obtaining such a correction in an analytically closed form from the first principles is difficult, and such an example was not available so far. This is because the in-in formalism involves multiple integrations of the product of the mode functions, and the mode function for the massive field contains a special function. It turns out that the model example studied in [1, 2] is just simple enough for us to achieve this goal here, thus providing a solid, and reasonably general case on how precisely we mean that massive fields can be integrated out.

Before the detailed computation, we may have two different guesses what the final result should be qualitatively. The first possibility is by analogy to the thermal field theory, in which the contributions of massive states to correlation functions are exponentially suppressed by a Boltzmann factor if the mass is much higher than the temperature. Here in de Sitter space, we have a Gibbons-Hawking temperature $T_{GH} = H/2\pi$, so the corresponding Boltzmann factor is $e^{-2\pi M/H}$. The second is by analogy to the scattering process in particle physics, in which the contribution of massive states to the scattering amplitude is power-law suppressed if the mass is much higher than the energy scale of the process. Interestingly as we will see,

both types of contributions appear in different terms in the in-in formalism, and the latter is more general. Consequently, for large M/H , the power-law suppression dominates.

2 The model and a summary of the results

For convenience we review the model and summarize the main results in this section.

We consider the constant turn case of a two-field quasi-single field inflation model [1, 2],

$$S = \int d^4x \sqrt{-g} \left[-\frac{1}{2}(\tilde{R} + \sigma)^2 g^{\mu\nu} \partial_\mu \theta \partial_\nu \theta - \frac{1}{2} g^{\mu\nu} \partial_\mu \sigma \partial_\nu \sigma - V_{\text{sr}}(\theta) - V(\sigma) \right]. \quad (2.1)$$

This describes an inflaton that is moving around a circle in field space with radius \tilde{R} , and at the same time rolling down the potential. The θ is the angular coordinate, and σ is the radial coordinate. In the angular direction, the potential is a slow-roll potential $V_{\text{sr}}(\theta)$; while in the radial direction the potential is lifted around the effective minimum σ_0 so the isocurvaton is massive. The massive field not only determines the bending of the trajectory classically, but also influences the fluctuations of the inflaton field quantum-mechanically. In the infinite mass limit $M \rightarrow \infty$, this Lagrangian reduces to a single field model, with radius fixed at $R = \tilde{R} + \sigma_0$ and the inflaton field being $R\theta$. The purpose of this paper is to demonstrate how this limit is reached and what the dependence of power spectrum on the mass M is for a finite M .

After perturbing the two fields, we obtain the following kinematic Hamiltonian density

$$\mathcal{H}_0 = a^3 \left[\frac{1}{2} R^2 \delta\dot{\theta}_I^2 + \frac{R^2}{2a^2} (\partial_i \delta\theta_I)^2 + \frac{1}{2} \delta\dot{\sigma}_I^2 + \frac{1}{2a^2} (\partial_i \delta\sigma_I)^2 + \frac{1}{2} M^2 \delta\sigma_I^2 \right], \quad (2.2)$$

and the interaction Hamiltonian density

$$\mathcal{H}_2^I = -2R\dot{\theta}_0 a^3 \delta\sigma_I \delta\dot{\theta}_I. \quad (2.3)$$

We have defined M to be the effective mass appearing in the Hamiltonian, $M^2 = V''(\sigma_0) + 3\dot{\theta}_0^2$, and $\dot{\theta}_0$ is the constant turning angular velocity. We are only interested in the quadratic part of the interaction Hamiltonian in this paper. The label “ I ” denotes that the fields are in the interaction picture.

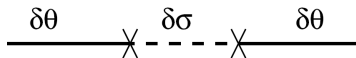


Figure 1: The correction to the leading power spectrum.

The quadratic interaction Hamiltonian introduces a coupling between the massive isocurvaton and the inflaton, and the strength of the coupling is constant and proportional to $\dot{\theta}_0$.

Due to the constant turn assumption, we are excluding various phenomena associated with sharp features in turning trajectory [8–13]. The leading order correction to the power spectrum comes from the interaction illustrated by the diagram Fig. 1, and the corresponding terms in the in-in formalism (see [14, 15] for review) are

$$\begin{aligned} \langle \delta\theta^2 \rangle &\supset \int_{t_0}^t d\tilde{t}_1 \int_{t_0}^{\tilde{t}_1} dt_1 \langle 0 | H_I(\tilde{t}_1) \delta\theta_I^2 H_I(t_1) | 0 \rangle \\ &- 2 \operatorname{Re} \left[\int_{t_0}^t dt_1 \int_{t_0}^{t_1} dt_2 \langle 0 | \delta\theta_I^2 H_I(t_1) H_I(t_2) | 0 \rangle \right]. \end{aligned} \quad (2.4)$$

We assume the Bunch-Davies vacuum for both mode functions, $\delta\theta_I$ and $\delta\sigma_I$. The final power spectrum is given by [2]

$$P_\zeta = \frac{H^4}{4\pi^2 R^2 \dot{\theta}_0^2} \left[1 + 8\mathcal{C} \left(\frac{\dot{\theta}_0}{H} \right)^2 \right]. \quad (2.5)$$

In [2], the coefficient \mathcal{C} is computed numerically for $M/H < 3/2$. In this work we will compute this coefficient for all M analytically. The coefficient \mathcal{C} contains two contributions

$$\mathcal{C} = \mathcal{C}_1 + \mathcal{C}_2, \quad (2.6)$$

$$\mathcal{C}_1 \equiv \frac{\pi}{8} e^{-\mu\pi} \left| \int_0^\infty dx_1 x_1^{-1/2} H_{i\mu}^{(1)}(x_1) e^{ix_1} \right|^2, \quad (2.7)$$

$$\mathcal{C}_2 \equiv -\frac{\pi}{4} e^{-\mu\pi} \operatorname{Re} \left\{ \int_0^\infty dx_1 x_1^{-1/2} H_{i\mu}^{(1)}(x_1) e^{-ix_1} \int_{x_1}^\infty dx_2 x_2^{-1/2} [H_{i\mu}^{(1)}(x_2)]^* e^{-ix_2} \right\}, \quad (2.8)$$

coming from the two terms in (2.4) respectively. The variable $x_i \equiv -ik_1\tau_i$ where τ_i is the conformal time. $H_{i\mu}^{(1)}$ is the Hankel function of the first kind. The parameter μ is defined to be

$$\mu \equiv \sqrt{\frac{M^2}{H^2} - \frac{9}{4}}. \quad (2.9)$$

It can be either real or imaginary. For real μ , the isocurvaton is heavier, $M \geq 3H/2$, which is the main interest of this paper. For imaginary μ , this is related to the parameter ν in [1, 2] by $\mu = -i\nu$, and the isocurvaton has a mass $0 \leq M < 3H/2$. Also note that, for the latter case, the factors $e^{-\mu\pi}$ in (2.7) and (2.8) disappear.

The first term is a product of two integrals without time-ordering, one from the interacting vacuum and another from its complex conjugate. It turns out that in the large μ limit, this term contains a Boltzmann factor $\mathcal{C}_1 \rightarrow \pi^2 e^{-2\pi M/H}$. The second term involves a time-ordering double integral, similar to the form of scattering amplitude in the in-out formalism. In the large μ limit, the suppression turns out to be power-law $\mathcal{C}_2 \rightarrow H^2/(4M^2)$.

We expect the power-law to be the more generic behavior in the in-in formalism. Therefore overall $\mathcal{C} \rightarrow H^2/(4M^2)$. This verifies the result from the semi-classical approximation in the large M limit [16, 8].

The complete results with arbitrary μ (i.e. arbitrary isocurvaton mass) are

$$\mathcal{C}_1 = \frac{\pi^2}{4 \cosh^2(\pi\mu)}, \quad (2.10)$$

$$\begin{aligned} \mathcal{C}_2 &= \frac{e^{\pi\mu}}{16 \sinh \pi\mu} \operatorname{Re} \left[\psi^{(1)} \left(\frac{3}{4} + \frac{i\mu}{2} \right) - \psi^{(1)} \left(\frac{1}{4} + \frac{i\mu}{2} \right) \right] \\ &- \frac{e^{-\pi\mu}}{16 \sinh \pi\mu} \operatorname{Re} \left[\psi^{(1)} \left(\frac{3}{4} - \frac{i\mu}{2} \right) - \psi^{(1)} \left(\frac{1}{4} - \frac{i\mu}{2} \right) \right], \end{aligned} \quad (2.11)$$

where $\psi^{(1)}$ is the polygamma function,

$$\psi^{(1)}(z) \equiv \frac{d^2 \ln \Gamma(z)}{dz^2}. \quad (2.12)$$

We plot the coefficient \mathcal{C} in Fig. 2.

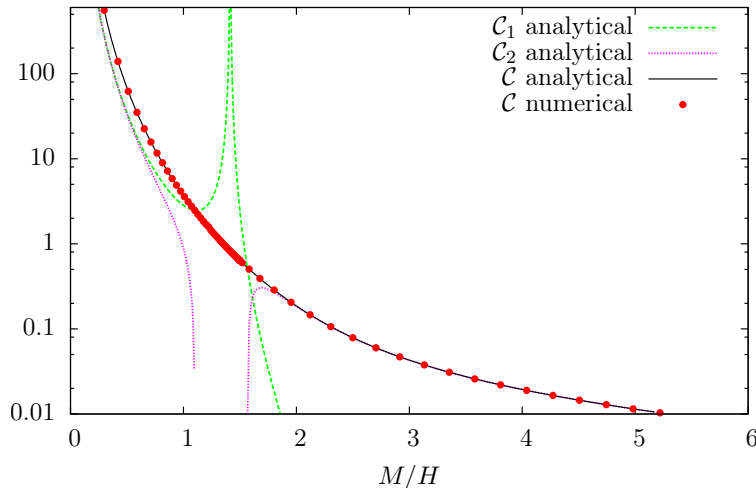


Figure 2: The final result \mathcal{C} (solid lines), \mathcal{C}_1 and \mathcal{C}_2 (dashed lines) as a function of M/H for both $M \sim H$ and $M \gg H$. The dots are numerical results.

If we are only interested in the behavior in the large M/H limit, a simpler *IR expansion method* may be used. In this method, we replace the UV part of the mode function of the massive field by its IR approximation, which is actually valid between the super-Hubble scale $k\tau \rightarrow 0$ and the sub-Hubble scale $k\tau \sim -\sqrt{M/H}$. This produces the correct answer *if* the difference between the replaced part and the original one is much smaller than the final result. We will also show that the dominant contribution from these heavy fields comes from between of order $\ln \mu$ e-folds before the Hubble crossing point $k\tau = -1$, and a few e-folds after Hubble crossing. Therefore, the main results of this paper also apply to the

non-constant-turn case, as long as the variation of the angular velocity and mass is not very fast, $\ddot{\theta}/(H\dot{\theta}) \ll 1$ and $\dot{M}/(HM) \ll 1$.

The rest of the paper is organized as follows: In the following two sections, Sec. 3 and 4, we give the computational details and tricks for the two integrals. In Sec. 5, we analytically continue the final result to imaginary μ , and show that they match the expected properties and the numerical results in [2]. In Sec. 6, we give a simpler IR expansion method that can be used to reproduce the analytical result in the large M/H limit. In Sec. 7, we investigate where the dominant contribution of the massive field comes from during its evolution by examining the integrals as a function of an IR cutoff x_c . In the Appendix, we describe a numerical method for checking the integrals.

3 The integral without time-ordering

We start with the simpler integral,

$$\mathcal{C}_1 \equiv \frac{\pi}{8} e^{-\mu\pi} \left| \int_0^\infty dx_1 x_1^{-1/2} H_{i\mu}^{(1)}(x_1) e^{ix_1} \right|^2. \quad (3.1)$$

The indefinite integration inside the absolute value takes the form

$$\begin{aligned} & \int dx_1 x_1^{-1/2} H_{i\mu}^{(1)}(x_1) e^{ix_1} \\ &= \frac{2^{1+i\mu} x_1^{\frac{1}{2}-i\mu}}{\pi(i+2\mu)} \Gamma(i\mu) {}_2F_2 \left(\frac{1}{2} - i\mu, \frac{1}{2} - i\mu; \frac{3}{2} - i\mu, 1 - 2i\mu; 2ix_1 \right) \\ &+ e^{\pi\mu} \frac{2^{1-i\mu} x_1^{\frac{1}{2}+i\mu}}{\pi(i-2\mu)} \Gamma(-i\mu) {}_2F_2 \left(\frac{1}{2} + i\mu, \frac{1}{2} + i\mu; \frac{3}{2} + i\mu, 1 + 2i\mu; 2ix_1 \right), \end{aligned} \quad (3.2)$$

where ${}_2F_2(a_1, a_2; b_1, b_2; z)$ is the hyper-geometric function defined as

$${}_2F_2(a_1, a_2; b_1, b_2; z) \equiv \sum_{n=0}^{\infty} \frac{a_1(a_1+1) \cdots (a_1+n-1) a_2(a_2+1) \cdots (a_2+n-1)}{b_1(b_1+1) \cdots (b_1+n-1) b_2(b_2+1) \cdots (b_2+n-1)} \frac{z^n}{n!}. \quad (3.3)$$

The $x_1 = 0$ limit of equation (3.2) vanishes. In the $x_1 \rightarrow +\infty$ limit, using the asymptotic behavior

$$\begin{aligned} & {}_2F_2(a, a; b_1, b_2; z) \xrightarrow{|z| \rightarrow \infty} \frac{\Gamma(b_1)\Gamma(b_2)}{\Gamma(a)^2} e^z z^{2a-b_1-b_2} \\ &+ \frac{\Gamma(b_1)\Gamma(b_2)}{\Gamma(a)\Gamma(b_1-a)\Gamma(b_2-a)} (-z)^{-a} (\ln(-z) - \psi(b_1-a) - \psi(b_2-a) - \psi(a) - 2\gamma) \end{aligned} \quad (3.4)$$

where

$$\psi(z) \equiv \frac{d \ln \Gamma(z)}{dz}, \quad (3.5)$$

Eq. (3.2) takes the form

$$\frac{\sqrt{\pi}(1-i)e^{\frac{\pi\mu}{2}}}{\cosh(\pi\mu)}, \quad (3.6)$$

where the oscillatory term e^{2ix_1} at infinity $x_1 \rightarrow \infty$ is taken to be zero by an $i\epsilon$ -description. Taking the absolute value and plugging it in (3.1), one finds

$$\mathcal{C}_1 = \frac{\pi^2}{4 \cosh^2(\pi\mu)}. \quad (3.7)$$

A plot of \mathcal{C}_1 as a function of real μ is shown in Fig. 3. We also numerically check the integration and plot it in the same figure. The method of numerical calculation is described in Appendix A.

In the large M/H limit, the above result goes as

$$\lim_{\mu \rightarrow \infty} \mathcal{C}_1 = \pi^2 e^{-2\pi M/H}. \quad (3.8)$$

Interestingly, the suppression in \mathcal{C}_1 is a Boltzmann factor. However, as we shall show in the next section, this Boltzmann factor is not the dominant contribution to the two-point function.

4 The integral with time-ordering

The integral with the time-ordering and double integration is the more difficult one,

$$\mathcal{C}_2 \equiv -\frac{\pi}{4} e^{-\mu\pi} \operatorname{Re} \left\{ \int_0^\infty dx_1 x_1^{-1/2} H_{i\mu}^{(1)}(x_1) e^{-ix_1} \int_{x_1}^\infty dx_2 x_2^{-1/2} \left[H_{i\mu}^{(1)}(x_2) \right]^* e^{-ix_2} \right\}. \quad (4.1)$$

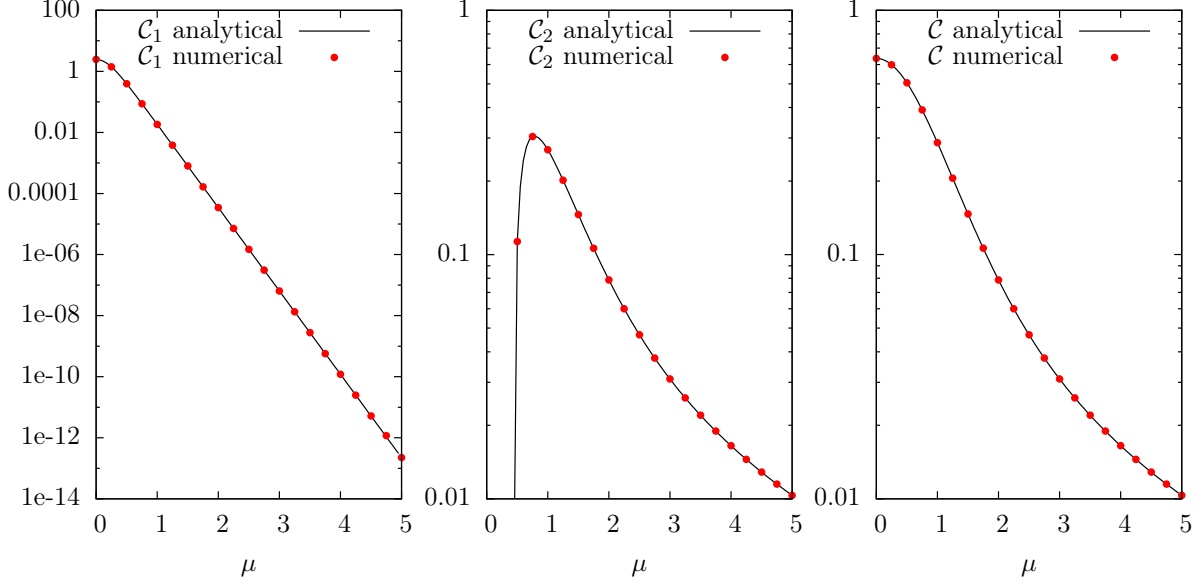


Figure 3: Comparison of analytical and numerical results. The left, middle, right panels are analytical and numerical plots for \mathcal{C}_1 , \mathcal{C}_2 and $\mathcal{C} \equiv \mathcal{C}_1 + \mathcal{C}_2$ respectively. It is clear from the plot that \mathcal{C}_1 is decaying exponentially as a function of μ . However the decay of \mathcal{C}_2 is not as fast as exponential.

The inner layer of (4.1) can be integrated out as

$$\begin{aligned}
\mathcal{I}(x_1) &\equiv \int_{x_1}^{\infty} dx_2 x_2^{-1/2} \left[H_{i\mu}^{(1)}(x_2) \right]^* e^{-ix_2} \\
&= \sqrt{\pi}(1+i)e^{\frac{\mu\pi}{2}} \operatorname{sech}(\mu\pi) \\
&\quad + \frac{2^{1+i\mu} e^{\pi\mu} x_1^{\frac{1}{2}-i\mu} \Gamma(i\mu)}{\pi(i+2\mu)} {}_2F_2 \left(\frac{1}{2} - i\mu, \frac{1}{2} - i\mu; \frac{3}{2} - i\mu, 1 - 2i\mu; -2ix_1 \right) \\
&\quad + \frac{2^{1-i\mu} x_1^{\frac{1}{2}+i\mu} \Gamma(-i\mu)}{\pi(i-2\mu)} {}_2F_2 \left(\frac{1}{2} + i\mu, \frac{1}{2} + i\mu; \frac{3}{2} + i\mu, 1 + 2i\mu; -2ix_1 \right).
\end{aligned} \tag{4.2}$$

$$\tag{4.3}$$

The first term above is the $x \rightarrow \infty$ limit of the indefinite integral, and the other two terms come from the $x \rightarrow x_1$ side.

The difficult part is the integration in the second layer,

$$\int_0^{\infty} dx_1 x_1^{-1/2} H_{i\mu}^{(1)}(x_1) e^{-ix_1} \mathcal{I}(x_1). \tag{4.4}$$

With both the special function ${}_2F_2$ and $H_{i\mu}^{(1)}$ in the integrand, the indefinite integral cannot be done by Mathematica 8. We use a trick of *resummation*. We expand the part of the integrand in the second layer, $x_1^{-1/2} H_{i\mu}^{(1)}(x_1) e^{-ix_1}$, in a series expansion in bases of $x^{n \pm i\mu - 1/2}$. With the Hankel function replaced by the simple power-law, the definite integration can be

done for each term in this series expansion. And it turns out that we can finally re-sum this series and get a closed-form result.

To do this we rewrite

$$H_{i\mu}^{(1)}(z) = J_{i\mu}(z) + iY_{i\mu}(z) = [1 + \coth(\pi\mu)]J_{i\mu}(z) - \frac{J_{-i\mu}(z)}{\sinh(\pi\mu)}. \quad (4.5)$$

The Bessel $J_{i\mu}$ function, together with some x_1 -dependent coefficients, can be expanded as

$$x_1^{-1/2} J_{i\mu}^{(1)}(x_1) e^{-ix_1} = \sum_{n=0}^{\infty} c_n^+(x_1), \quad c_n^+(x_1) \equiv \frac{2^{n+i\mu} (-i)^n x_1^{n+i\mu-\frac{1}{2}} \Gamma(n + \frac{1}{2} + i\mu)}{n! \sqrt{\pi} \Gamma(n + 1 + 2i\mu)}. \quad (4.6)$$

As noted, $c_n(x_1)$ is proportional to a simple power of x_1 , thus can be integrate out in the x_1 integration. The result is ^{1 2}

$$\mathcal{J}_n^+ \equiv \int_0^{\infty} dx_1 \mathcal{I}(x_1) c_n^+(x_1) = -\frac{4(-1)^n e^{\mu\pi}}{\pi(2\mu - i - 2in)^2}. \quad (4.7)$$

The function \mathcal{J}_n^+ can be re-summed with respect to n ,

$$\sum_{n=0}^{\infty} \mathcal{J}_n^+ = \frac{e^{\mu\pi}}{4\pi} \left[\psi^{(1)} \left(\frac{1}{4} + \frac{i\mu}{2} \right) - \psi^{(1)} \left(\frac{3}{4} + \frac{i\mu}{2} \right) \right], \quad (4.8)$$

where

$$\psi^{(1)}(z) \equiv \frac{d}{dz} \left(\frac{d\Gamma(z)/dz}{\Gamma(z)} \right). \quad (4.9)$$

Similarly, the Bessel $J_{-i\mu}$ function, together with its x_1 -dependent coefficients, can be ex-

¹Direct calculation, after an asymptotic expansion of the generalized hyper-geometric functions, shows

$$\mathcal{J}_n^+ = -\frac{4e^{(\mu-in)\pi}}{\pi(2\mu - i - 2in)^2} + (f_n^{(1/2+n,+)} x_1^{1/2+n+i\mu} + f_n^{(-1/2+n,+)} x_1^{-1/2+n+i\mu} + \dots + f_n^{(1/2,+)} x_1^{1/2+i\mu})|_{x_1 \rightarrow \infty},$$

where $f_n^{(\dots)}$ are independent of x_1 . Note that, in (4.3), the hyper-geometric function contains an oscillation factor e^{-2ix_1} at $x_1 \rightarrow \infty$. This behavior makes \mathcal{J}_n^+ either convergent or contain the similar oscillatory behavior, after we evaluate the result of the indefinite integral at $x_1 \rightarrow \infty$. The above expansion contains finite number of terms for each n and does not have this kind of oscillatory behavior. So it must be finite. This shows that all f_n^{\dots} must vanish, leaving only the first finite term. Explicitly we have only checked two of them, $f_n^{(1/2+n,+)}$ and $f_n^{(-1/2+n,+)}$, indeed vanish. Similar conclusion holds for \mathcal{J}_n^- later.

²It is useful to deform the factor $x_1^{-1/2}$ in (4.4) to $x_1^{-1/2+\alpha}$ by a small number α . This avoids some spurious divergences coming from some hypergeometric and Gamma functions in the intermediate steps. After the integration is done, we can take $\alpha \rightarrow 0$ limit and get a regular answer.

panded as

$$x_1^{-1/2} J_{-i\mu}^{(1)}(x_1) e^{-ix_1} = \sum_{n=0}^{\infty} c_n^-(x_1), \quad c_n^-(x_1) \equiv \frac{2^{n-i\mu} (-i)^n x_1^{n-i\mu-\frac{1}{2}} \Gamma(n + \frac{1}{2} - i\mu)}{n! \sqrt{\pi} \Gamma(n+1-2i\mu)}. \quad (4.10)$$

The x_1 integration can be performed term by term in n as

$$\mathcal{J}_n^- \equiv \int_0^\infty dx_1 \mathcal{I}(x_1) c_n^-(x_1) = -\frac{4(-1)^n}{\pi(2\mu + i + 2in)^2}. \quad (4.11)$$

We re-sum over n and get

$$\sum_{n=0}^{\infty} \mathcal{J}_n^- = \frac{1}{4\pi} \left[\psi^{(1)}\left(\frac{1}{4} - \frac{i\mu}{2}\right) - \psi^{(1)}\left(\frac{3}{4} - \frac{i\mu}{2}\right) \right]. \quad (4.12)$$

Combining the results we get

$$\begin{aligned} \mathcal{C}_2 &= -\frac{\pi}{4} e^{-\mu\pi} \operatorname{Re} \left\{ [1 + \coth(\pi\mu)] \mathcal{J}_n^+ - \frac{\mathcal{J}_n^-}{\sinh \pi\mu} \right\} \\ &= \frac{e^{\pi\mu}}{16 \sinh \pi\mu} \operatorname{Re} \left[\psi^{(1)}\left(\frac{3}{4} + \frac{i\mu}{2}\right) - \psi^{(1)}\left(\frac{1}{4} + \frac{i\mu}{2}\right) \right] \\ &\quad - \frac{e^{-\pi\mu}}{16 \sinh \pi\mu} \operatorname{Re} \left[\psi^{(1)}\left(\frac{3}{4} - \frac{i\mu}{2}\right) - \psi^{(1)}\left(\frac{1}{4} - \frac{i\mu}{2}\right) \right]. \end{aligned} \quad (4.13)$$

A plot of \mathcal{C}_2 is shown in Fig. 3, again together with the numerical check.

In the large M/H limit, the second line of (4.13) is exponentially suppressed, and the first line is power-law suppressed thus dominates. As a result,

$$\lim_{\mu \rightarrow \infty} \mathcal{C}_2 = \frac{H^2}{4M^2}. \quad (4.14)$$

Thus there is no Boltzmann factor in \mathcal{C}_2 . In the large M limit, \mathcal{C}_2 is much greater than \mathcal{C}_1 , and is the dominate contribution in this limit.

5 Analytical continuation to imaginary μ

In this section we extend our results to the case of lighter isocurvaton, $0 \leq M < 3H/2$, by analytically continuing $\mu \rightarrow -i\nu$. As we have seen in [1, 2], both \mathcal{C}_1 and \mathcal{C}_2 should have spurious divergences at $\nu = 1/2$, but those divergences cancel each other. These properties precisely show up after the analytical continuation of (3.7) and (4.13), because $\cosh^{-2}(x)$ in (3.7) has a pole at $x = -i\pi/2$ and $\psi^{(1)}(x)$ in (4.13) has a pole at $x = 0$. The final result also matches well with the numerical results in Fig. 6 of Ref. [2]. These are shown in Fig. 4 here. This confirmation provides a non-trivial check that we indeed have the exact results.

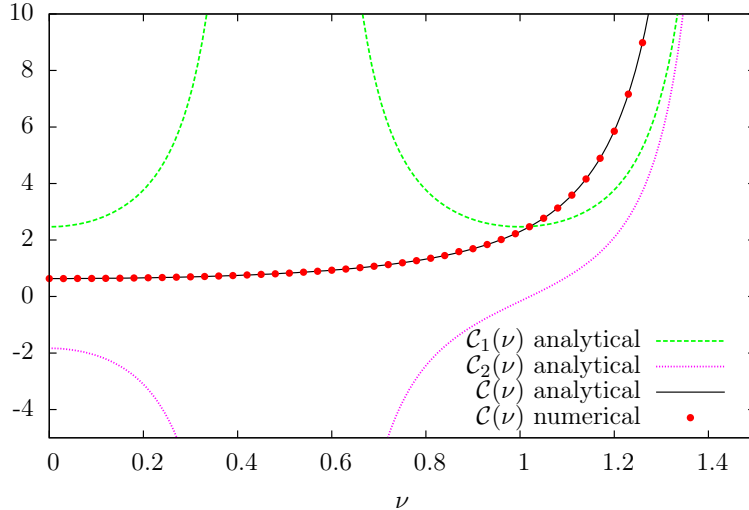


Figure 4: The analytical continuation of $\mathcal{C}_1(\mu)$ and $\mathcal{C}_2(\mu)$ to imaginary μ (corresponds to real $0 < \nu < 3/2$). The solid line is $\mathcal{C} = \mathcal{C}_1 + \mathcal{C}_2$. The dots are numerical results from [2].

6 An IR expansion for large μ

In the previous sections, we have obtained the power spectrum correction from isocurvature with arbitrary mass in quasi-single field inflation. However, if one is interested in more general scenarios than the present model, the exact method in the above sections could become very difficult or impossible to apply. Thus in this section, we present an approximation method – the *IR expansion method*. This method is applicable *only* in the large μ limit, *and* when the results are power-law (instead of exponential) suppressed, as we will explain. But on the other hand it involves simpler special functions and may be more friendly to be applied in more complicated cases.

In the small argument limit, the Hankel function can be expanded as

$$H_{i\mu}^{(1)}(x) \rightarrow \frac{1 + \coth(\pi\mu)}{\Gamma(1 + i\mu)} \left(\frac{x}{2}\right)^{i\mu} - i \frac{\Gamma(i\mu)}{\pi} \left(\frac{x}{2}\right)^{-i\mu}. \quad (6.1)$$

For small x , the expansion parameter for the Hankel function is $\sim \frac{x^2}{4(n+1+\mu)}$ for terms of order $\mathcal{O}(x^{2n \pm i\mu})$. So this leading order approximation is only good for $0 < |x| < \sqrt{\mu}$. We emphasize that physically this is more than a good approximation in the IR limit. It includes the behaviour of the massive mode function at the super-Hubble limit $k\tau \rightarrow 0$, as well as an important portion of sub-Hubble scales $-\sqrt{M/H} < k\tau < 0$. The behavior for larger x ,

$$H_{i\mu}^{(1)}(x) \rightarrow -(-1)^{3/4} \sqrt{\frac{2}{\pi x}} e^{\pi\mu/2} e^{ix}, \quad x > \mu^2, \quad (6.2)$$

is not well represented at all by (6.1). The approximation method here is to replace the correct deep UV behavior in (6.2) with the UV behavior in (6.1), and run the integrals from

0 to ∞ with the approximation (6.1).

To use this method, we need to satisfy the following two requirements for the integrals of interest. After a Wick rotation $x = \pm iy$ (which is explained below), we refer to $y < \sqrt{\mu}$ as the IR region, and $y > \sqrt{\mu}$ as the UV region. First, the UV behavior of (6.1) only contributes to the final result a term that is exponentially suppressed by large μ ; second, the correct UV behavior of the Hankel function also gives an exponentially small contribution. Then, if this approximation method gives a result that is power-law suppressed (instead of exponentially suppressed) by large μ , this result is the correct leading order approximation.

We demonstrate how this method works for the two integrals that we computed previously. We first estimate the integral (3.1), which is schematically

$$\sim e^{-\pi\mu} \left| \int_0^\infty dy y^{-1/2} H_{i\mu}^{(1)}(iy) e^{-y} \right|^2. \quad (6.3)$$

Here it is important to note that we have made a Wick rotation $x = iy$. This rotation turns the oscillatory factor e^{ix} into the exponential decay factor. Otherwise the UV contributions are not under as good control in the below estimates.

First, we look at the UV contribution from the IR expansion method. In the large μ limit, (6.1) is schematically

$$H_{i\mu}^{(1)}(iy) \sim y^{i\mu} + y^{-i\mu}, \quad H_{i\mu}^{(1)}(-iy) \sim e^{\pi\mu} y^{i\mu} + e^{-\pi\mu} y^{-i\mu}. \quad (6.4)$$

Note that

$$\int_0^\infty dy y^{-1/2 \pm i\mu} e^{-y} \sim e^{-\pi\mu/2}. \quad (6.5)$$

So for $\sqrt{\mu} < y < \infty$, the integral (6.3) with the replacement (6.4) contributes no more than

$$e^{-\pi\mu} \left| e^{-\pi\mu/2} + e^{-\pi\mu/2} \right|^2 \sim e^{-2\pi\mu}. \quad (6.6)$$

Second, we estimate the actual UV contribution using (6.2). The approximation (6.2) is good for $y > \mu^2$, but can be used for $y > \sqrt{\mu}$ for our purpose of estimating the order of magnitude. The exponential factor e^{-2y} in the integrand gives the suppression factor $e^{-2\sqrt{\mu}}$. So the actual UV contribution is of order

$$\sim e^{-4\sqrt{\mu}}. \quad (6.7)$$

Finally, using the IR expansion method, plugging (6.1) in (6.3) and performing the resulting

integration precisely, we get

$$8(1 + \sin(2\mu \ln 2)) \frac{1}{\mu} e^{-2\pi\mu} \quad (6.8)$$

in the large μ limit.

To summarize the situation so far, we see that, although the UV contribution from both the IR expansion method and the actual integration are exponentially suppressed by large μ , the IR expansion method itself also gives an exponentially suppressed result. So we cannot get the exact leading order result using this method. However, we do know from the above estimates that \mathcal{C}_1 is exponentially suppressed. Thus it is negligible comparing with \mathcal{C}_2 , as we have shown in previous sections, and shall show again below.

We now look at the more important integral (4.1), which is schematically

$$\sim e^{-\pi\mu} \int_0^\infty dy_1 y_1^{-1/2} H_{i\mu}^{(1)}(-iy_1) e^{-y_1} \int_{y_1}^\infty dy_2 y_2^{-1/2} H_{-i\mu}^{(2)}(-iy_2) e^{-y_2} . \quad (6.9)$$

Again here we have Wick-rotated such that $x_1 = -iy_1$, $x_2 = -iy_2$. The direction of Wick rotation here is different from that we have used for \mathcal{C}_1 . This is because we need to keep the exponential factor to be e^{-y_1} and e^{-y_2} , specified by the $i\epsilon$ -prescription of the vacuum choice in the interacting field theory.

First, we estimate the UV contribution from the IR expansion method. After expanding the Hankel function using (6.1), for $y_1 > \mu$ the inner integration gives, schematically,

$$\sim (y_1^{i\mu} + y_1^{-i\mu}) y_1^{-1/2} e^{-y_1} . \quad (6.10)$$

The above estimation can be extended to the region $y \gtrsim \sqrt{\mu}$ for our purpose. Combined with the integrand in the outer layer, the leading UV contribution is

$$\sim e^{-\pi\mu} \int_{\sqrt{\mu}}^\infty dy_1 y_1^{-1} e^{\pi\mu} e^{-2y_1} \sim e^{-2\sqrt{\mu}} . \quad (6.11)$$

Second, we estimate the actual UV contribution. Similarly as we did previously, we use (6.2) and extend it to $y > \sqrt{\mu}$ for our order of magnitude purpose. Due to the exponentially suppressed factor, the UV contribution is of order

$$\sim e^{-2\sqrt{\mu}} . \quad (6.12)$$

To summarize, we see again that the UV contributions from both the IR expansion method and the actual integration are exponentially suppressed. In the following we will precisely compute the entire integration (4.1) using the IR expansion method (6.1), and show that it gives a power-law suppressed, hence the correct leading order result.

We replace both Hankel functions in (4.1) with (6.1). The inner layer can be directly

computed and gives

$$(-1)^{1/4}(2i)^{-i\mu} \left(\frac{2^{2i\mu} \operatorname{csch}(\pi\mu) \Gamma(\frac{1}{2} - i\mu, y_1)}{\mu \Gamma(-i\mu)} + \frac{\Gamma(-i\mu) \Gamma(\frac{1}{2} + i\mu, y_1)}{\pi} \right). \quad (6.13)$$

However, combined with the integrand in the outer layer, the indefinite integral cannot be performed by Mathematica 8. We again use the trick of resummation – expanding the outer integrand in terms of power series, performing the simpler integration with the power-law terms, and re-summing the series. The power-law expansion of the integrand in the outer layer is

$$\sum_{n=0}^{\infty} \left[(-1)^{1/4} (2i)^{-i\mu} \frac{1 + \coth(\pi\mu)}{\Gamma(1 + i\mu)} \frac{(-1)^n}{n!} y_1^{-1/2+i\mu+n} + (-1)^{-1/4} (2i)^{i\mu} \frac{\Gamma(i\mu)}{\pi} \frac{(-1)^n}{n!} y_1^{-1/2-i\mu+n} \right] \quad (6.14)$$

With the power-law, the final indefinite integral is doable using the following formulae,

$$\int dx x^{-1+\alpha} E_{\nu}(ax) = \frac{x^{\alpha}}{\alpha + \nu - 1} [E_{\nu}(ax) - E_{1-\alpha}(ax)] , \quad (6.15)$$

where

$$E_{\nu}(z) \equiv \int_1^{\infty} \frac{e^{-zt}}{t^{\nu}} dt = z^{\nu-1} \Gamma(1 - \nu, z) \quad (6.16)$$

is the exponential integral function. The resummation using the coefficients in (6.14) can be done by Mathematica. The final result is long and we do not list it here. We are only interested in the large μ limit, which is

$$\frac{1}{4\mu^2} , \quad (6.17)$$

the same as (4.14).

7 Truncating the interaction history

As we have seen in the case of $0 \leq M/H \leq 3/2$ [1, 2], the massive mode contributes to the curvature perturbation at different stages in its evolutionary history, sensitively depending on its mass. The lighter the isocurvaton is, the longer the contribution lasts after Hubble crossing. This is crucial in determining the shape of non-Gaussianities.

To investigate where the dominant contribution comes from for the heavier mode $M/H > 3/2$, we fix the upper limit of the integrals (3.1) and (4.1) to be ∞ and vary the lower limit x_c .³

³Note that the IR cutoff x_c is different from the cutoff we considered in Sec. 6. In Sec. 6, the cutoff (as a separation between UV and IR regimes) is taken after performing a Wick rotation. Thus it is completely a

There are at least two purposes for doing this: First, it is interesting to know the conversion from isocurvature to curvature perturbations is dominated by which period of time. Second, one could imagine models in which the turning of trajectory ends at some time before reheating. We hope this truncation of interaction can illustrate part of this effect.⁴

We numerically compute the integrals as a function of x_c for different μ and plot them in Fig. 5. The numerical result shows that \mathcal{C}_2 decays quickly when we push x_c into the far UV regime. On the other hand, it is interesting to see that the maximum UV contribution of \mathcal{C}_1 is actually also $\sim 1/\mu^2$ for large μ , but the effect of \mathcal{C}_1 decays a few e-folds after the Hubble crossing. As a result, for large μ , the net contribution of \mathcal{C}_1 and \mathcal{C}_2 does not grow monotonically in time (although the effects are small). This (if other effects do not wash it away) is a counter example of a no-go theorem stating that the curvature perturbation cannot be suppressed by the isocurvature perturbation (see [17] for a discussion of super-Hubble perturbations and [18] for both sub- and super-Hubble). The no-go theorem is violated here because the isocurvature direction does not satisfy the slow-roll conditions, which is an assumption in [18].

In the case of a finite turn trajectory, Fig. 5 can also be reinterpreted as the contribution of the massive isocurvaton to the power spectrum as a function of comoving wave number k , with the replacement $x_c \rightarrow k/(a_c H)$. In this way the pattern in Fig. 5 is a contribution to the power spectrum as a function of k due to the finite turn.

Overall, for the constant turn case we are interested in in the previous sections, during the whole evolution, the massive isocurvaton contributes most significantly during the time interval from of order $\ln \mu$ e-folds before the Hubble crossing, to a few e-folds after it. Several e-folds after the Hubble crossing, the amplitude of the massive mode decays away. However it is a special feature of the massive mode with $\mu \gg 1$ that starting from $\ln \mu$ e-folds before the Hubble crossing, the isocurvaton contribution already takes the similar order of magnitude as its eventual value. This feature can be observed in Fig. 6. The \mathcal{C}_1 , which is negligible after the Hubble-crossing, now becomes the dominate contribution before the Hubble-crossing, for $\mu \gg 1$. Using results in Sec. 3, this term can be studied both numerically and analytically even with the cutoff x_c . It has a maximal value $\approx 0.05/\mu^2$, at $x_c \approx 0.5\mu$.

Because the dominant isocurvature contribution comes from within a few e-folds, the constant-turn assumption made so far is not essential for the main results of this paper.

mathematical trick, which does not change the final result of the integration but does change the intermediate behavior of the integration. While here, we impose a cutoff in real time instead of imaginary time. Thus the cutoff x_c here has the physical meaning as the termination time of interactions. To keep the x_c as the real-time cutoff, we can only Wick-rotate *after* shifting $x \rightarrow x + x_c$, as we describe in Appendix A.

⁴When the turning of trajectory ends, the physical process could be complicated: (1) the transfer from isocurvature to curvature terminates; (2) there may be classical oscillation because of the inertia of the inflaton; (3) the potential which stops the turning of trajectory may have extra features; (4) part of the vacuum state of the isocurvature direction is projected into a non-vacuum state of the inflaton direction; . . . Here by putting a cutoff x_c , we only included (1). Nevertheless this contributes part of the observable effects. Moreover, (2) and (3) could be eliminated by fine-tuning parameters in the potential, in which cases those effects may be separated.

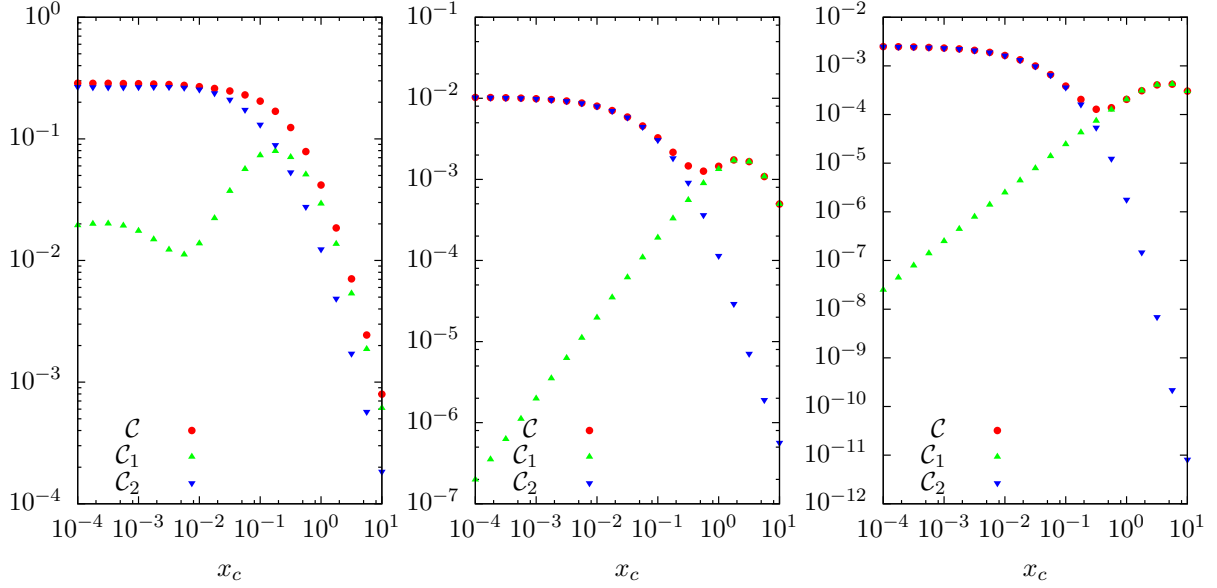


Figure 5: The coefficients \mathcal{C} , \mathcal{C}_1 and \mathcal{C}_2 as a function of IR cutoff x_c . The left, middle, right panels are with $\mu = 1$, $\mu = 5$ and $\mu = 10$ respectively.

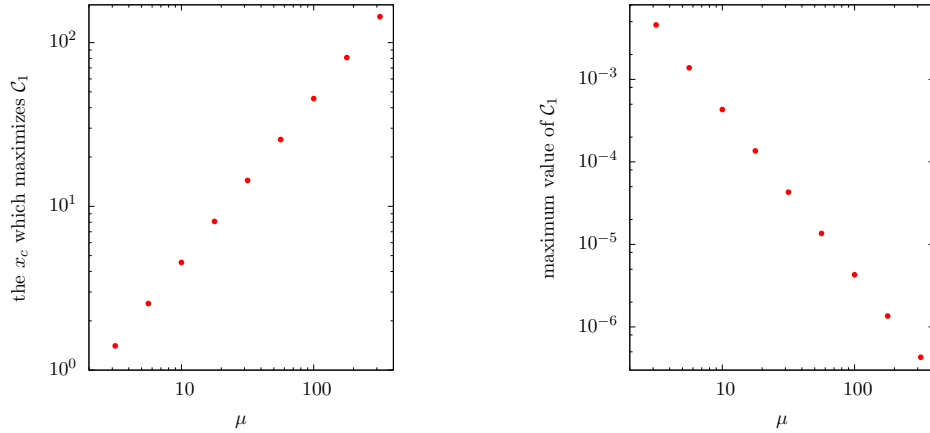


Figure 6: When an IR cutoff x_c is considered, \mathcal{C}_1 has a maximum when considered as a function of x_c (see the plot of \mathcal{C}_1 in Fig. 5). The left panel plots the peak position x_c which maximizes \mathcal{C}_1 , for different μ . The right panel plots the corresponding maximum values of \mathcal{C}_1 for those μ values. For large μ , one can read from the plot that the peak position is at $x_c \approx 0.5\mu$, where $\mathcal{C}_1 \approx 0.05/\mu^2$.

As long as the variation of various parameters satisfy the conditions of the slow-variation approximation, for example, $\ddot{\theta}/(H\dot{\theta}) \ll 1$ and $\dot{M}/(HM) \ll 1$, the same results apply with all the parameters take their instantaneous values.

Notes added: When this paper was in completion, we became aware of a related work [19]. We thank the authors for coordinating on the submission of both works.

Acknowledgements

XC is supported by the Stephen Hawking Advanced Fellowship. YW is supported by a fellowship from McGill University.

A Numerical computation of the integrals

Although we have got full analytic results in Sec. 3 & 4, it is useful to check the calculation numerically. Note that the integrands in both integrals are oscillating at $x_1 \rightarrow \infty$. The oscillation makes the integration difficult (though still possible) to perform. There are a few techniques available to deal with such oscillations. For example, one can insert an $e^{-\epsilon x_1}$ term, keeping ϵ to be a small number. Or one can integrate the expression by parts to obtain better convergence. Here we use a third method, as used in [2]: We Wick rotate x_1 and x_2 into imaginary values, such that $e^{\pm i x_1}, e^{\pm i x_2} \rightarrow e^{-x_1}, e^{-x_2}$. Here the directions of rotation are chosen to ensure the convergence of the integrals, corresponding to the $i\epsilon$ prescription in interacting field theories.

For example, in \mathcal{C}_2 , we first shift $x_1 \rightarrow x_1 + x_c$, $x_2 \rightarrow x_2 + x_1$ and then rotate $x_1 \rightarrow -iy_1$, $x_2 \rightarrow -iy_2$. We have

$$\begin{aligned} \int_{x_c}^{\infty} dx_1 \int_{x_1}^{\infty} dx_2 f(x_1, x_2) &= \int_0^{\infty} dx_1 \int_0^{\infty} dx_2 f(x_1 + x_c, x_2 + x_1) \\ &= - \int_0^{\infty} dy_1 \int_0^{\infty} dy_2 f(-iy_1 + x_c, -iy_2 - iy_1) . \end{aligned} \tag{A.1}$$

Here f denotes the integrand in \mathcal{C}_2 , and x_c is an IR cutoff for the integral, added for two purposes: (1) In Fig. 5, we have plotted \mathcal{C}_2 as a function of x_c . Note that in this case, the Wick-rotation after the shifts does not change the fact that x_c is the real time. (2) Even in the case without an IR cutoff, we actually also put a small x_c in the above integral to prevent evaluating into 0/0 in the integrand. In the latter case we have checked that the x_c we put ($x_c = 10^{-10}$) is small enough such that the result is stable against order-of-magnitude variation of x_c .

References

- [1] X. Chen and Y. Wang, “Large non-Gaussianities with Intermediate Shapes from Quasi-Single Field Inflation,” *Phys. Rev. D* **81**, 063511 (2010) [arXiv:0909.0496 [astro-ph.CO]].
- [2] X. Chen and Y. Wang, “Quasi-Single Field Inflation and Non-Gaussianities,” *JCAP* **1004**, 027 (2010) [arXiv:0911.3380 [hep-th]].
- [3] D. Baumann and D. Green, “Signatures of Supersymmetry from the Early Universe,” arXiv:1109.0292 [hep-th].
- [4] E. Sefusatti, J. R. Fergusson, X. Chen and E. P. S. Shellard, “Effects and Detectability of Quasi-Single Field Inflation in the Large-Scale Structure and Cosmic Microwave Background,” arXiv:1204.6318 [astro-ph.CO].
- [5] J. Norena, L. Verde, G. Barenboim, C. Bosch, “Prospects for constraining the shape of non-Gaussianity with the scale-dependent bias,” arXiv:1204.6324 [astro-ph.CO].
- [6] N. Kaloper, M. Kleban, A. E. Lawrence and S. Shenker, “Signatures of short distance physics in the cosmic microwave background,” *Phys. Rev. D* **66**, 123510 (2002) [hep-th/0201158].
- [7] M. G. Jackson and K. Schalm, “Model Independent Signatures of New Physics in the Inflationary Power Spectrum,” *Phys. Rev. Lett.* **108**, 111301 (2012) [arXiv:1007.0185 [hep-th]].
- [8] A. Achucarro, J. -O. Gong, S. Hardeman, G. A. Palma, S. P. Patil, “Features of heavy physics in the CMB power spectrum,” *JCAP* **1101**, 030 (2011). [arXiv:1010.3693 [hep-ph]].
- [9] X. Chen, “Primordial Features as Evidence for Inflation,” *JCAP* **1201**, 038 (2012) [arXiv:1104.1323 [hep-th]].
- [10] X. Chen, “Fingerprints of Primordial Universe Paradigms as Features in Density Perturbations,” *Phys. Lett. B* **706**, 111 (2011) [arXiv:1106.1635 [astro-ph.CO]].
- [11] G. Shiu and J. Xu, “Effective Field Theory and Decoupling in Multi-field Inflation: An Illustrative Case Study,” *Phys. Rev. D* **84**, 103509 (2011) [arXiv:1108.0981 [hep-th]].
- [12] A. Achucarro, J. -O. Gong, S. Hardeman, G. A. Palma and S. P. Patil, “Effective theories of single field inflation when heavy fields matter,” arXiv:1201.6342 [hep-th].
- [13] A. Avgoustidis, S. Cremonini, A. -C. Davis, R. H. Ribeiro, K. Turzynski and S. Watson, “Decoupling Survives Inflation: A Critical Look at Effective Field Theory Violations During Inflation,” arXiv:1203.0016 [hep-th].
- [14] S. Weinberg, “Quantum contributions to cosmological correlations,” *Phys. Rev. D* **72**, 043514 (2005) [hep-th/0506236].

- [15] X. Chen, “Primordial Non-Gaussianities from Inflation Models,” *Adv. Astron.* **2010**, 638979 (2010) [arXiv:1002.1416 [astro-ph.CO]].
- [16] A. J. Tolley and M. Wyman, “The Gelaton Scenario: Equilateral non-Gaussianity from multi-field dynamics,” *Phys. Rev. D* **81**, 043502 (2010) [arXiv:0910.1853 [hep-th]].
- [17] M. S. Sloth, “Suppressing super-horizon curvature perturbations?,” *Mod. Phys. Lett. A* **21**, 961 (2006) [hep-ph/0507315].
- [18] M. Li, C. Lin, T. Wang and Y. Wang, “Non-Gaussianity, Isocurvature Perturbation, Gravitational Waves and a No-Go Theorem for Isocurvature,” *Phys. Rev. D* **79**, 063526 (2009) [arXiv:0805.1299 [astro-ph]].
- [19] S. Pi and M. Sasaki, “Curvature Perturbation Spectrum in Two-field Inflation with a Turning Trajectory,” arXiv:1205.0161 [hep-th].