

THE ELM SURVEY. IV. 24 WHITE DWARF MERGER SYSTEMS[†]MUKREMIN KILIC^{1,8}, WARREN R. BROWN², CARLOS ALLENDE PRIETO^{3,4}, S. J. KENYON², CRAIG O. HEINKE⁵, M. A. AGÜEROS⁶,
AND S. J. KLEINMAN⁷*Draft version February 7, 2022*

ABSTRACT

We present new radial velocity and X-ray observations of extremely low-mass (ELM, $\sim 0.2 M_{\odot}$) white dwarf candidates in the Sloan Digital Sky Survey (SDSS) Data Release 7 area. We identify seven new binary systems with 1-18 h orbital periods. Five of the systems will merge due to gravitational wave radiation within 10 Gyr, bringing the total number of merger systems found in the ELM Survey to 24. The ELM Survey has now quintupled the known merger white dwarf population. It has also discovered the eight shortest period detached binary white dwarf systems currently known. We discuss the characteristics of the merger and non-merger systems observed in the ELM Survey, including their future evolution. About half of the systems have extreme mass ratios. These are the progenitors of the AM Canum Venaticorum systems and supernovae .Ia. The remaining targets will lead to the formation of extreme helium stars, subdwarfs, or massive white dwarfs. We identify three targets that are excellent gravitational wave sources. These should be detected by the Laser Interferometer Space Antenna (LISA)-like missions within the first year of operation. The remaining targets are important indicators of what the Galactic foreground may look like for gravitational wave observatories.

Subject headings: binaries: close — Galaxy: stellar content — white dwarfs — gravitational waves — supernovae: general — Stars: individual: SDSS J073032.89+170356.9, SDSS J082511.90+115236.4, SDSS J084523.03+162457.6, SDSS J100548.09+054204.4, SDSS J100554.05+355014.2, SDSS J105611.02+653631.5, SDSS J210308.79–002748.9

1. INTRODUCTION

Short period binary white dwarfs (WDs) are strong gravitational wave sources and the potential progenitors of Type Ia (Webbink 1984; Iben & Tutukov 1984) and .Ia supernovae (Bildsten et al. 2007). The gravitational wave radiation and the orbital decay in the shortest period systems may be detected directly by space based missions like the Laser Interferometer Space Antenna (LISA) and indirectly by ground based observations (see Brown et al. 2011c). Nelemans (2009) lists 12 ultra-compact systems that are guaranteed LISA sources, but predicts that LISA should detect at least several hundred systems.

The ELM Survey (Kilic et al. 2010a, 2011a; Brown et al. 2010, 2012) is opening a new window on short period binary WDs and strong gravitational wave sources. After the discovery of four double WD systems with merger times shorter than 500 Myr (Kilic et al. 2010a), radial velocity follow-up of the ELM WDs found in the Hypervelocity-star survey (Brown et al. 2006) and the SDSS Data Release 4 sample (Eisenstein et al. 2006) led to the discovery of 12 merger systems, tripling the number of known merging WD systems (Brown et al. 2010; Kilic et al. 2011a). In 2011, the ELM Sur-

vey identified the three shortest period detached binary WDs known, a 12-min orbital period eclipsing system (Brown et al. 2011c) and two 39-min orbital period systems (Kilic et al. 2011b,c). All three systems show flux variations due to the relativistic beaming effect and two of the three also show ellipsoidal variations due to tidal distortions. These are the first two tidally distorted WDs ever found. The three systems with < 1 h orbital periods are strong gravitational wave sources.

Marsh et al. (1995) first demonstrated that the majority of low-mass ($\leq 0.45 M_{\odot}$) WDs are found in binaries, as the Galaxy is too young to form such objects from single stars. Brown et al. (2011a) show that the binary fraction of low-mass WDs is at least 70%. This fraction goes up to 100% for ELM WDs with $M < 0.25 M_{\odot}$ (Kilic et al. 2011a). The Supernovae Progenitor Survey (SPY, Napiwotzki et al. 2001), on the other hand, finds a significantly lower binary fraction for typical $0.6 M_{\odot}$ WDs and only a handful of binaries that will merge within a Hubble time (Napiwotzki et al. 2007). Hence, ELM WDs provide the best opportunity to study the population of short period binary WDs.

In paper I (Brown et al. 2010) of this series, we studied the population of ELM WDs found in the Hypervelocity star survey. In paper II (Kilic et al. 2011a), we presented the SDSS Data Release 4 systems. In paper III (Brown et al. 2012), we performed a targeted spectroscopic survey of cooler ($\simeq 10,000$ K) ELM WDs selected by color. Here, we extend our survey to the SDSS Data Release 7 sample.

Section 2 describes our target selection, radial velocity, and X-ray observations. Section 3 presents the orbital and physical parameters of the seven binaries that we targeted for spectroscopic observations. The entire population of 40 systems observed in the ELM Survey to date is presented in Section 4 along with a discussion of the most interesting systems and trends. Section 5 lists our conclusions and future prospects.

[†] Based on observations obtained at the MMT Observatory, a joint facility of the Smithsonian Institution and the University of Arizona.

¹ Homer L. Dodge Department of Physics and Astronomy, University of Oklahoma, 440 W. Brooks St., Norman, OK, 73019, USA

² Smithsonian Astrophysical Observatory, 60 Garden St., Cambridge, MA 02138, USA

³ Instituto de Astrofísica de Canarias, E-38205 La Laguna, Tenerife, Spain

⁴ Departamento de Astrofísica, Universidad de La Laguna, E-38206 La Laguna, Tenerife, Spain

⁵ Department of Physics, CCIS 4-183, University of Alberta, Edmonton, AB, T6G 2E1, Canada; Ingenuity New Faculty

⁶ Columbia University, Department of Astronomy, 550 West 120th Street, New York, NY 10027, USA

⁷ Gemini Observatory, 670 N. A'ohoku Place, Hilo HI 96720, USA

⁸ kilic@ou.edu

2. OBSERVATIONS

2.1. Optical Spectroscopy

Kleinman (2010) identifies 12 new ELM WD candidates in the SDSS Data Release 7 spectroscopy data, including J0106+1000 (Kilic et al. 2011b), J0923+3028 (Brown et al. 2010), J1518+0658 (Brown et al. 2012), and J0651+2844 (Brown et al. 2011c). Here we focus on the remaining eight objects from this sample, plus J1056+6536 from the SDSS Data Release 4 WD catalog (Eisenstein et al. 2006). We present observations of seven targets with reliable orbital solutions. The remaining targets need more observations to constrain their orbital parameters and they will be discussed in a future paper.

We used the 6.5m MMT equipped with the Blue Channel spectrograph over several different observing runs between 2010 March and 2011 October. We operate the spectrograph with the 832 line mm^{-1} grating in second order, providing wavelength coverage 3650 Å to 4500 Å and a spectral resolution of 1.2 Å. All objects were observed at the parallactic angle, and a comparison lamp exposure was obtained with every observation. We flux-calibrate using blue spectrophotometric standards (Massey et al. 1988).

We measure radial velocities using the cross-correlation package RVSAO (Kurtz & Mink 1998). We first cross-correlate the observed spectra with a high signal-to-noise WD template. We then shift the observed spectra to the rest frame, and sum them together to create a template for each object. Finally, we cross-correlate the spectra with the appropriate template to obtain the final velocities for each object. The average precision of our measurements is 20 km s^{-1} .

We compute best-fit orbital elements using the code of Kenyon & Garcia (1986), which weights each velocity measurement by its associated error. We perform a Monte Carlo analysis to verify the uncertainties in the orbital parameters (see Brown et al. 2012).

2.2. X-ray Observations

2.2.1. Motivation

The probability of neutron star companions to the majority of the objects identified in the ELM Survey is only a few per cent. However, based on the mass function, there are several ELM WD systems where the probability of a neutron star (which would be spun up to a milli-second pulsar, MSP) companion is more than 10%. Radio and X-ray observations are essential to confirm or rule out such companions.

Agüeros et al. (2009b) and Kilic et al. (2011a) discuss the importance of X-ray observations for the identification of MSP companions to ELM WDs. Blackbody emission from the surface of a possible pulsar companion to the ELM WDs will be gravitationally bent, allowing observation of $>75\%$ of the neutron star surface in X rays even if the radio pulsar beam misses our line of sight (Beloborodov 2002). All 15 radio MSPs with precise positions in unconfused regions of the globular cluster 47 Tuc have been clearly detected in X rays (Heinke et al. 2005; Bogdanov et al. 2006). This result allows us to use the 47 Tuc MSP sample (with accurate X-ray luminosities, L_X , due to its well-known distance) to predict that other MSPs should have X-ray luminosities above $L_X(0.5-6\text{keV}) = 2 \times 10^{30} \text{ erg s}^{-1}$, the minimum L_X of MSPs in 47 Tuc. Thus, deep X-ray observations can confirm or rule out the presence of MSP companions in the ELM WD binary systems.

We obtained *Chandra* observations of two previously known ELM WDs, SDSS J082212.57+275307.4 and SDSS J084910.13+044528.7 (Kilic et al. 2010a), to search for X-ray emission from an MSP. Based on the mass function, there is a 15-18% probability that these stars have neutron star ($1.4-3 M_\odot$) companions. Neither had been previously observed in X rays since the ROSAT All-Sky Survey (Voges et al. 1999), which neither detected them nor placed useful limits.

2.2.2. Data Analysis

We used *Chandra*'s ACIS-S detector in Very Faint mode to observe J082212.57+275307.4 for 2.0 ks on 2011 December 13, and J084910.13+044528.7 for 10.9 ks on 2011 March 2 (Table 1). We used CIAO 4.3¹⁰ and CALDB 4.4.2 to reprocess the data including current calibrations, reducing the backgrounds using Very Faint mode cleaning. We constructed images in the 0.3-6 keV band, and found no X-ray photons within the $1''$ error circles around each source. We compute distances to the ELM WDs using the models of Panei et al. (2007) and the SDSS photometry, and the neutral hydrogen column density N_H using the COLDEN tool¹¹ (Dickey & Lockman 1990). We use PIMMS¹² and the X-ray spectrum of the faintest MSP in 47 Tuc (47 Tuc-T, 134 eV blackbody) to produce 0.5-6 keV L_X upper limits, which we list in Table 1.

The 99% confidence upper limits we calculate are an order of magnitude lower than the faintest MSP observed in 47 Tuc, and factors of 19 and 20 fainter than the median L_X of the 47 Tuc MSPs. Therefore the lack of detected X-ray emission from these two WDs is strong evidence that their companions are not MSPs.

3. RESULTS

Our seven targets with optical spectroscopy data were classified as ELM WDs based on lower-resolution and signal-to-noise ratio SDSS spectra. We use the MMT spectra to improve the model atmosphere analysis for these targets. We perform stellar atmosphere model fits using synthetic DA WD spectra kindly provided by D. Koester and an evolved version of the analysis code presented by Allende Prieto et al. (2006). We fit the flux-calibrated spectra as well as the continuum-corrected Balmer line profiles. Using the spectral continuum provides improved constraints on effective temperature. We compare best-fit solutions and find that the parameters differ on average by $380 \pm 570 \text{ K}$ in T_{eff} and $0.03 \pm 0.05 \text{ dex}$ in $\log g$. We take these differences as our systematic errors. We have 14-23 individual spectra for each object. We use the fits to the individual spectra to derive a robust statistical error estimate. Eisenstein et al. (2006) and Kleinman (2010) use the SDSS spectra to derive physical parameters for the same targets. Our parameters differ on average by $30 \pm 520 \text{ K}$ in T_{eff} and $0.17 \pm 0.08 \text{ dex}$ in $\log g$.

Figure 1 shows the composite spectra and the best-fit models for our targets. These models provide a good match to the observed composite spectra and the Balmer line profiles. The parameters from both the flux-calibrated and continuum-corrected fits are in good agreement with the SDSS photometry in all five filters, an indication that our temperature and surface gravity measurements are reliable. We detect flux calibration problems for only one of our targets, J1056+6536,

¹⁰ <http://cxc.cfa.harvard.edu/ciao/>

¹¹ <http://asc.harvard.edu/toolkit/colden.jsp>

¹² <http://asc.harvard.edu/toolkit/pimms.jsp>

TABLE 1
X-RAY OBSERVATIONS OF ELM WDS

Name	ObsID	Dist (pc)	N_H (cm^{-2})	Expos (ks)	Count rate (cts s^{-1})	L_X (ergs s^{-1})
SDSS J082212.57+275307.4	12352	430	3.5×10^{20}	2.0	$< 2.2 \times 10^{-3}$	$< 2.2 \times 10^{29}$
SDSS J084910.13+044528.7	12354	930	4.1×10^{20}	10.9	$< 4.2 \times 10^{-4}$	$< 2.0 \times 10^{29}$

NOTE. — 99% confidence X-ray count rate upper limits for two ELM WDs from *Chandra* X-ray observations. Count rate limit is in 0.3-6 keV band and L_X limit is in 0.5-6 keV band.

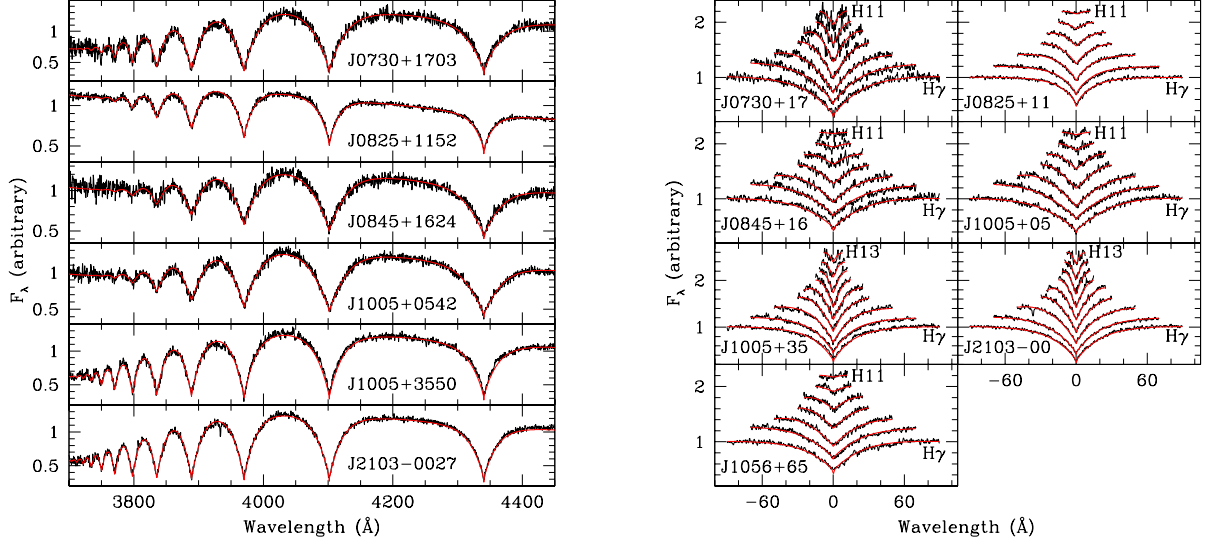


FIG. 1.— Spectral fits (red solid lines) to the composite spectra of our targets (jagged lines, left panels) and to the flux-normalized line profiles (right panels). The composite spectrum of J1056+6536 suffers from flux calibration problems and is not shown in the left panels.

where the model using the continuum shape is not a good match to the observations. We use the results from the Balmer line profile fitting for this star. This model agrees remarkably well with the spectral energy distribution based on the SDSS photometry.

Figure 2 compares the best-fit T_{eff} and $\log g$ measurements for our targets against the predicted evolutionary sequences from Panei et al. (2007). Based on these tracks, our targets have $M = 0.17 - 0.40 M_\odot$; some of them are more massive than predicted from the relatively noisy SDSS spectroscopy data. The physical parameters of all seven systems discussed in this paper are presented in Table 3. The age and distance estimates are somewhat uncertain for $M \approx 0.17 M_\odot$ objects, because many of them fall in the gap between 0.17 and 0.18 M_\odot He-core WD tracks. Panei et al. (2007) and Kilic et al. (2010a) argue that diffusion-induced hydrogen-shell flashes take place for $M > 0.17 M_\odot$, which yield small hydrogen envelopes. Hence, lower mass objects have massive hydrogen envelopes, larger radii, lower surface gravities, and longer cooling times. The inconsistency between the observed parameters for $T_{\text{eff}} \sim 10,000$ K and $\log g \leq 6$ objects and the Panei et al. (2007, Figure 2) models makes accurate WD mass and luminosity estimates difficult for them. Fortunately, mass and luminosity change very little over the range of effective temperature and surface gravity sampled by these WDs. We adopt $M = 0.17 M_\odot$ and $M_g \simeq 8$ mag for these objects.

All seven targets show significant velocity variations with peak-to-peak velocity amplitudes of 120-640 km s^{-1} and 1-18

h orbital periods. Figure 3 shows the observed radial velocities and the best fit orbits for our targets. We present the

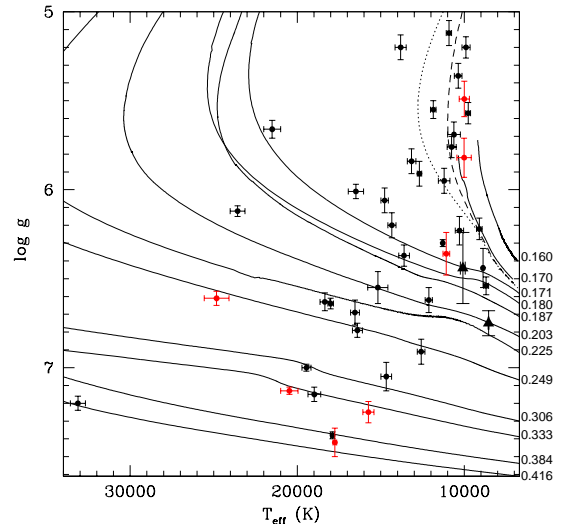


FIG. 2.— Surface gravity versus effective temperature of the observed WDs (filled points) in the ELM Survey, compared with predicted tracks for He WDs with $0.16 - 0.42 M_\odot$ (Panei et al. 2007). The dashed and dotted lines show solar metallicity and halo metallicity ($Z=0.001$) models of Serenelli et al. (2001, 2002) for $0.17 M_\odot$ WDs, respectively. The seven new systems presented in this paper are shown as red points. Triangles show the ELM WD companions to PSR J1012+5307 and J1911-5958A.

best-fit orbital period (P), semi-amplitude (K) of the radial velocity variations, systemic velocity (γ , which includes a small gravitational redshift term), the time of spectroscopic conjunction (the time when the primary is closest to us), and the mass function in Table 2. The correction for the gravitational redshift is a couple km s^{-1} for a $0.17 M_{\odot}$ helium WD, comparable to the systemic velocity uncertainty. Based on the mass function alone, the companions would range from $M \geq 0.19 M_{\odot}$ (for J0845+1624 and J1005+3550) to $M \geq 0.71 M_{\odot}$ objects (for J2103-0027). Such main-sequence companions would be detected in the SDSS photometry and spectroscopy (Kroupa & Tout 1997). Hence, the companions are either more massive WDs or neutron stars (MSPs). We discuss each binary in turn.

3.1. J0730+1703

The ELM WD J0730+1703 has $T_{\text{eff}} = 11080 \pm 200$ K and $\log g = 6.36 \pm 0.12$. It is a 1.1 Gyr old $0.17 \pm 0.01 M_{\odot}$ WD at a distance of 1.2 kpc. It has a large systemic velocity of 103 km s^{-1} but a relatively small proper motion of $2.8 \pm 4.0 \text{ mas yr}^{-1}$ in the USNO-B catalog (Monet et al. 2003). Its kinematics are consistent with the disk population.

J0730+1703 has a best-fit orbital period of 16.7 h, but the current data set allows for a significant alias at 9.9 h. The relatively small 122.8 km s^{-1} radial velocity semi-amplitude of this system implies that the companion is almost certainly low-mass, regardless of the exact period. For the best-fit orbital period, the companion is a $M \geq 0.32 M_{\odot}$ compact object. The probability of a $1.4\text{--}3.0 M_{\odot}$ neutron star companion is only 6%. Assuming the mean inclination angle for a random stellar sample, $i = 60^\circ$, the companion is likely another low-mass WD with $M = 0.41 M_{\odot}$. This binary will not merge within a Hubble time.

3.2. J0825+1152

J0825+1152 has a well-constrained orbital period of 83.79 ± 0.01 min. Because our 8 min long exposures span 10% of its orbital phase, the observed amplitude is underestimated by a factor of 0.985. The corrected radial velocity semi-amplitude is $K = 319.4 \text{ km s}^{-1}$.

J0825+1152 has $T_{\text{eff}} = 24830 \pm 740$ K and $\log g = 6.61 \pm 0.04$. Based on the Panei et al. (2007) tracks, it is a 40 Myr old $0.26 M_{\odot}$ WD at 1.6 kpc. Using the corrected orbital parameters, there is a 9% probability that the companion is a neutron star. For $i = 60^\circ$, the most likely companion is a $0.61 M_{\odot}$ C/O WD. The likelihood that the system contains a pair of WDs whose total mass exceeds the Chandrasekhar mass is 4%. The merger time due to gravitational wave radiation is less than 180 Myr.

3.3. J0845+1624

The SDSS spectrum of J0845+1624 is best-fit with a $T_{\text{eff}} = 17430 \pm 640$ K and $\log g = 6.72 \pm 0.17$ model (Kleinman 2010), implying that it is an ELM WD. However, the SDSS spectrum is noisy for this relatively faint, $g_0 = 19.7$ mag (dereddened), object. Our MMT spectrum is best explained by a model with $T_{\text{eff}} = 17750 \pm 110$ K and $\log g = 7.42 \pm 0.08$. J0845+1624 is a 130 Myr old $0.40 \pm 0.02 M_{\odot}$ WD at 0.9 kpc.

Based on 24 different spectra, the best-fit orbital period is 18.1 h with $K = 62.2 \pm 5.4 \text{ km s}^{-1}$, but there are several significant aliases (e.g. at 10.4 h). Given the relatively low-amplitude velocity variations, the orbital period is not well constrained. J0845+1624 has a companion more massive than

$0.19 M_{\odot}$. The probability of a neutron star companion is only 2%; the companion is most likely another low-mass WD. This binary will not merge within a Hubble time.

3.4. J1005+0542

J1005+0542 was classified as an ELM WD with $T_{\text{eff}} = 15190 \pm 490$ K and $\log g = 6.87 \pm 0.14$ based on its SDSS spectrum (Kleinman 2010). Our higher resolution and higher signal-to-noise ratio MMT spectrum of this $g_0 = 19.7$ mag object is best explained by a model with $T_{\text{eff}} = 15740 \pm 330$ K and $\log g = 7.25 \pm 0.06$. Hence, J1005+0542 is a 140 Myr old $0.34 M_{\odot}$ WD at 1 kpc.

The best-fit orbital period for J1005+0542 is 7.334 ± 0.002 h. The invisible companion is a $M \geq 0.66 M_{\odot}$ compact object. There is a 14% probability that the companion is a neutron star. Similarly, there is an 11% probability that the companion is a massive WD and the combined mass of the two stars is more than $1.4 M_{\odot}$. For an average inclination angle of $i = 60^\circ$, the companion is a $0.86 M_{\odot}$ WD.

3.5. J1005+3550

J1005+3550 is only $4''$ away from a 15th mag star. To avoid contamination from this nearby source, we kept the slit at a fixed orientation throughout the observations. We derive $T_{\text{eff}} = 10010 \pm 430$ K and $\log g = 5.82 \pm 0.11$ from the MMT composite spectrum. J1005+3550 is a $0.17 M_{\odot}$ WD with an absolute magnitude of $M_g \simeq 8$ and $d = 1.5$ kpc. J1005+3550 has a remarkable systemic velocity of -171 km s^{-1} , indicating a halo origin. Unfortunately, no proper motion measurements are available in the SDSS + USNO-B catalog (Munn et al. 2004).

The best-fit orbital period for J1005+3550 is 4.2 h, but there are a few significant aliases (e.g. at 3.6 h). In either case, J1005+3550 has a merger time shorter than a Hubble time. For the best-fit orbital period of 4.2 h and $K = 143 \text{ km s}^{-1}$, J1005+3550 has a relatively low-mass companion with $M \geq 0.19 M_{\odot}$. For an average inclination angle of 60° , the companion is a $0.24 M_{\odot}$ WD.

3.6. J1056+6536

J1056+6536 is the shortest period system among the seven new systems discussed in this paper. It has a well-constrained period of 62.7 ± 1.5 min, making it the fifth shortest period detached WD system currently known. Because our 8 min long exposures span 13% of its orbital phase, the observed amplitude is underestimated by a factor of 0.964. The corrected radial velocity semi-amplitude is $K = 267.5 \text{ km s}^{-1}$.

J1056+6536 was originally classified as a $T_{\text{eff}} = 21910 \pm 1900$ K and $\log g = 7.07 \pm 0.10$ low-mass WD by Liebert et al. (2004) based on an SDSS spectrum. Eisenstein et al. (2006) analyze the same spectrum, and find a best-fit model with $T_{\text{eff}} = 20110 \pm 630$ K and $\log g = 6.94 \pm 0.12$. Our higher quality MMT spectrum is best explained by a model with $T_{\text{eff}} = 20470 \pm 520$ K and $\log g = 7.13 \pm 0.02$. This solution is consistent with the previous estimates within the errors. J1056+6536 is therefore a 50 Myr old $0.34 M_{\odot}$ WD at 1.4 kpc.

Based on the mass function, the companion is a $\geq 0.34 M_{\odot}$ compact object. No MSP companion is detected in the radio data (Agüeros et al. 2009a). Hence, the companion is almost certainly another WD. For an average inclination of 60° , it is a $0.43 M_{\odot}$ low-mass WD. The merger time due to gravitational wave radiation is ≤ 85 Myr.

TABLE 2
ORBITAL PARAMETERS

Object	P (days)	K (km s ⁻¹)	γ (km s ⁻¹)	Spec. Conjunction (HJD – 2455000)	Mass Function (M_{\odot})
J073032.89+170356.9	0.69770 ± 0.05427	122.8 ± 4.3	103.1 ± 3.4	276.53156 ± 0.00612	0.1339 ± 0.0175
J082511.90+115236.4	0.05819 ± 0.00001	319.4 ± 2.7	32.7 ± 2.9	511.92318 ± 0.00146	0.1964 ± 0.0050
J084523.03+162457.6	0.75599 ± 0.02164	62.2 ± 5.4	15.2 ± 4.6	511.69953 ± 0.01308	0.0188 ± 0.0049
J100548.09+054204.4	0.30560 ± 0.00007	208.9 ± 6.8	8.6 ± 8.2	510.87236 ± 0.00359	0.2886 ± 0.0282
J100554.05+355014.2	0.17652 ± 0.00011	143.0 ± 2.3	-170.9 ± 1.7	533.04951 ± 0.00058	0.0535 ± 0.0026
J105611.02+653631.5	0.04351 ± 0.00103	267.5 ± 7.4	-12.0 ± 4.7	622.85623 ± 0.00016	0.0863 ± 0.0074
J210308.79–002748.9	0.20308 ± 0.00023	281.0 ± 3.2	-67.6 ± 5.3	384.87278 ± 0.00474	0.4666 ± 0.0159

TABLE 3
PHYSICAL PARAMETERS

Object	g_0 (mag)	T_{eff} (K)	$\log g$ (cm s ⁻¹)	Mass (M_{\odot})	M_2 (M_{\odot})	$M_2(60^\circ)$ (M_{\odot})	d (kpc)	NS Prob.	SN Ia Prob.	τ_{merge} (Gyr)
J0730+1703	19.7	11080 ± 200	6.36 ± 0.12	0.17	≥ 0.32	0.41	1.2	6%	2%	≤ 266
J0825+1152	18.6	24830 ± 740	6.61 ± 0.04	0.26	≥ 0.47	0.61	1.6	9%	4%	≤ 0.180
J0845+1624	19.7	17750 ± 110	7.42 ± 0.08	0.40	≥ 0.19	0.22	0.9	2%	2%	≤ 251
J1005+0542	19.7	15740 ± 330	7.25 ± 0.06	0.34	≥ 0.66	0.86	1.0	14%	11%	≤ 9.0
J1005+3550	18.8	10010 ± 430	5.82 ± 0.11	0.17	≥ 0.19	0.24	1.5	3%	1%	≤ 10.3
J1056+6536	19.7	20470 ± 520	7.13 ± 0.02	0.34	≥ 0.34	0.43	1.4	5%	4%	≤ 0.085
J2103–0027	18.2	10000 ± 300	5.49 ± 0.10	0.17	≥ 0.71	0.99	1.1	17%	5%	≤ 5.4

3.7. J2103–0027

J2103–0027 has $T_{\text{eff}} = 10000 \pm 300$ K and $\log g = 5.49 \pm 0.10$. Like J1005+3550, we assign $M = 0.17 M_{\odot}$ and an absolute magnitude of $M_g \simeq 8$, which corresponds to a distance of 1.1 kpc. J2103–0027 has a systemic velocity of -67.6 km s⁻¹ and a proper motion of 9.3 ± 4.9 mas yr⁻¹ (Munn et al. 2004). Its kinematics are consistent with the disk population.

J2103–0027 has a well constrained period of 4.874 ± 0.006 h. We observe peak-to-peak radial velocity variations of 562 km s⁻¹. Hence, the companion is a relatively massive compact object with $M \geq 0.71 M_{\odot}$. There is a 17% probability that the companion is a neutron star. For $i = 60^\circ$, the companion is a $0.99 M_{\odot}$ WD.

J2103–0027 displays a Ca K line in absorption with a 0.3 \AA equivalent width. So far, all known ELM WDs with $\log g < 6$ display the Ca K line in absorption (Kilic et al. 2007; Brown et al. 2010, 2012; Vennes et al. 2011). The origin of Ca is unclear, but it is most likely related to accretion from the immediate circumstellar environment (see the discussion in Kilic et al. 2007; Vennes et al. 2011).

4. DISCUSSION

4.1. Seven New Binary WD Systems

We identify seven new detached short period WD binary systems in the SDSS Data Release 7 area. All seven targets were classified as $\log g < 7$ WDs based on SDSS spectroscopy (Eisenstein et al. 2006; Kleinman 2010). However, our MMT data show that three of the targets have $\log g > 7$ and $M = 0.3 - 0.4 M_{\odot}$. Assuming the mean inclination angle for a random stellar sample, $i = 60^\circ$, the companions range from $0.22 M_{\odot}$ to $0.99 M_{\odot}$. The probability of neutron star companions is $\leq 17\%$ for all systems. Hence, the companions are most likely other WDs. Radio observations are available only for one of these targets, J1056+6536, which is also the shortest period system in the current sample. There is no evidence of a pulsar

companion in the radio data for J1056+6536.

Five of these targets have merger times ≤ 10 Gyr. The fastest merger systems are J0825+1152 and J1056+6536. With $\tau_{\text{merge}} = 85$ Myr, J1056+6536 is currently the fifth fastest merger system known.

There are six targets with SDSS and/or USNO-B proper motion measurements (Munn et al. 2004). However, none of them show significant proper motions, and these six systems have disk kinematics. The only star without a proper motion measurement, J1005+3550 has a systemic velocity indicative of halo objects, $|\gamma| = 171$ km s⁻¹.

4.2. The ELM WD Sample

The ELM Survey has so far observed 40 low-mass WDs for radial velocity variations, discovering velocity variability in all but four of the targets. Two objects, J0651 and NLTT 11748, are eclipsing double WD systems. No main-sequence companions are visible in the available optical photometry and spectroscopy data for the remaining 38 targets. There are a few cases where the probability of a neutron star companion is more than 10%, like the intriguing system J1741 (Brown et al. 2012; Hermes et al. 2012). Radio or X-ray data are available for 14 systems (including the two sources presented in Section 2.2, van Leeuwen et al. 2007; Agüeros et al. 2009a,b; Kilic et al. 2011a). No MSP companions are detected in these data. Thus, the companions are most likely WDs.

4.2.1. The Period Distribution of Binary WDs

The orbital and physical parameters for the current merger and non-merger samples found in the ELM Survey are presented in Table 4. The orbital periods range from 12-min to 1.01 d with the median at 4.4 h. This is significantly shorter than the median periods of 21 h and 6.7 h for more massive WDs (Nelemans et al. 2005) and for main sequence + He-core WD binaries (Zorotovic et al. 2011), respectively.

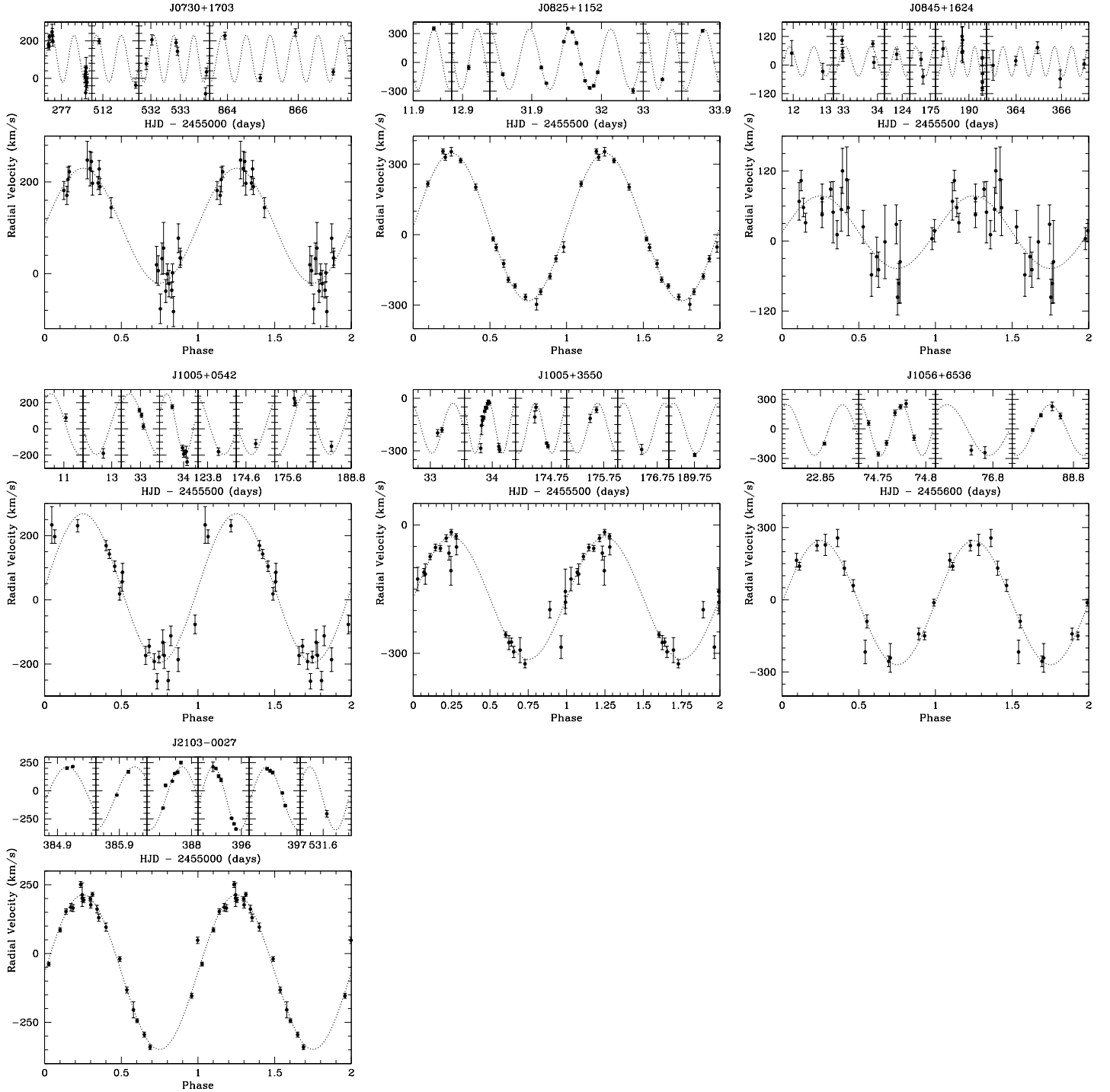


FIG. 3.— Velocities and orbits for the 7 new ELM WD candidates. Small panels plot the heliocentric radial velocities vs. observation date. Large panels plot the observations phased to the best-fit orbital solutions (Table 2).

Figure 4 shows the masses and orbital periods for our sample of ELM WDs and the previously known double WD systems in the literature (Nelemans et al. 2005). Similar to the trend seen in WD + main-sequence post common-envelope binaries (Zorotovic et al. 2011), lower mass WDs are found in shorter period systems. This figure demonstrates that the closest binary systems end up as ELM WDs. This is expected; shorter period systems would start interacting earlier in their evolution compared to longer period systems and experience enhanced mass loss during the red giant phase, hence end up

as lower mass WDs. There are now three ELM WD binaries known with $P < 1$ h and nine with $P = 1$ –2 h. The ELM survey has discovered the eight shortest period double WDs currently known.

We have now observed 33 WDs with $M \leq 0.3 M_{\odot}$, of which 31 are velocity variable. The average velocity semi-amplitude of these binaries is 266 km s^{-1} , whereas the upper limits for the velocity semi-amplitudes of J0900+0234¹³ and

¹³ Brown et al. (2012) does not rule out binarity for J0900+0234.

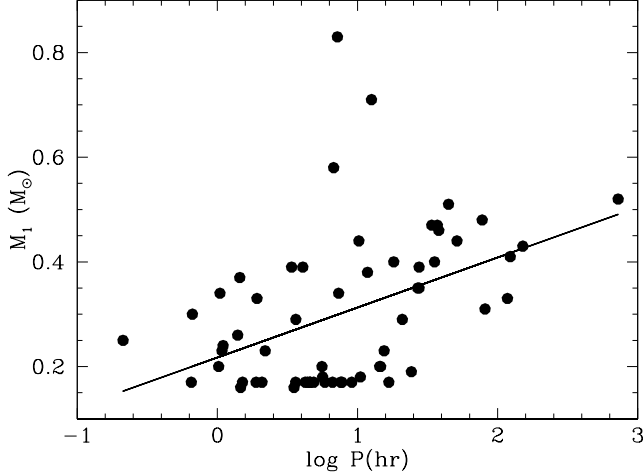


FIG. 4.— Population of observed double WDs (this paper and Nelemans et al. 2005) as a function of orbital period and mass of the brighter WD of the pair. The solid line is a least squares fit to the data.

J1448+1342 are 24 and 35 km s^{-1} , respectively. An average system viewed at $i \leq 7.6^\circ$ would be consistent with the observations of these two velocity non-variable systems. For a randomly distributed sample of orbital inclinations, there is a 0.9% chance that $i \leq 7.6^\circ$. Thus, there is a 30(9)% likelihood of finding one(two) non-variable systems in a sample of 33 stars. It is possible that both J0900+0234 and J1448+1342 are pole-on or long-period binary systems. Hence, the binary fraction of $M \leq 0.3 M_\odot$ WDs is at least 94% and it may be as high as 100%.

4.2.2. Two Dozen Merger Systems

The physical parameters and space density of double degenerate merger systems are important for understanding the formation of R Coronae Borealis stars, single subdwarfs, AM CVn systems, supernovae Ia, and .Ia. However, previous surveys were unsuccessful in finding a large merger population. Figure 5 presents the total masses and periods for short period double WD systems found in the literature (Nelemans et al. 2005; Napiwotzki et al. 2007); there were only six systems known to have short enough orbital periods to merge within a Hubble time. We discovered 24 merger systems in a sample of 40 stars observed, a success rate of 60%. We have now quintupled the number of merger systems known, and we anticipate finding many more.

There are three more short period binary WD systems discovered in recent years; SDSS J1005+2249 (Parsons et al. 2011), SDSS J1257+5428 (Badenes et al. 2009; Kulkarni & van Kerkwijk 2010; Marsh et al. 2011), and GALEX J1717+6757 (Vennes et al. 2011). Not surprisingly, all three systems involve low-mass WD primaries.

Kilic et al. (2011a) compare the observed period and mass distribution of double WD systems with the population synthesis models of Nelemans et al. (2001a). Based on the population synthesis calculations, Kilic et al. (2011a) argue that there should not be many systems with periods less than an hour. The shortest period system known at that time was J1053+5200 with an orbital period of 61 min. Recent discoveries of three systems with 12-39 min orbital periods indicate that $P < 1$ h detached binary WDs indeed exist. Unfortunately, the overall number distribution of the population synthesis models and our observations cannot be directly

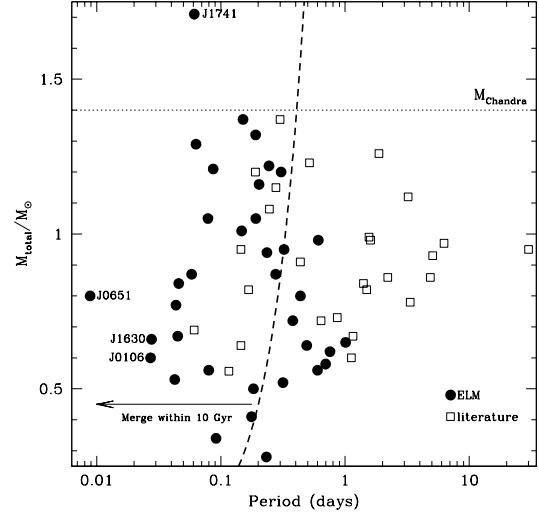


FIG. 5.— Binary orbital period versus total system mass for the full ELM Survey and for the previously identified double WD systems (Nelemans et al. 2005; Napiwotzki et al. 2007; Marsh et al. 2011; Parsons et al. 2011; Vennes et al. 2011). We plot the total system mass assuming $i = 60^\circ$ when the orbital inclination is unknown, and the correct system mass when the inclination is known either from eclipses or ellipsoidal variations. The dashed line shows the approximate threshold at which 1:1 mass ratio systems will merge in less than 10 Gyr.

compared due to the complicated target selection biases in the SDSS. Nevertheless, the period distribution of our sample is informative. For example, depending on the WD cooling models used, the population synthesis calculations change significantly (Nelemans et al. 2001a). The relative number distribution of short period systems in our survey can be used to constrain the population synthesis models.

Binary WDs provide important constraints on the common-envelope phase, an evolutionary stage that is difficult to study because of its brevity. Nelemans et al. (2005) argue that the standard common-envelope (α -) formalism, equating the energy balance in the system, does not always work. Instead, they suggest that the common-envelope evolution of close WD binaries can be reconstructed with the γ -algorithm imposing angular momentum balance. They use the observed mass ratio distribution of double WDs ($q \sim 1$) to demonstrate that the γ mechanism with a single value can explain all of the known systems. Studying the prior evolution of two ELM WD binaries, Kilic et al. (2007) and Kilic et al. (2009) argue that the same is not true for ELM WDs (also see Woods et al. 2012). We now know that there are many ELM WDs with extreme mass ratios. The mass distribution of our sample of ELM WDs will be extremely useful for constraining the γ and α mechanisms, although with the caveat that modeling two common envelope phases for our systems clearly has large uncertainties. De Marco et al. (2011) use the observed population of post-common envelope binaries including the central stars of planetary nebulae to demonstrate that systems with small mass-ratios have higher values of α . Understanding the prior evolution of the ELM WDs may benefit from a similar study.

4.3. The Future: Merger Products

The future evolution of the ELM WD systems depend on the mass ratio of the two components. Marsh et al. (2004) demonstrate that systems with extreme mass ratios of $q \ll 1$ will form a disk around the heavier WD, have stable mass

TABLE 4
MERGER AND NON-MERGER SYSTEMS IN THE ELM SURVEY

Object	T_{eff} (K)	$\log g$	P (days)	K (km s ⁻¹)	Mass (M_{\odot})	M_2 (M_{\odot})	$M_2(60^\circ)$ (M_{\odot})	τ_{merge} (Gyr)	Ref
J0022-1014	18980	7.15	0.07989	145.6	0.33	≥ 0.19	0.23	≤ 0.73	6
J0106-1000	16490	6.01	0.02715	395.2	0.17	0.43	...	0.037	7
J0112+1835	9690	5.63	0.14698	295.3	0.16	≥ 0.62	0.85	≤ 2.7	1
J0651+2844	16400	6.79	0.00885	657.3	0.25	0.55	...	0.0009	3
J0755+4906	13160	5.84	0.06302	438.0	0.17	≥ 0.81	1.12	≤ 0.22	2
J0818+3536	10620	5.69	0.18315	170.0	0.17	≥ 0.26	0.33	≤ 8.9	2
J0822+2753	8880	6.44	0.24400	271.1	0.17	≥ 0.76	1.05	≤ 8.4	4
J0825+1152	24830	6.61	0.05819	319.4	0.26	≥ 0.47	0.61	≤ 0.18	0
J0849+0445	10290	6.23	0.07870	366.9	0.17	≥ 0.64	0.88	≤ 0.47	4
J0923+3028	18350	6.63	0.04495	296.0	0.23	≥ 0.34	0.44	≤ 0.13	2
J1005+0542	15740	7.25	0.30560	208.9	0.34	≥ 0.66	0.86	≤ 9.0	0
J1005+3550	10010	5.82	0.17652	143.0	0.17	≥ 0.19	0.24	≤ 10.3	0
J1053+5200	15180	6.55	0.04256	264.0	0.20	≥ 0.26	0.33	≤ 0.16	4,9
J1056+6536	20470	7.13	0.04351	267.5	0.34	≥ 0.34	0.43	≤ 0.085	0
J1233+1602	10920	5.12	0.15090	336.0	0.17	≥ 0.86	1.20	≤ 2.1	2
J1234-0228	18000	6.64	0.09143	94.0	0.23	≥ 0.09	0.11	≤ 2.7	6
J1436+5010	16550	6.69	0.04580	347.4	0.24	≥ 0.46	0.60	≤ 0.10	4,9
J1443+1509	8810	6.32	0.19053	306.7	0.17	≥ 0.83	1.15	≤ 4.1	1
J1630+4233	14670	7.05	0.02766	295.9	0.30	≥ 0.30	0.37	≤ 0.031	8
J1741+6526	9790	5.19	0.06111	508.0	0.16	≥ 1.10	1.55	≤ 0.17	1
J1840+6423	9140	6.16	0.19130	272.0	0.17	≥ 0.64	0.88	≤ 5.0	1
J2103-0027	10000	5.49	0.20308	281.0	0.17	≥ 0.71	0.99	≤ 5.4	0
J2119-0018	10360	5.36	0.08677	383.0	0.17	≥ 0.75	1.04	≤ 0.54	2
NLTT 11748	8690	6.54	0.23503	273.4	0.18	0.76	...	7.2	5,10,11
J0022+0031	17890	7.38	0.49135	80.8	0.38	≥ 0.21	0.26	...	6
J0152+0749	10840	5.80	0.32288	217.0	0.17	≥ 0.57	0.78	...	1
J0730+1703	11080	6.36	0.69770	122.8	0.17	≥ 0.32	0.41	...	0
J0845+1624	17750	7.42	0.75599	62.2	0.40	≥ 0.19	0.22	...	0
J0900+0234	8220	5.78	...	≤ 24	0.16	1
J0917+4638	11850	5.55	0.31642	148.8	0.17	≥ 0.28	0.36	...	12
J1422+4352	12690	5.91	0.37930	176.0	0.17	≥ 0.41	0.55	...	2
J1439+1002	14340	6.20	0.43741	174.0	0.18	≥ 0.46	0.62	...	2
J1448+1342	12580	6.91	...	≤ 35	0.25	2
J1512+2615	12130	6.62	0.59999	115.0	0.20	≥ 0.28	0.36	...	2
J1518+0658	9810	6.66	0.60935	172.0	0.20	≥ 0.58	0.78	...	1
J1625+3632	23570	6.12	0.23238	58.4	0.20	≥ 0.07	0.08	...	6
J1630+2712	11200	5.95	0.27646	218.0	0.17	≥ 0.52	0.70	...	2
J2252-0056	19450	7.00	...	≤ 25	0.31	2
J2345-0102	33130	7.20	...	≤ 43	0.42	2
LP400-22	11170	6.35	1.01016	119.9	0.19	≥ 0.41	0.52	...	13,14

REFERENCES. — (0) this paper; (1) Brown et al. (2012); (2) Brown et al. (2010); (3) Brown et al. (2011c); (4) Kilic et al. (2010a); (5) Kilic et al. (2010b); (6) Kilic et al. (2011a); (7) Kilic et al. (2011b); (8) Kilic et al. (2011c); (9) Mullally et al. (2009); (10) Steinfeldt et al. (2010); (11) Kawka et al. (2010); (12) Kilic et al. (2007); (13) Kilic et al. (2009); (14) Vennes et al. (2009)

transfer, and turn into interacting AM CVn binaries. If the transferred mass directly impacts the accretor, it can destabilize the orbit and lead to a merger. Figure 6 shows the observed mass distribution of the known ELM WDs and the stability criteria for different binaries (adapted from Marsh et al. 2004; Dan et al. 2011).

The mass transfer is unstable for mass ratios $q = 2/3 - 1$ and stable for $q \ll 1$ (below the dashed line). The region between the solid and dashed lines corresponds to either stable or unstable mass transfer depending on the spin-orbit coupling. The dot-dashed line separates sub- and super-Eddington accretion, with the former leading to stable mass transfer. Dan et al. (2011) perform simulations for a variety of primary and secondary masses including $0.2 M_{\odot}$ WDs (shown as dotted lines in Figure 6). All of the systems that they study, including a $0.2 + 0.8 M_{\odot}$ binary WD system, have unstable mass transfer.

There are about a dozen ELM WDs that will have sub-Eddington accretion rates and stable mass transfer. These systems are the progenitors of AM CVn and supernovae Ia. There were no known progenitors of AM CVn systems before

the ELM Survey. We have now identified about a dozen potential progenitors. Brown et al. (2011a) constrain the ELM WD space density using the WDs found in the magnitude-limited Hypervelocity star survey. They find that ELM WDs contribute at least a few percent to the AM CVn population. The subsequent discovery of the <40 min orbital period systems indicates that the ELM WD contribution to the AM CVn population is a few times larger. However, the current sample of ELM WDs is not a complete sample due to the SDSS target selection biases. More accurate estimates for the ELM WD merger rate and space density have to wait until a larger magnitude-limited survey in a well defined color-range is completed (Brown et al. 2012).

The remaining targets in our sample will have super-Eddington accretion rates that would lead to unstable mass transfer and merger. There are at least five systems ($q = 2/3 - 1$) that should definitely have unstable mass transfer. Interestingly, the eight shortest period systems will have super-Eddington accretion rates and end up as mergers. Depending on the unknown companion mass and composition, these systems are the progenitors of extreme helium stars, single subd-

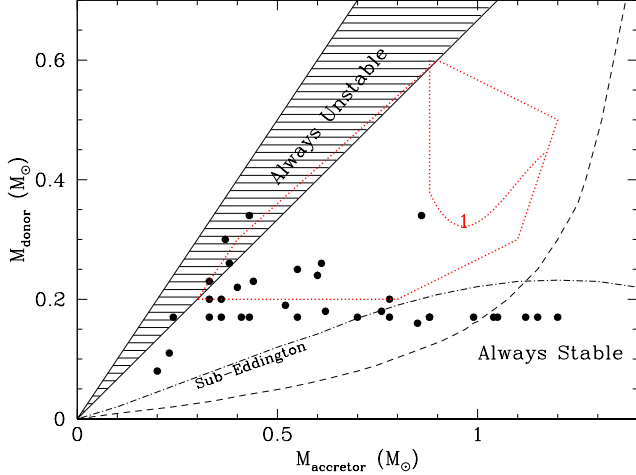


FIG. 6.— Mass transfer stability in double WD binaries (Marsh et al. 2004; Dan et al. 2011). Binary WDs (assuming $i = 60^\circ$ for the systems with unknown inclinations) in the ELM Survey are shown as filled dots. Disk accretion occurs in the region below the dashed line. These systems will evolve into stable mass transfer AM CVn. The dot-dashed line separates sub- and super-Eddington accretion systems. Objects with mass ratios $q = 2/3 - 1$ (hatched region) will have unstable mass transfer and merge. The area between the solid and dashed lines corresponds to either stable or unstable mass transfer depending on the spin-orbit coupling. The dotted line marks the area studied by Dan et al. (2011). The labeled contour (M. Dan 2011, private communication) marks the region where the triple- α burning timescale is equal to the dynamical timescale.

warfs, or massive WDs.

Guillochon et al. (2010) predict that Kelvin-Helmholtz instabilities in the accretion stream can lead to the detonation of a surface helium layer on a CO WD and perhaps the detonation of the WD itself, a potential mechanism to initiate a Type Ia supernova from binary WD mergers. Dan et al. (2011) show that the ratio of the triple- α burning timescale to the dynamical timescale is of order unity for the simulations that lead to a surface detonation. This ratio is $\gg 1$ for our targets (Figure 6). Hence, surface detonations through Kelvin-Helmholtz instabilities in the accretion stream are unlikely for our merging ELM WD targets.

4.3.1. Gravitational Wave Sources

Double degenerate binary WDs are important gravitational wave sources. Nelemans (2009) identifies 12 ultra-compact binaries as LISA verification sources. There are eight AM CVn, three double degenerate, and one ultra-compact X-ray binary sources currently known that should be detected by LISA with $\gtrsim 5\sigma$ significance. Based on population synthesis calculations, Nelemans (2009) estimates that at least several hundred systems should be detectable by LISA.

Figure 7 shows the predicted gravitational wave strain amplitudes (Roelofs et al. 2007) and frequencies of the binary systems found in the ELM Survey. There are three binaries, J0651, J0923, and J1630, that should clearly be detected by a LISA-like mission within the first year of operation. This is a significant addition to the LISA verification sources. There are also three more systems that are above the 1σ detection limit after one year of observations, but they may be lost in the Galactic foreground of unresolved double degenerate systems. However, it may be possible to identify these systems because we know their coordinates and physical parameters accurately from the optical observations. The remaining 30 sources are important indicators of what the Galactic fore-

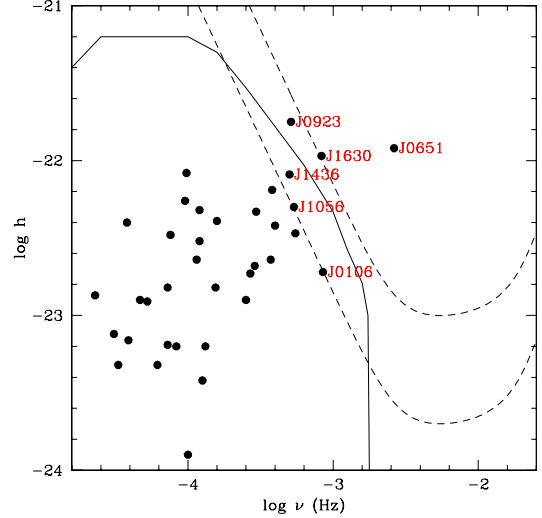


FIG. 7.— Predicted gravitational wave strain amplitudes h and frequencies ν of the binary systems found in the ELM survey. We assume an average inclination angle of $i = 60^\circ$, except where the inclination is known from eclipses or ellipsoidal variations. The top and bottom dashed lines show the design sensitivities of LISA for a signal-to-noise ratio of 5 and 1, respectively, in 1 yr of data collecting (Larson et al. 2000). The solid line shows the predicted Galactic foreground from Nelemans et al. (2001b). Sources above the 1σ detection limit are labeled.

ground may look like for gravitational wave detectors.

4.3.2. Trends

With a sample of 36 binaries discovered in the ELM Survey, we can now search for observational trends. We have already mentioned the period differences between the ELM WD systems and the binary systems containing more massive WDs. So far, all ELM WDs that show radial velocity variations are in ≤ 1 d orbits.

Using a sample of 19 merging ELM WD systems, Brown et al. (2012) show that there is an absence of cool ELM WDs with short orbital periods. Figure 8 presents periods versus temperatures for the 36 binary systems discussed here (see Table 4) and the ELM WD companions to two MSPs, PSR J1012+5307 (van Kerkwijk et al. 1996) and PSR J1911-5958A (Bassa et al. 2006). Clearly, the shortest period systems are on average hotter than the longer period systems. This period-temperature relation is likely because the shortest period systems merge before they cool. A $0.2 M_\odot$ WD takes about 200 Myr to cool down from 20,000 K to 10,000 K (Panei et al. 2007), whereas the merger times for $P < 0.1$ d binaries are ~ 100 Myr.

Brown et al. (2012) note that there is also a correlation between the companion mass and the ELM WD's temperature. Such a trend is also observed for the 38 systems presented in Figure 8; hotter WDs tend to have less-massive companions. At first glance, there is no obvious reason for such a correlation. However, our interpretation is that the shortest period systems start interacting earlier in their evolution, go through one or two common-envelope phases relatively quickly, and end up with lower-mass companions. Since short period systems also merge before they get a chance to cool down to $\sim 10,000$ K, there should be a deficit of cooler systems with lower mass companions. We only include ELM WD companions to two MSPs in Figure 8, but there are many MSPs with suspected ELM WD companions. In most cases, the companions are too faint for optical spectroscopy. The companions

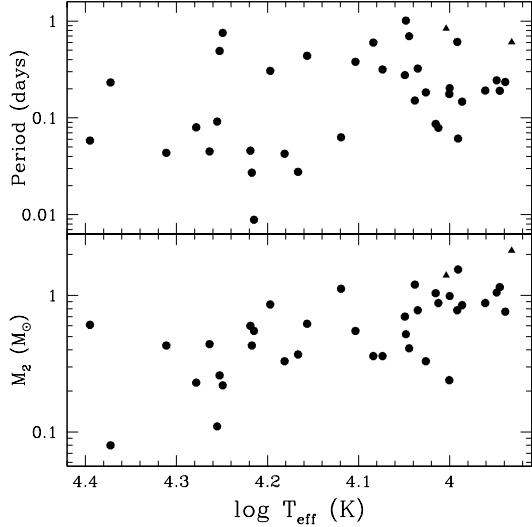


FIG. 8.— Periods and companion masses versus temperatures for the 36 ELM WD binary systems in our sample (dots) plus the ELM WD companions to the MSPs PSR J1012+5307 and PSR J1911-5958A (triangles). We plot the companion masses assuming $i = 60^\circ$ when the orbital inclination is unknown.

to the majority of these pulsars are ~ 10 Gyr old, hence they should be ~ 4000 K WDs (see Durant et al. 2012). Hence, there are many examples of cool WDs with massive (neutron star) companions.

5. CONCLUSIONS

We present seven new ELM WD binary systems, including five new merger systems. The shortest period system in

the new sample is J1056+6536, with an orbital period of 62.7 min; it will merge within 85 Myr due to gravitational wave radiation. We have now identified 24 merging WD systems in the ELM Survey, quintupling the number of double WD systems known. We present an overview of the characteristics of this sample, including the period and mass distributions. Surface detonations due to instabilities in the accretion stream are unlikely for these systems. Hence, we expect merging ELM WD systems to evolve into stable mass-transfer AM CVn or unstable mass-transfer (merger) systems that would lead to the formation of single subdwarf, extreme helium star, or massive WDs. There are about a dozen ELM WD systems with extreme mass ratios that are potential progenitors of AM CVn systems and supernovae Ia explosions.

We discuss the expected gravitational wave strain for our targets. There are six ELM WDs that may be detected by a LISA-like mission with a signal-to-noise ratio of ≥ 1 after one year of observations. The remaining targets will be part of the Galactic foreground for gravitational wave detectors at low frequencies. We expect that our continuing observations will lead to more merging ELM WD discoveries, and improved constraints on the nature of their companions and their gravitational wave signal.

We thank M. Alegria, J. McAfee, A. Milone, and J. DiMiceli for their assistance with observations at the MMT Observatory. COH is supported by NSERC and an Ingenuity New Faculty Award. MAA gratefully acknowledges *Chandra* grant GO1-12019X for support of portions of this program.

Facilities: MMT (Blue Channel Spectrograph), CXO (ACIS)

REFERENCES

- Agüeros, M. A., Camilo, F., Silvestri, N. M., Kleinman, S. J., Anderson, S. F., & Liebert, J. W. 2009a, *ApJ*, 697, 283
- Agüeros, M. A., et al. 2009, *ApJ*, 700, L123
- Allende Prieto, C., Beers, T. C., Wilhelm, R., et al. 2006, *ApJ*, 636, 804
- Badenes, C., Mullally, F., Thompson, S. E., & Lupton, R. H. 2009, *ApJ*, 707, 971
- Bassa, C. G., van Kerkwijk, M. H., Koester, D., & Verbunt, F. 2006, *A&A*, 456, 295
- Beloborodov, A. M. 2002, *ApJ*, 566, L85
- Bildsten, L., Shen, K. J., Weinberg, N. N., & Nelemans, G. 2007, *ApJ*, 662, L95
- Bogdanov, S., Grindlay, J. E., & Rybicki, G. B. 2006, *ApJ*, 648, L55
- Brown, W. R., Geller, M. J., Kenyon, S. J., & Kurtz, M. J. 2006, *ApJ*, 647, 303
- Brown, W. R., Kilic, M., Allende Prieto, C., & Kenyon, S. J. 2010, *ApJ*, 723, 1072
- Brown, W. R., Kilic, M., Allende Prieto, C., & Kenyon, S. J. 2011, *MNRAS*, 411, L31
- Brown, J. M., Kilic, M., Brown, W. R., & Kenyon, S. J. 2011, *ApJ*, 730, 67
- Brown, W. R., Kilic, M., Hermes, J. J., et al. 2011, *ApJ*, 737, L23
- Brown, W. R., Kilic, M., Allende Prieto, C., & Kenyon, S. J. 2012, *ApJ*, 744, 142
- Dan, M., Rosswog, S., Guillochon, J., & Ramirez-Ruiz, E. 2011, *ApJ*, 737, 89
- De Marco, O., Passy, J.-C., Moe, M., et al. 2011, *MNRAS*, 411, 2277
- Dickey, J. M., & Lockman, F. J. 1990, *ARA&A*, 28, 215
- Durant, M., Kargaltsev, O., Pavlov, G. G., et al. 2012, *ApJ*, 746, 6
- Eisenstein, D. J., et al. 2006, *ApJS*, 167, 40
- Guillochon, J., Dan, M., Ramirez-Ruiz, E., & Rosswog, S. 2010, *ApJ*, 709, L64
- Heinke, C. O., Grindlay, J. E., Edmonds, P. D., Cohn, H. N., Lugger, P. M., Camilo, F., Bogdanov, S., & Freire, P. C. 2005, *ApJ*, 625, 796
- Hermes, J. J., Kilic, M., Brown, W. R., Montgomery, M. H., & Winget, D. E., 2012, *ApJ*, in press, arXiv:1202.4202
- Iben, I., Jr., & Tutukov, A. V. 1984, *ApJS*, 54, 335
- Kawka, A., Vennes, S., & Vaccaro, T. R. 2010, *A&A*, 516, L7
- Kenyon, S. J. & Garcia, M. R. 1986, *AJ*, 91, 125
- Kilic, M., Brown, W. R., Allende Prieto, C., Pinsonneault, M. H., & Kenyon, S. J. 2007, *ApJ*, 664, 1088
- Kilic, M., Brown, W. R., Allende Prieto, C., Swift, B., Kenyon, S. J., Liebert, J., & Agüeros, M. A. 2009, *ApJ*, 695, L92
- Kilic, M., Brown, W. R., Allende Prieto, C., Kenyon, S. J., & Panei, J. A. 2010, *ApJ*, 716, 122
- Kilic, M., Allende Prieto, C., Brown, W. R., et al. 2010, *ApJ*, 721, L158
- Kilic, M., Brown, W. R., Allende Prieto, C., et al. 2011, *ApJ*, 727, 3
- Kilic, M., Brown, W. R., Kenyon, S. J., et al. 2011, *MNRAS*, 413, L101
- Kilic, M., Brown, W. R., Hermes, J. J., et al. 2011, *MNRAS*, 418, L157
- Kleinman, S. J. 2010, in Werner K., Rauch T., eds, *AIP Conf. Ser. Vol. 1273*, 17th. European White Dwarf Workshop. Am. Inst. Phys., New York, p.156
- Kroupa, P., & Tout, C. A. 1997, *MNRAS*, 287, 402
- Kulkarni, S. R., & van Kerkwijk, M. H. 2010, *ApJ*, 719, 1123
- Kurtz, M. J., & Mink, D. J. 1998, *PASP*, 110, 934
- Larson, S. L., Hiscock, W. A., & Hellings, R. W. 2000, *Phys. Rev. D*, 62, 062001
- Liebert, J., Bergeron, P., Eisenstein, D., Harris, H. C., Kleinman, S. J., Nitta, A., & Krzesinski, J. 2004, *ApJ*, 606, L147
- Marsh, T. R., Dhillon, V. S., & Duck, S. R. 1995, *MNRAS*, 275, 828
- Marsh, T. R., Nelemans, G., & Steeghs, D. 2004, *MNRAS*, 350, 113
- Marsh, T. R., Gänsicke, B. T., Steeghs, D., et al. 2011, *ApJ*, 736, 95
- Massey, P., Strobel, K., Barnes, J. V., & Anderson, E. 1988, *ApJ*, 328, 315
- Monet, D. G., et al. 2003, *AJ*, 125, 984
- Mullally, F., Badenes, C., Thompson, S. E., & Lupton, R. 2009, *ApJ*, 707, L51
- Munn, J. A., et al. 2004, *AJ*, 127, 3034
- Napiwotzki, R., Edelmann, H., Heber, U., Karl, C., Drechsel, H., Pauli, E.-M., & Christlieb, N. 2001, *A&A*, 378, L17
- Napiwotzki, R., et al. 2007, in Napiwotzki R., Burleigh M. R., eds, *ASP Conf. Ser. Vol. 372*, 15th European Workshop on White Dwarfs, Astron. Soc. Pac., San Francisco, p.387
- Nelemans, G., Yungelson, L. R., Portegies Zwart, S. F., & Verbunt, F. 2001, *A&A*, 365, 491
- Nelemans, G., Yungelson, L. R., & Portegies Zwart, S. F. 2001, *A&A*, 375, 890
- Nelemans, G., Napiwotzki, R., Karl, C., et al. 2005, *A&A*, 440, 1087
- Nelemans, G. 2009, *Classical and Quantum Gravity*, 26, 094030
- Panei, J. A., Althaus, L. G., Chen, X., & Han, Z. 2007, *MNRAS*, 382, 779
- Parsons, S. G., Marsh, T. R., Gänsicke, B. T., Drake, A. J., & Koester, D. 2011, *ApJ*, 735, L30
- Roelofs, G. H. A., Groot, P. J., Benedict, G. F., McArthur, B. E., Steeghs, D., Morales-Rueda, L., Marsh, T. R., & Nelemans, G. 2007, *ApJ*, 666, 1174
- Serenelli, A. M., Althaus, L. G., Rohrmann, R. D., & Benvenuto, O. G. 2001, *MNRAS*, 325, 607

- Serenelli, A. M., Althaus, L. G., Rohrmann, R. D., & Benvenuto, O. G. 2002, MNRAS, 337, 1091
- Steinfadt, J. D. R., Kaplan, D. L., Shporer, A., Bildsten, L., & Howell, S. B. 2010, ApJ, 716, L146
- van Kerkwijk, M. H., Bergeron, P., & Kulkarni, S. R. 1996, ApJ, 467, L89
- van Leeuwen, J., Ferdman, R. D., Meyer, S., & Stairs, I. 2007, MNRAS, 374, 1437
- Vennes, S., Kawka, A., Vaccaro, T. R., & Silvestri, N. M. 2009, A&A, 507, 1613
- Vennes, S., Thorstensen, J. R., Kawka, A., et al. 2011, ApJ, 737, L16
- Voges, W., et al. 1999, A&A, 349, 389
- Webbink, R. F. 1984, ApJ, 277, 355
- Woods, T. E., Ivanova, N., van der Sluys, M. V., & Chaichenets, S. 2012, ApJ, 744, 12
- Zorotovic, M., Schreiber, M. R., Gänsicke, B. T., et al. 2011, A&A, 536, L3

APPENDIX

DATA TABLE

Table A1 presents our radial velocity measurements. The table columns include object name, heliocentric Julian date, heliocentric radial velocity, and velocity error.

TABLE A1
RADIAL VELOCITY MEASUREMENTS

Object	HJD −2455000	v_{helio} (km s ^{−1})
J0730+1703	276.61626	181.3 ± 19.7
...	276.62942	170.6 ± 20.0
...	276.64002	222.1 ± 12.5
...	276.71921	247.5 ± 41.1
...	276.73155	229.0 ± 37.7
...	276.74215	196.9 ± 25.6
...	277.70070	19.2 ± 40.2
...	277.70785	6.5 ± 32.3
...	277.71731	−76.7 ± 32.5
...	277.72444	32.7 ± 34.2
...	277.73157	55.5 ± 56.1
...	277.74074	−38.2 ± 25.0
...	277.74787	−0.7 ± 22.1
...	277.75503	−21.9 ± 28.7
...	511.90070	197.5 ± 14.4
...	512.90032	−36.2 ± 16.8
...	531.84848	77.1 ± 31.4
...	532.03716	205.2 ± 27.1
...	532.85434	189.4 ± 17.3
...	532.90336	143.7 ± 21.9
...	533.85381	−82.8 ± 32.8
...	533.88356	34.2 ± 21.0
...	863.92955	228.2 ± 18.3
...	864.92766	1.7 ± 19.4
...	865.92156	244.4 ± 20.1
...	866.98989	33.8 ± 15.1
J0825+1152	511.93759	353.2 ± 18.4
...	512.91128	−52.6 ± 22.2
...	531.85847	−123.4 ± 16.0
...	531.91384	−54.4 ± 13.8
...	531.92100	−218.1 ± 8.7
...	531.94606	216.5 ± 11.1
...	531.95182	354.8 ± 10.5
...	531.95851	315.3 ± 9.4
...	531.96428	202.1 ± 12.9
...	531.97084	−18.3 ± 8.6
...	531.97659	−191.9 ± 10.8
...	531.98313	−265.2 ± 12.0
...	531.98892	−242.8 ± 12.2
...	531.99471	−102.6 ± 13.5
...	532.04551	−296.6 ± 24.4
...	533.03989	−177.6 ± 10.9
...	533.87295	329.5 ± 12.5
J0845+1624	511.95127	49.5 ± 52.7
...	512.92221	−26.8 ± 33.7
...	532.96104	103.7 ± 17.5
...	532.97245	57.5 ± 16.0
...	532.98316	31.5 ± 16.2
...	533.86319	88.9 ± 12.4
...	533.89494	10.8 ± 24.2
...	623.78330	45.0 ± 22.1
...	674.63745	24.3 ± 28.2
...	674.71316	−49.1 ± 30.2
...	688.68475	68.1 ± 32.1
...	689.64873	54.2 ± 37.6
...	689.65468	120.3 ± 38.6

TABLE A1 — *Continued*

Object	HJD −2455000	v_{helio} (km s ^{−1})
...	689.67658	105.0 ± 56.3
...	689.68299	57.2 ± 48.0
...	690.67644	28.7 ± 33.4
...	690.68216	−96.2 ± 30.6
...	690.68934	−72.6 ± 34.3
...	690.69542	−35.4 ± 70.8
...	862.98606	−1.4 ± 63.0
...	863.98615	17.6 ± 19.2
...	864.94448	72.9 ± 24.8
...	865.94358	−57.9 ± 36.9
...	866.99856	4.1 ± 18.9
J1005+0542	511.01107	85.8 ± 27.9
...	512.95624	−186.5 ± 37.0
...	532.99457	142.7 ± 14.1
...	533.00541	104.4 ± 16.4
...	533.01497	18.4 ± 19.7
...	533.90538	169.0 ± 15.6
...	533.99118	−144.5 ± 20.8
...	534.00134	−192.4 ± 24.2
...	534.01081	−178.6 ± 18.4
...	534.02108	−173.4 ± 40.5
...	534.02892	−251.8 ± 28.7
...	623.85700	−173.6 ± 28.1
...	674.65150	−112.3 ± 30.8
...	675.63714	233.3 ± 57.1
...	675.64309	196.8 ± 21.1
...	688.69748	−132.8 ± 39.4
...	863.00494	−77.0 ± 29.0
...	863.99366	230.6 ± 19.2
...	864.99933	55.5 ± 28.6
...	865.98630	−253.7 ± 24.3
J1005+3550	533.03024	−198.2 ± 19.0
...	533.04821	−180.6 ± 14.3
...	533.92569	−285.7 ± 26.5
...	533.93074	−155.7 ± 52.4
...	533.93717	−126.6 ± 27.6
...	533.94455	−110.7 ± 8.9
...	533.95157	−74.1 ± 7.0
...	533.95768	−52.8 ± 7.6
...	533.96344	−55.0 ± 7.0
...	533.97009	−31.0 ± 8.1
...	533.97583	−17.1 ± 6.6
...	533.98159	−26.6 ± 6.0
...	534.04233	−275.0 ± 16.5
...	534.04776	−296.7 ± 13.3
...	674.66205	−107.2 ± 33.8
...	674.66829	−51.6 ± 18.6
...	674.72501	−256.6 ± 6.5
...	674.73147	−273.9 ± 9.6
...	675.69163	−114.9 ± 23.8
...	675.71884	−65.9 ± 16.3
...	676.68329	−292.5 ± 29.2
...	689.75147	−324.6 ± 9.5
J1056+6536	622.85315	−149.9 ± 15.8
...	674.74035	59.2 ± 24.2
...	674.75039	−255.4 ± 22.0
...	674.75893	−141.8 ± 23.9
...	674.76777	164.4 ± 28.4
...	674.77358	225.2 ± 22.4
...	674.77943	256.7 ± 35.8
...	674.78772	−89.6 ± 27.4
...	676.78869	−216.8 ± 48.7
...	676.79582	−241.5 ± 59.9
...	688.77342	−12.0 ± 14.5
...	688.77879	139.2 ± 16.3
...	688.78617	228.2 ± 44.2
...	688.79154	131.4 ± 29.3
J2103−0027	384.92248	200.9 ± 10.9
...	384.93609	214.8 ± 7.4
...	385.89359	−38.5 ± 7.3
...	385.92301	168.1 ± 13.5
...	387.91069	−153.7 ± 9.2
...	387.91855	48.3 ± 11.7
...	387.93947	85.2 ± 7.4
...	387.94731	152.7 ± 9.9

TABLE A1 — *Continued*

Object	HJD −2455000	v_{helio} (km s ^{−1})
...	387.95648	165.2 ± 12.5
...	387.96676	250.5 ± 10.9
...	395.88891	213.2 ± 42.6
...	395.89969	199.1 ± 7.4
...	395.91083	130.1 ± 13.1
...	395.92039	95.9 ± 14.8
...	395.96147	−244.4 ± 6.9
...	395.97105	−294.8 ± 9.2
...	395.97876	−340.6 ± 8.7
...	396.90619	194.9 ± 9.4
...	396.91563	176.7 ± 11.2
...	396.92394	161.4 ± 14.0
...	396.95404	−19.8 ± 8.8
...	396.96331	−132.6 ± 10.7
...	531.61404	−204.9 ± 29.1