

Crystal, Superfluids, Supersolid and Hetero-Structure in System of Two-Component Strongly-Correlated Bosons in a Cubic Optical Lattice

Ikuro Ichinose, Takumi Ishima, Naohiro Kobayashi, and Yoshihito Kuno
Department of Applied Physics, Nagoya Institute of Technology, Nagoya, 466-8555, Japan
 (Dated: February 19, 2022)

In the present paper, we study finite-temperature phase structure of two-component hard-core bosons in a cubic optical lattice. The system that we study in the present paper is an effective model for the Bose-Hubbard model with strong on-site repulsions and is called bosonic t-J model. This model is a bosonic counterpart of the t-J model for the strongly-correlated electron systems like the high-temperature superconducting materials. We study the model by means of path-integral methods and Monte-Carlo simulations. We found that this system has a very rich phase structure including checkerboard-type “insulating” state, superfluid, phase-separated state, inhomogeneous cloudlet state, etc. We are also interested in the possible supersolid phase with both the checkerboard order and superfluidity and found that additional nearest-neighbor inter-species attractive force induces the supersolid state. In the supersolid state, paired superfluid appears in addition to the superfluid of single atom. This result gives important insight into mechanism of the high-temperature superconductivity of the cuprate.

PACS numbers: 67.85.Hj, 75.10.-b, 03.75.Nt

I. INTRODUCTION

In the last decade, system of ultra-cold atoms has been one of the most actively studied area in atomic and condensed matter physics. Its various physical properties have been investigated quite intensively by both experimental and theoretical methods[1]. As dimensionality and interactions between particles are highly controllable and also there are no effects of impurities and defects, cold atomic system in an optical lattice is regarded as a “final simulator” for quantum many-body systems and it sometimes elevates a purely academic theoretical model to a realistic one.

It is also expected that obtained knowledge of cold atomic systems gives useful insights into physical properties of strongly-correlated many-body systems. In the present paper, we shall investigate a system of two-component bosons with strong repulsions. We shall first introduce a bosonic t-J model, which is an effective model of the Bose-Hubbard model[2] with strong on-site repulsive interactions between atoms[3–5]. The original t-J model of fermions is a canonical model for the high-temperature (T) superconducting (SC) materials[6]. The fermionic t-J model has been studied quite intensively since the discovery of the high- T_c SC, but precise knowledge of its phase structure etc is still lacking partially because of difficulty of numerical study of the fermionic system. We expect that study on more tractable bosonic counterpart of the t-J model is useful to understand the strongly-correlated quantum systems including high- T_c materials. This is one of our motivation to study the bosonic t-J model.

Another motivation of the present study is to see if some exotic state like the supersolid (SS), which was theoretically predicted in single-component boson systems, exists in the multi-component system. In 2004, it was reported that the SS state of ^4He , i.e., solid with superfluidity (SF), was observed by experiment[7]. Soon after this report, possibility of SS in cold atom systems was theoretically investigated. Study of the hard-core bosons on a square lattice concluded that the realization of the SS was difficult in that system unless a long-range interaction exists[8]. On the other hand for the hard-core bosons on a triangular lattice, parameter region for possible SS state has been clarified[9]. In the SS of single-component boson, a density wave and SF coexist. In the present paper, we shall study the possibility of SS in the two-component hard-core boson systems. It should

be remarked that the SS state *with paired superfluid and checkerboard order* in the bosonic system corresponds to the coexisting phase of the antiferromagnetism (AF) and SC in the electron system. Recently this AF and SC coexisting phase was really observed for highly homogeneous samples of high- T_c materials[10]. Then it is quite interesting to see how the SS emerges in the present system.

This paper is organized as follows. In Sec.II, we shall briefly review the derivation of the t-J model from the Bose-Hubbard model. Slave-particle operators are introduced to express faithfully the hard-core nature of two-component bosons. Then the model is studied by the mean-field theory. Obtained phase structure at the total filling factor less than unity is shown. In particular, the phase diagram contains the parameter region corresponding to the SS. In Sec.III, we study the system by means of Monte-Carlo (MC) simulations. The system in grand-canonical ensemble is studied rather in detail. At vanishing hopping of bosons, the system reduces to a spin model. As it was already shown in the previous paper[5], this system has three phases at finite T , i.e., antiferromagnetic (AF), ferromagnetic (FM) and paramagnetic (PM) phases in terminology of spin model. Then we turn on the hopping amplitude to investigate how the SF state appears. All the above three phases result in the SF phase as the hopping amplitude is increased. We are particularly interested in phase transition from the checkerboard insulating phase (AF phase) to the SF. It is verified that the phase transition is of first order with a large hysteresis loop. This result indicates that a coexisting phase of the AF solid and the SF may appear. We show that a phase separated (PS) state of the above two phases really exists at certain parameters. We investigate whether the Josephson-like tunneling of SF through AF solid takes place.

In Sec.IV, we study the system in canonical ensemble with fixed total particle number. Starting from the AF solid, we increase the hopping amplitude and study how phase of the system evolves. We found that the system behaves rather differently depending on the density of atoms. At low-density region, there exists a single phase transition to the SF. On the other hand for high-density region, we found another phase besides those observed in grand-canonical ensemble. This new phase is composed of SF cloudlets (finite magnitude of droplets) in the AF solid background. The system evolves as AF crystal \rightarrow cloudlet state \rightarrow PS state \rightarrow SF. Physical properties of each phase are investigated by calculating correlation functions and snapshots. In Sec.V, we study effects of nearest-neighbor (NN) interaction between atoms. In particular we are interested in relation between a paired SF (PSF) [11] and the AF order. In the absence of the NN interspecies attractive force, the PSF does not appear and the SF of one-body atom has no AF long-range order. However we found that by adding the NN interactions between atoms, the state with both the PSF and AF order emerges. This result gives an important implication to mechanism of the high- T_c SC of the cuprates. Section VI is devoted for conclusion.

II. MODEL HAMILTONIAN AND SLAVE-PARTICLE REPRESENTATION

As explained in the introduction, we shall study the t-J model of hard-core bosons in the cubic lattice at finite temperature (T)[5, 12]. Hamiltonian of the t-J model is derived from the Bose-Hubbard model whose Hamiltonian is given as,

$$\begin{aligned}
 H_{\text{Hub}} = & - \sum_{r,i=1}^3 t_a (a_{r+i}^\dagger a_i + \text{h.c.}) - \sum_{r,i=1}^3 t_b (b_{r+\mu}^\dagger b_r + \text{h.c.}) + U \sum_r (n_{ar} - \frac{1}{2})(n_{br} - \frac{1}{2}) \\
 & + \frac{1}{2} \sum_{r,\alpha=a,b} V_\alpha n_{\alpha r} (n_{\alpha r} - 1) - \sum_{r,\alpha=a,b} \mu_{c\alpha} n_{\alpha r},
 \end{aligned} \tag{2.1}$$

where r denotes site of the cubic lattice, $i(= 1, 2, 3)$ is the unit vector in the i -th direction (it also sometimes denotes the direction index), and a_r and b_r are boson annihilation operators. n_α is the number operator of the boson α , and therefore U and V_α are inter-species and intra-species interactions, respectively. In the present paper, we shall consider the case $t_a, t_b \ll U, V_a, V_b$, and *the total filling factor of bosons at each site less than unity*[13]. Furthermore we set $t_a = t_b = t$ and $V_a = V_b$ and also the chemical potential $\mu_{ca} = \mu_{cb}$. Recently studied ^{85}Rb - ^{87}Rb atomic system is a typical example corresponding to the present model[14]. More general cases like $t_a \neq t_b$ will be studied in a future publication.

Effective Hamiltonian in the large on-site repulsion limit, which is called bosonic t-J model, can be obtained by the standard methods of expansion in powers of t/U and t/V ,

$$H_{\text{tJ}} = - \sum_{r,i=1}^3 t(a_{r+i}^\dagger a_r + b_{r+i}^\dagger b_r + \text{h.c.}) + J_z \sum_{r,i} S_{r+i}^z S_r^z - J_\perp \sum_{r,i} (S_{r+i}^x S_r^x + S_{r+i}^y S_r^y) - \sum_r \mu_{cr} (1 - n_{ar} - n_{br}), \quad (2.2)$$

where pseudo-spin operator $\vec{S}_r = \frac{1}{2} B_r^\dagger \vec{\sigma} B_r$ with $B_r = (a_r, b_r)^t$, $\vec{\sigma}$ is the Pauli spin matrices, and up to the second order of the expansion

$$J_z = \frac{4t^2}{U} - \frac{4t^2}{V}, \quad J_\perp = \frac{2t^2}{U}. \quad (2.3)$$

In Eq.(2.2) μ_{cr} is the chemical potential of hole *at site* r . In the following discussion, we shall treat t , J_z and J_\perp as free parameters. After obtaining the critical couplings etc, we shall return to the expression (2.3) and discuss the relation to the Hubbard model. In the system H_{tJ} in Eq.(2.2), the physical state at each site r is expanded by three orthogonal basis state vectors $\{|0\rangle, |a\rangle = a_r^\dagger|0\rangle, |b\rangle = b_r^\dagger|0\rangle\}$, where $|0\rangle$ is the empty state of the bosons.

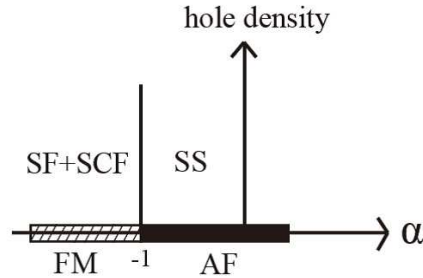


FIG. 1: Phase structure of model in α -hole density plane obtained by MFT, where $\alpha = -J_\perp/J_z$. SCF stands for supercounter flow and SS for supersolid.

Before going into detailed numerical study on the system, it is useful to investigate the groundstate properties of the model by the mean-field theory (MFT). We use a variational wave function of bosons that has a site-factorized form,

$$|\Psi\rangle = \prod_r \left[\sin \frac{\theta_r}{2} \left(\sin \frac{\chi_r}{2} a_r^\dagger + \cos \frac{\chi_r}{2} b_r^\dagger \right) + \cos \frac{\theta_r}{2} \right] |0\rangle. \quad (2.4)$$

It is straightforward to calculate the expectation value of the Hamiltonian H_{tJ} (2.2) in the state $|\Psi\rangle$. From $E_{\text{tJ}} = \langle H_{\text{tJ}} \rangle$, we can obtain a phase diagram of the bosonic t-J model at vanishing T . Details

have been already published in the previous paper[5], and therefore here we only show the phase diagram in Fig.1. At the total filling factor unity, the system H_{tJ} reduces to the spin model, the anisotropic Heisenberg model. We introduce parameter $\alpha = -J_{\perp}/J_z$ for the anisotropy. At $\alpha = -1$, phase transition takes place, and for $\alpha > -1$ antiferromagnetic (AF) phase with $\chi_{r=\text{even}} \neq \chi_{r=\text{odd}}$ appears whereas for $\alpha < -1$ the pure ferromagnetic (FM) phase with $\chi_r = \frac{\pi}{2}$ is realized. For the original atomic model, the AF phase corresponds to the state with the checkerboard symmetry of a and b atoms. On the other hand, the FM long-range order (LRO) means nonvanishing condensation $\langle a_r^\dagger b_r \rangle \neq 0$, and sometimes it is called supercounter flow (SCF) in the original atomic system. As holes are doped, SF state with single-atom condensation $\langle a_r \rangle = \langle b_r \rangle \neq 0$ takes place. In particular, the state with AF+SF is called supersolid (SS) as it has not only the checkerboard symmetry but also off-diagonal LRO of the SF.

For numerical calculation, it is necessary to express the physical state $|\text{phys}\rangle$ in the constrained Hilbert space faithfully. To this end, we introduce the following slave-particle representation[5],

$$a_r = \phi_r^\dagger c_{r1}, \quad b_r = \phi_r^\dagger c_{r2}, \quad (2.5)$$

$$\left(\phi_r^\dagger \phi_r + c_{r1}^\dagger c_{r1} + c_{r2}^\dagger c_{r2} - 1 \right) |\text{phys}\rangle = 0, \quad (2.6)$$

where ϕ_r is a hard-core boson and $c_{r\ell=1,2}$ is an ordinary boson. Equation (2.6) is the local constraint on the physical state. From Eq.(2.5), the hard-core boson ϕ_r creates the empty state of the original bosons a_r and b_r , whereas c_{r1} (c_{r2}) creates the state of $a_r^\dagger|0\rangle$ ($b_r^\dagger|0\rangle$), i.e.,

$$|0\rangle \leftrightarrow \phi_r^\dagger |\Omega\rangle, \quad a_r^\dagger |0\rangle \leftrightarrow c_{r1}^\dagger |\Omega\rangle, \quad b_r^\dagger |0\rangle \leftrightarrow c_{r2}^\dagger |\Omega\rangle, \quad (2.7)$$

where $|\Omega\rangle$ is the empty state of the slave particles.

In order to express the local constraint (2.6) in more convenient way, we introduce a CP^1 boson (the Schwinger boson) $z_{r\ell}$,

$$c_{r\ell} = (1 - \phi_r^\dagger \phi_r) z_{r\ell}, \quad (\ell = 1, 2) \\ \left(\sum_{\ell=1,2} z_{r\ell}^\dagger z_{r\ell} - 1 \right) |\text{phys}\rangle_z = 0. \quad (2.8)$$

It is easily verified that Eq.(2.6) is satisfied by Eq.(2.8). The hard-core boson ϕ_r itself can be expressed in terms of another CP^1 boson $w_{r\ell}$ as follows,

$$\phi_r = w_{r2}^\dagger w_{r1}, \quad \left(\sum_{\ell=1,2} w_{r\ell}^\dagger w_{r\ell} - 1 \right) |\text{phys}\rangle_w = 0. \quad (2.9)$$

It is easily verified $[\phi_r, \phi_r^\dagger]_+ = 1$, and operators ϕ_r^\dagger , $\phi_{p \neq r}$ etc commute with each other. From Eq.(2.9), it is obvious that $|0\rangle_\phi = w_{r2}^\dagger |0\rangle_w$ and $\phi_r^\dagger |0\rangle_\phi = w_{r1}^\dagger |0\rangle_w$. The effective Hamiltonian H_{tJ} can be easily expressed in terms of the CP^1 bosons $z_{r\ell}$ and $w_{r\ell}$.

III. SYSTEM IN GRAND-CANONICAL ENSEMBLE REVISITED: MONTE-CARLO SIMULATIONS

In this section, we study the system in the grand-canonical ensemble(GCE). Some results were already reported in the previous papers[5]. In the present section, we shall study the system in an *inhomogeneous chemical potential* μ_{cr} and physical properties of a hetero-structure of the AF state and superfluid. In the cold atom system in an optical lattice, the system in the GCE corresponds to the case of nearly flat confining potential. See Fig.2. Generally speaking, around a first-order phase transition point at which particle density changes drastically, very subtle adjustment of the

chemical potential is required to study the critical behavior of the system. Study of the system in the canonical ensemble (CE) with fixed particle density is complementary and helpful for investigation of first-order phase transition. In the present paper, the study of the system in the CE will be reported in the following section.



FIG. 2: Physical picture of GCE, in which density of atoms is controlled by chemical potential.

Partition function of the system in the GCE at temperature T , Z_{GCE} , is given by the path-integral methods as follows[5],

$$Z_{\text{GCE}} = \int [D\bar{w}DwD\bar{z}Dz] e^{-\beta H_{\text{tJ}}(\bar{w}, w, \bar{z}, z)}, \quad (3.1)$$

where $\beta = 1/(k_{\text{B}}T)$ and the Hamiltonian $H_{\text{tJ}}(\bar{w}, w, \bar{z}, z)$ is obtained from H_{tJ} in Eq.(2.2) by substituting the CP^1 variables z_r and w_r for the CP^1 operators. We have numerically studied the system (3.1) and obtained phase diagram[5] by calculating the internal energy E and the specific heat C , which are defined by

$$E = \frac{1}{L^3} \langle \beta H_{\text{tJ}}(\mu_{\text{cr}} = 0) \rangle, \quad C = \frac{1}{L^3} \langle (\beta H_{\text{tJ}}(\mu_{\text{cr}} = 0) - E)^2 \rangle, \quad (3.2)$$

where L is the linear system size. We impose the periodic boundary condition for practical calculation, and use the following *dimensionless parameters* for describing phase diagram etc,

$$c_1 = \beta J_z, \quad c_3 = \beta t, \quad \alpha = -J_{\perp}/J_z. \quad (3.3)$$

A. Phase diagram

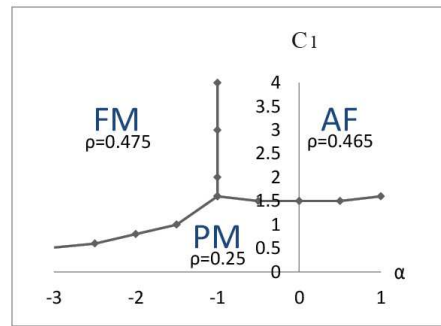


FIG. 3: Phase structure of model for $t = \mu_{\text{c}} = 0$ in $\alpha - c_1$ plane, where $\alpha = -J_{\perp}/J_z$ and $c_1 = \beta J_z$. There are three phases, PM, AF and FM phases. Physical meaning of each phase is explained in the text. Typical value of particle density $\rho = \langle a_r^\dagger a_r \rangle = \langle b_r^\dagger b_r \rangle$ in each phase is also shown.

We first consider the case of $t = 0$, i.e., the system without particle hopping. In Fig.3, we show the obtained phase diagram in the $\alpha - c_1$ plane for $\mu_{\text{cr}} = 0$ and $c_1 > 0$. Details of the calculation have been already reported in the previous paper[5]. There are three phases, paramagnetic (PM),

z -component-AF and xy -component-FM phases. At high- T , the system is in the PM phase without any long-range order, as it is expected. As T is lowered, phase transition to the AF or FM phase takes place. The AF state corresponds to the checkerboard state and the FM state to the state with the SCF $\langle a_r^\dagger b_r \rangle \neq 0$, as we explained in Sec.II. These phase transitions are of second order. In the low- T region, there exists a line of the phase boundary between the AF and FM phases at $\alpha = -1$ as predicted by the MFT. On the line $\alpha = -1$, the pseudo-spin symmetry is enhanced to $SU(2)$ as the inter-species and intra-species interactions between atoms are the same, otherwise the symmetry is $U(1) \times Z_2$, i.e., global rotation of (S_r^x, S_r^y) and reflection $S_r^z \rightarrow -S_r^z$. The enhancement of the symmetry at $\alpha = -1$ is seen by the redefinition of operators as $a_r \rightarrow -a_r$ for $r \in \text{odd site}$. By this redefinition, $(S_r^x, S_r^y) \rightarrow -(S_r^x, S_r^y)$ for $r \in \text{odd site}$, and then $J_\perp \rightarrow -J_\perp$. For ferroelectric materials, similar transition line to the present $\alpha = -1$ one is called a morphotropic phase boundary and plays a very important role[15].

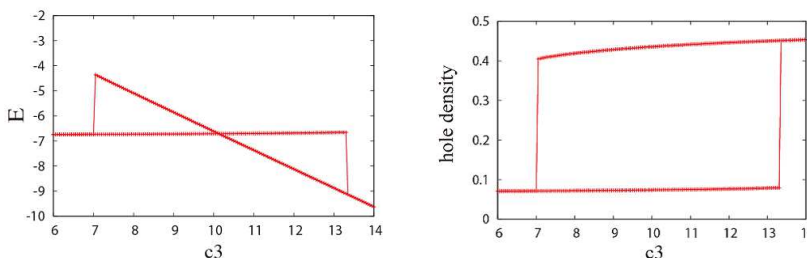


FIG. 4: Internal energy and hole density as a function of $c_3 = \beta t$ for $c_1 = 3.0$ and $\alpha = -0.5$. Phase transition from AF state to SF is of first order.

Let us turn on the hopping amplitude t . We choose typical three points in the $\alpha - c_1$ plane for each of the three phases existing at $t = 0$, and investigated how the phases change as the value of $c_3 = \beta t$ is increased. We have found that all of the three phases make phase transition to the SF phase. In Fig.4, we show E and hole density for the phase transition from the AF phase to SF. These results were obtained by the MC simulations of local-update Metropolis algorithm. More elaborate update methods slightly decreases the region of the hysteresis loop[5]. From the above calculations, it is obvious that the phase transition is of first order. To verify the finite superfluidity, we calculated the boson correlation function $\langle B_0^\dagger \cdot B_r \rangle$, and found it has a nonvanishing correlation as $r \rightarrow \text{large}$ after the phase transition. We also have measured the spin correlation function and found that the SF phase has a FM spin correlation. Physical meaning of the appearance of the FM correlation has been explained in the previous paper[5](see also discussion in Sec.IV). Emergence of the first-order phase transition stems from the fact that both of the phases separated by the phase transition have the LRO's, i.e., the AF and SF+FM orders, respectively.

Existence of the first-order phase transition suggests an interesting possibility of various phases in the parameter region of hysteresis loop, e.g., (i) phase separation (PS) of AF state and SF, (ii) supersolid with coexistence of the global AF order and SF, (iii) *quantum superposed state of the AF and SF cloudlets*. We have studied the above problem in both the GCE and the canonical ensembles. In the GCE of a constant chemical potential, in which the average number density is *not* conserved as the parameters in the Hamiltonian vary, we have found that in most of the parameter region only either of the AF solid or SF is stable in the *flat potential* with $\mu_{cr} = \text{constant}$, and the values of parameters t and μ_{cr} control which phase appears. In fact, we choose an inhomogeneous state as an initial state and update the configuration by means of the standard Metropolis algorithm. After 10^5 updates, the whole system tends to become either the AF state with checkerboard order or the SF with intermediate homogeneous hole density. Only at very specific value of $c_{3c} = 9.362$, the stable PS state of the AF and SF phases appears. This means that the genuine first-order phase transition

takes place at $c_{3c} = 9.362$, and the system is composed of immiscible AF and SF domains at the phase transition point.

Here one should remark that the phase transition takes place at $\beta \frac{t^2}{U}$, $\beta \frac{t^2}{U} \sim O(1)$ and $\beta t \sim O(10)$. Then $\frac{t}{U}$, $\frac{t}{V} \sim O(\frac{1}{10})$. This means that the phase transition observed above in the t-J model also exists in the original Hubbard model.

B. Heterojunction of superfluid and AF crystal




FIG. 5: Heterojunction of SF and AF state. (Left) Initial state before update. (Right) After 8×10^5 sweeps. The central *bright* region is the AF solid state with *high particle density*, whereas the *dark* regions represent state of *high hole density*. Confining potential is given by the chemical potential with $\Lambda = 40$ and $N_\ell = 2$.

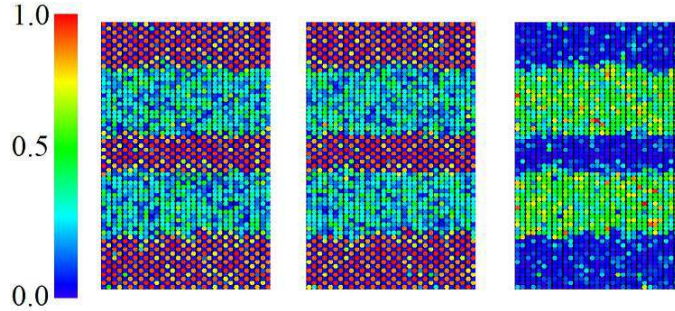


FIG. 6: Snapshots in a horizontal plane of heterojunction of SF and AF state in Fig.5. (Left) Density of *a*-atom (Center) Density of *b*-atom (Right) Density of hole. It is obvious that *a* atom and *b* atom reside on each sublattice in the AF region.

In the previous subsection, we showed that both the AF and SF states can coexist at the first-order phase transition region. In the GCE with constant chemical potential, either the AF or SF state is realized as a “homogeneous” state except at the genuine critical coupling $c_{3c} = 9.362$. However in the confinement potential of real experiments, the density of the atoms is inhomogeneous. In the central region in which the atomic density is higher, the AF state is expected to appear, whereas in the outer region the SF state with a lower atomic density is expected to appear. If the inhomogeneous PS state is realized around the first-order phase transition point, it resembles to the classical solid-fluid PS state like coexisting state of ice and water. However as the present system is a quantum system, one may expect that some interesting and characteristic phenomena of macroscopic quantum system occur in such a coexisting state. One example is a kind of the Josephson tunneling in a heterojunction

of the AF “crystal” state and SF. In the present case, the both AF state and SF are made of a and b atoms. Therefore, to study physical properties of heterojunction of these states is very interesting.

In this subsection, we study the above problem by means of MC simulations. To specify spatial direction of the AF layer, we introduce a “confining potential” in terms of the chemical potential μ_{cr} . In the practical calculation, we make an AF layer parallel to the $y - z$ plane at $x \sim 0$ by adjusting chemical potential as $\mu_{cr} = \Lambda(> 0)$ for $x = 0, \pm 1, \dots, \pm N_l$, and otherwise zero. As expected, a stable AF layer is generated after the MC local update of the system. We show some example in Figs.5 and 6. Please notice that we are employing the periodic BC.

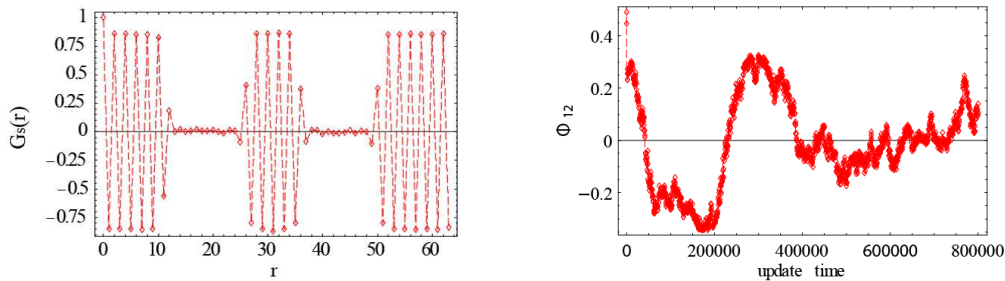


FIG. 7: Physical properties of heterojunction of SF and AF state. (Left) Spin correlation $G_S^\perp(r)$. There exists no spin correlations in SF region. (Right) Phase difference Φ_{12} of Bose condensates in two SF regions as a function of update. It fluctuates strongly.

We first show the spin correlation function for the above heterojunction,

$$G_S^\perp(r) = \langle \vec{S}_{r_0} \cdot \vec{S}_{r_0+r} \rangle, \quad (3.4)$$

where the site r_0 is located in one of the AF layers and r is a lattice vector perpendicular to the AF and SF layers. It is obvious that there exist no spin correlations in the SF regions, whereas in the AF regions the checkerboard configurations of a and b atoms are realized.

In this PS state, it is interesting to investigate if the tunneling of SF current takes place through the AF layer. To study this problem, we measured the correlation function of the bosons through the intermediate AF layer. If there exists a finite correlation between SF states separated by the AF layer, “Josephson tunneling” occurs as in the SC-insulator heterojunction. In Fig.7, we show the result of the SF correlation Φ_{12} that is defined as

$$\Phi_{12} = \text{Im} \left[\log \left(\langle B_{r_1}^\dagger \cdot B_{r_2} \rangle \right) \right], \quad (3.5)$$

where r_1 (r_2) is located inside of the left (right) SF layer in Fig.5. It is obvious that correlation of two SF states fluctuates randomly in the MC updates. We examined some other cases and obtained similar results. This result is unexpected because both the AF state and SF are made of a and b atoms and then it is expected that atoms move almost freely through the interface. In other words, there exists a sharp boundary between the two states and the “classical state”, i.e., the AF solid, and the quantum state, i.e., SF, have very different properties.

IV. PHASE SEPARATION AND INHOMOGENEOUS STATES IN CANONICAL ENSEMBLE: MONTE-CARLO SIMULATIONS

In the previous section, we studied the system in the GCE with fixed chemical potential. In particular we are interested in the AF phase and SF that are separated by the first-order phase transition. In the GCE, in most of the parameter region it is observed that either the homogeneous

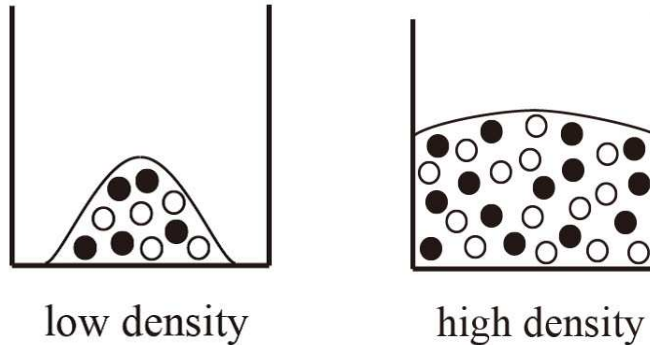


FIG. 8: Physical picture of CE, in which the average density of atoms is fixed.

AF state or the homogeneous SF state is stable. However in the previous studies on some related systems like hard-core bosons on a triangular lattice, the PS state is observed in the CE even if it is not found in the GEC[9]. This result stems from the fact that the CE corresponds to the physical situation of fixed averaged particle density and therefore atoms are assumed to be confined in a certain flat region with a sharp boundary like a box, see Fig.8. Then it is interesting to study the present system in the CE and see if a SS state or some related state exists in some parameter region. To this end, we employ the MC simulations with the standard Metropolis algorithm. The typical sweeps for measurement is $(30000 \sim 50000) \times (10 \text{ samples})$ and the acceptance ratio is $40\% \sim 50\%$. Errors are estimated from 10 samples with the jackknife methods.

A. Low-density region

By the practical calculation, we found that physical properties of the system, including phase structure itself, changes as the average particle density varies. In this subsection, we study the system with average atomic density $\rho_a \equiv \frac{1}{L^3} \sum_r \langle a_r^\dagger a_r \rangle = \rho_b \equiv \frac{1}{L^3} \sum_r \langle b_r^\dagger b_r \rangle = 15\%$ and the system size $L = 24$. This case corresponds to the low-density region. For small hopping amplitude t and $\alpha > -1$, it is expected that the system at low T tends to separate into the AF solid and “empty” region, as the Boltzmann factor dominates the entropy factor at low T . As the hopping amplitude t is increased, a phase transition to the SF is expected to takes place as observed by the simulations in the GCE in the previous section. This expectation has been actually confirmed by the MC simulations.

1. Large J_z

We first consider the case $c_1 = 5$ and $\alpha = -0.5$, relatively large value of J_z . For small hopping amplitude t , the system exists in the AF phase. As t is increased, a phase transition takes place at $c_3 \simeq 6.0$. See Fig.9, in which internal energy and specific heat of each term in H_{tJ} in (2.2) are shown. It is useful to see snapshot of the system before and after the phase transition. See Fig.10. It is obvious that holes (i.e., atoms) are localized and make some domain for $c_3 = 0$, whereas particles are homogeneously distributed for $c_3 = 8$.

To verify that the observed phase transition is a transition from the AF solid to the SF, we

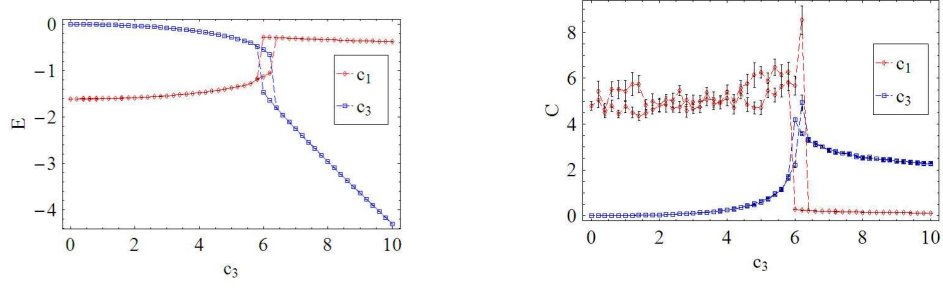


FIG. 9: Internal energy and specific heat of c_1 and c_3 terms as a function of c_3 for system with $\rho_a = \rho_b = 15\%$ in CE. Results show existence of first-order phase transition at $c_3 \simeq 6.0$.




FIG. 10: Large J_z case. Snapshot of density of holes in the system with $\rho_a = \rho_b = 15\%$ before ($c_3 = 0$) and after ($c_3 = 8$) the phase transition at $c_3 \simeq 6.0$. $c_1 = 5.0$. Bright (dark) region represents region of high (low) atomic density. In the low-hopping region ($c_3 = 0$), system is divided into AF and empty regions. On the other hand in the high-hopping region ($c_3 = 8$), homogeneous SF state is realized. The phase transition is of first order.

calculated the correlation function of the boson operator $B_r = (a_r, b_r)^t$,

$$G_{\text{SF}}(r) = \frac{1}{L^3} \sum_{r_0} \langle B_{r_0}^\dagger \cdot B_{r_0+r} \rangle. \quad (4.1)$$

We also calculated the spin correlation function,

$$G_{\text{S}}(r) = \frac{1}{L^3} \sum_{r_0} \langle \vec{S}_{r_0} \cdot \vec{S}_{r_0+r} \rangle. \quad (4.2)$$

Results are shown in Fig.11. It is obvious that the SF phase transition at $c_3 \simeq 6.0$ accompanies a transition from the AF to FM in the spin degrees of freedom. As explained in the previous paper[5], it should be remarked that the FM order in the SF state is a natural outcome of the two-component

SF and it should not be regarded as the genuine FM order in the magnetism. In fact, the wave function of the a and b -atomic SF is well-described by the following MFT-type wave function,

$$|\text{SF}\rangle = \prod_r \left[\sin \frac{\theta}{2} \left(\frac{1}{\sqrt{2}} a_r^\dagger + \frac{1}{\sqrt{2}} e^{i\phi} b_r^\dagger \right) + \cos \frac{\theta}{2} \right] |0\rangle, \quad (4.3)$$

where we have assumed the translational symmetry and recovered the relative phase between a and b SF condensates, $e^{i\phi}$, which was ignored in Eq.(2.4). By using Eq.(4.3), it is straightforward to calculate expectation value of the pseudo-spin operator \vec{S}_r to find that the state $|\text{SF}\rangle$ exhibits the FM order.

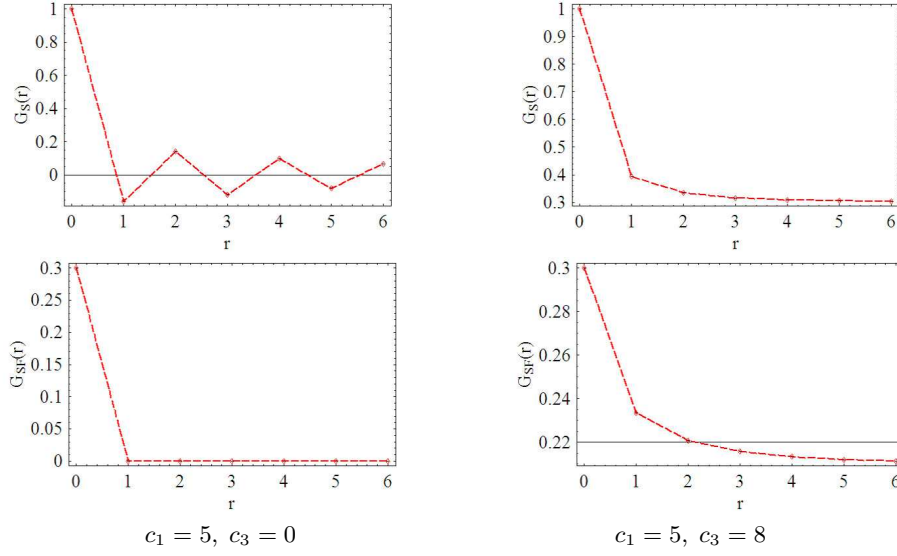


FIG. 11: Correlation functions $G_{\text{SF}}(r)$ and $G_{\text{S}}(r)$.

2. Small J_z

We also studied the low-density case with $c_1 = 3$ and $\alpha = -0.5$, relatively small value of J_z . Calculation of the specific heat C is shown in Fig.12. C has a system-size dependence, which indicates that the phase transition at $c_3 \simeq 5.5$ is of second order. We also show snapshots of hole density for $c_3 = 0$. Compared with the case of $c_1 = 5$, atoms are distributed rather homogeneously. We verified that spin correlation function $G_{\text{S}}(r)$ in that region has no LRO, and therefore the phase transition is from the PM to FM+SF. This is the reason why the phase transition turns to second order. The result suggests existence of the tricritical point at which the phase transition changes from second to first one as c_1 is increased. For large J_z , there exists a strong attractive force between a and b atoms sitting nearest-neighbor sites, and therefore the AF solid tends to be high density. On the other hand for small J_z , the attractive force is not strong enough to generate the AF solid.

B. High-density region

In this subsection, we study the system with average atomic density $\rho_a = \rho_b = 38\%$ with $c_1 = 3$ and the system size $L = 24$. This case is close to that observed by the GCE in the previous section and corresponds to the high-density region (see Fig.8). Numerical study of the internal energy E

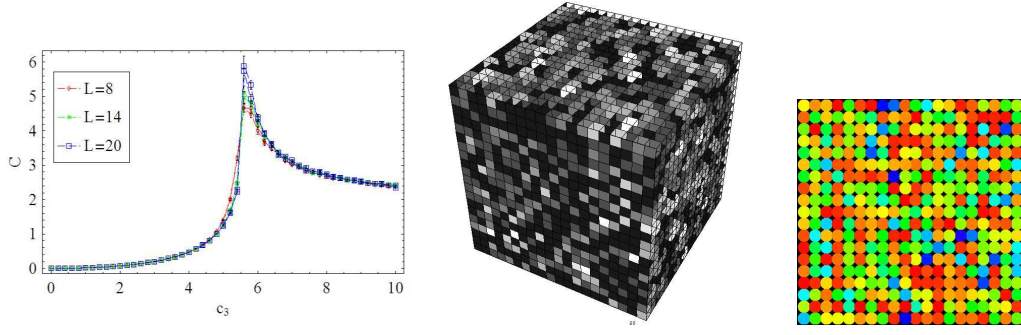


FIG. 12: Small J_z case. Specific heat C for $\rho_a = \rho_b = 15\%$ with $c_1 = 3$ as a function of c_3 . There exists a second-order phase transition at $c_3 \simeq 5.5$. We also show snapshots for $c_3 = 0$. Compared with the case of $c_1 = 5$, system in the low-hopping region is homogeneous.

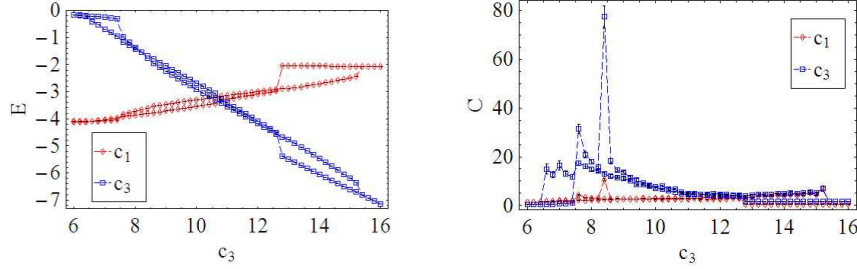


FIG. 13: Internal energy and specific heat of each term in H_{tJ} measured in CE as a function of c_3 . $\rho_a = \rho_b = 38\%$ with $c_1 = 3$. There are three phase transitions at $c_3 \simeq 7.6, 8.4$, and 14.5 . $L = 24$.

and the specific heat C indicates the existence of three phase transitions as shown in Fig.13. All of them are of first order as the density of state $N(E)$ has a double-peak shape as shown in Fig.14, where $N(E)$ is defined as

$$\begin{aligned} Z_{\text{CE}} &= \int_{\text{CE}} [D\bar{w}DwD\bar{z}Dz] e^{-\beta H_{tJ}(\bar{w}, w, \bar{z}, z)}, \\ &= \int dE e^{-\beta E} N(E). \end{aligned} \quad (4.4)$$

In Eq.(4.4), \int_{CE} denotes the integration over configurations with a fixed number of atoms (or fixed average density of atoms), and $N(E)$ is a function of β and the coupling constants. Furthermore from $c_3 \simeq 13$ to $c_3 \simeq 15$, there is a large hysteresis loop in E indicating existence of a first-order phase transition. It is obvious that the system with high particle density has a rather complicated phase structure compared with the low-density case.

Snapshots of the system at various c_3 shown in Fig.15 are quite useful to understand physical meaning of the above three phases. At c_3 is increased from zero, a transition from the AF checkerboard state to a new phase takes place. This new phase is inhomogeneous and composed of immiscible AF solid region and SF droplet of mesoscopic magnitude, i.e. SF cloudlet. The appearance of this coexisting phase comes from the fact that the AF and SF states tend to have a sharp interface as we saw in the previous section. At the second phase transition, a complete PS takes place and the system is divided into the AF and SF phases. Width of each phase is determined by the atomic density and the hopping amplitude. Finally for large c_3 , the phase transition into the homogeneous SF takes place.

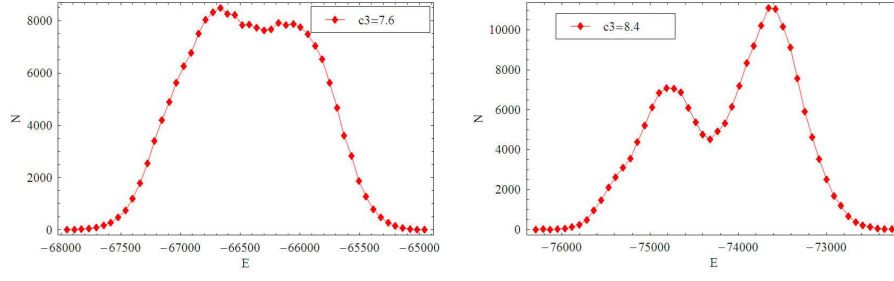


FIG. 14: Histograms of $N(E)$. They have double-peak shape, which indicate the existence of the first-order phase transition at $c_3 = 7.6$ and 8.4 .

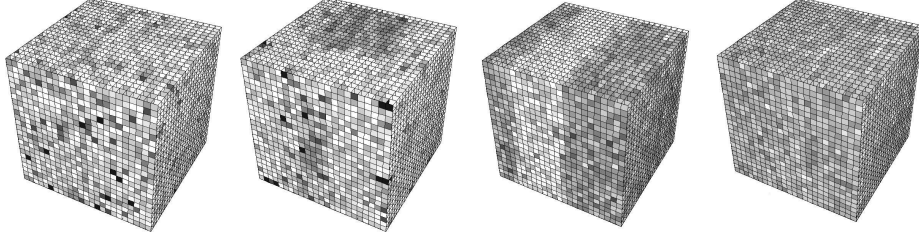


FIG. 15: Snapshot of system at various values of c_3 with $c_1 = 3$. (From left to right) $c_3 = 7, 8, 10.6$ and 16 . Bright (dark) region corresponds to higher (lower) atomic density. From left to right, AF, cloudlet state, PS and SF.

It is important to see how the spin correlation function behaves in the above phases. We show the results in Fig.16. For $c_3 = 6$, the system exists in the AF phase, and for $c_3 = 16$ the system is in the SF phase and the spin correlation has a FM order. In the intermediate regions, the spin correlation is a superposition of the AF and FM LRO's. Similar behavior has been observed in other systems by the previous study[16]. It should be remarked that even in the SP state, the correlation function averaged over positions and directions does not exhibit any singular behavior that indicates the existence of sharp phase boundary.

It is interesting to see how SF is realized in each phase. In order to study it, we calculated the correlation function of atoms $G_{SF}(r)$. The results in Fig.17 show that in the AF phase the correlation tends to vanish very rapidly (no correlation even in the NN pair), and in the SF phase it has a genuine LRO. In the PS state, the correlator seems to have a small but finite LRO, but its finiteness comes from the correlation in the SF layers. Then the above results are consistent with the observation by the GCE in the previous section, which indicates that the SF correlation terminates at AF layers.

The second phase existing between $c_3 \simeq 7.6$ and 8.4 is a new phase. Counterparts of the other three were observed in the previous study of the 2D square lattice at $T = 0$ [4]. From the observation that the genuine first-order phase transitions separate the second phase from the AF solid state and the PS state, *it is not a simple mixture of the AF and SF*. The most interesting possibility is that the phase is a *quantum superposition of mesoscopic SF cloudlets in the AF background*[17]. We verified that the cloudlets change their shape, location and magnitude via MC updates. This fact supports the above expectation. Anyway further study is required to clarify physical meaning of this interesting phase.

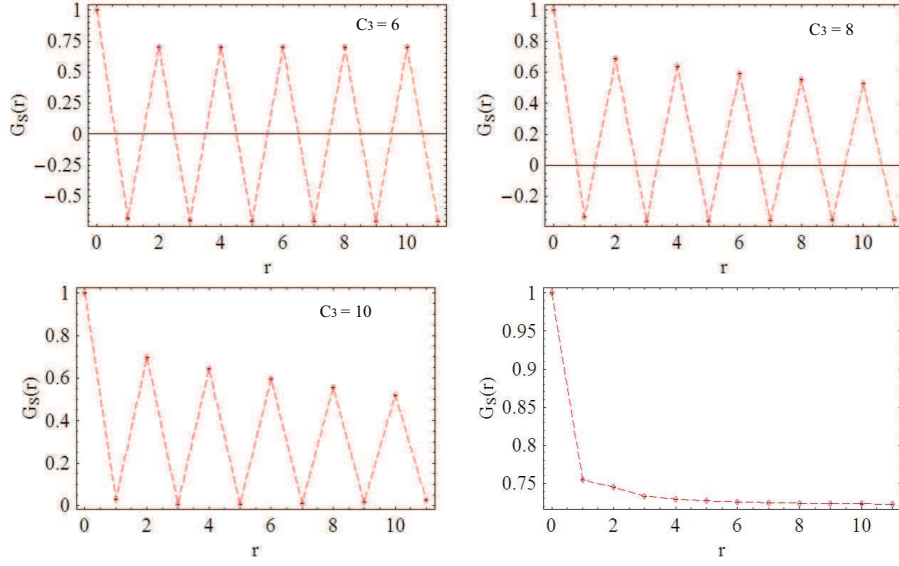


FIG. 16: Pseudo-spin correlation for $c_3 = 6, 8, 10$ and 16 . In the states of mixture of AF solid and SF for $c_3 = 6, 8, 10$, pseudo-spin correlation is a superposition of AF and FM, whereas in the SF, LRO of FM is realized.

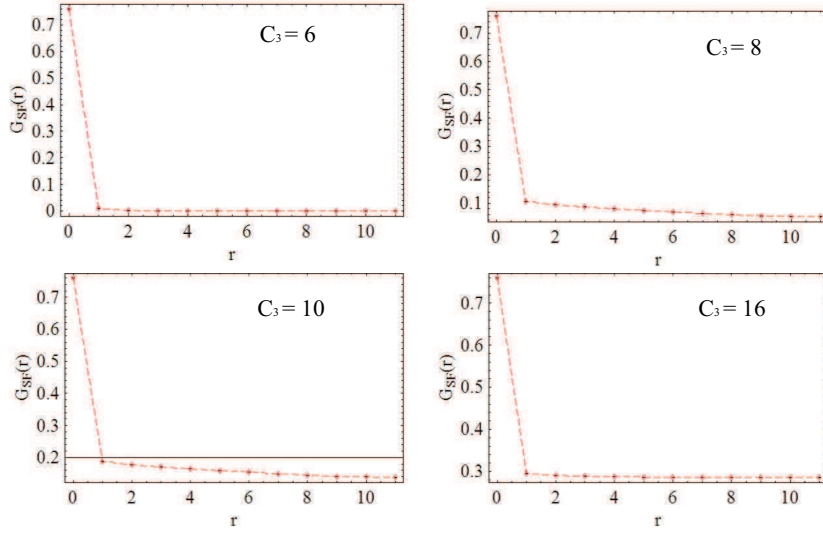


FIG. 17: Correlation functions of atoms $G_{SF}(r)$ for $c_3 = 6, 8, 10$ and 16 .

V. EFFECTS OF NEAREST-NEIGHBOR INTERACTIONS AND PAIRED SUPERFLUID

In this section, we shall study effects of NN attractive force between a and b atoms and investigate the possibility of the PSF. This problem is closely related to the superconductivity of the cuprates. The high- T_c materials are hole-doped AF magnets, and a pair of holes sitting on NN sites feel attractive force due to (short-range) AF background. It is widely believed that this attractive force is an origin of the superconductivity. The PSF in the bosonic t-J model corresponds to the SC in the fermionic model with the condensation of the Cooper pair, whereas the single-atom SF corresponds to the metallic state with movable electrons. Then it is very interesting to study if the PSF is realized in the present system besides the single-atom SF and to see how the emergent PSF relates

to the AF order.

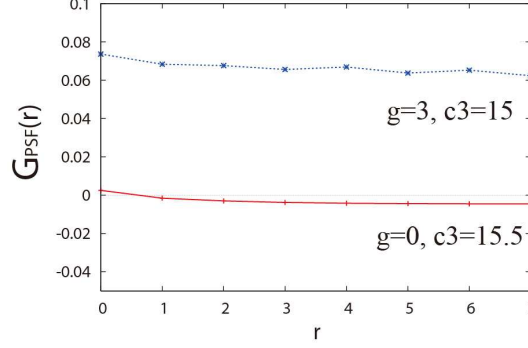


FIG. 18: Correlation function of PSF in the cases $g = 0$ and $g = 3$ for $\rho_a = \rho_b = 34\%$ and $c_1 = 3$. Results indicate existence of small but finite LRO for $g = 3$, whereas no PSF for $g = 0$.

Existence of the PSF is examined by measuring the following correlation function,

$$G_{\text{PSF}}(r) = \frac{1}{3} \sum_i \left(\langle (a_r^\dagger b_{r+i}^\dagger)(a_0 b_i) \rangle - \langle a_r^\dagger a_0 \rangle \langle b_{r+i}^\dagger b_i \rangle \right). \quad (5.1)$$

We show the calculation of $G_{\text{PSF}}(r)$ in the SF state, i.e., $\rho_a = \rho_b = 34\%$ and $c_1 = 3$, in Fig.18. The result obviously indicates that there is no finite density of the PSF in the SF of the system H_{tJ} . We also verified that there exists no PSF in other cases.

Then we have studied effects of interaction between a pair of atoms on NN sites by adding the following term to the Hamiltonian,

$$\beta H_{\text{NN}} = -g \sum_{r,i} \left((a_r^\dagger a_r)(b_{r+i}^\dagger b_{r+i}) + (b_r^\dagger b_r)(a_{r+i}^\dagger a_{r+i}) \right). \quad (5.2)$$

It is obvious that the attractive force H_{NN} enhances the AF and the PSF. Experimental realization of “long-range” interactions like (5.2) in cold atom system was recently discussed[18]. We have investigated the *extended t-J model* $H_{\text{tJ}} + H_{\text{NN}}$ with fixed value of g . First for $c_3 = 0$ and positive g , similar phase diagram to that of $c_3 = g = 0$ in Fig.3 is obtained but the parameter region of the AF state is enlarged as a result of H_{NN} .

We are again interested in how the AF state evolves as the hopping parameter c_3 is increased. As in the case of $g = 0$ considered in the previous section, we study the low and high-density cases separately.

A. Low-density region

In this subsection, we consider the case with $\rho_a = \rho_b = 15\%$ and $g = 3$. We show E and C as a function of c_3 in Fig.19. It is obvious that there exists a first-order phase transition at $c_3 \simeq 8.5$. For small c_3 , the system is divided into empty state and AF crystal as in the case $g = 0$, and after the phase transition the homogeneous SF state appears. See Fig.20. We calculated $G_{\text{SF}}(r)$, $G_{\text{PSF}}(r)$ and $G_{\text{S}}(r)$ in the SF phase, and show the results in Fig.21. It is obvious that no PSF is generated and FM LRO for spin correlation is formed in the SF. This means that effect of the NN attractive force is negligibly small in the low-density region.

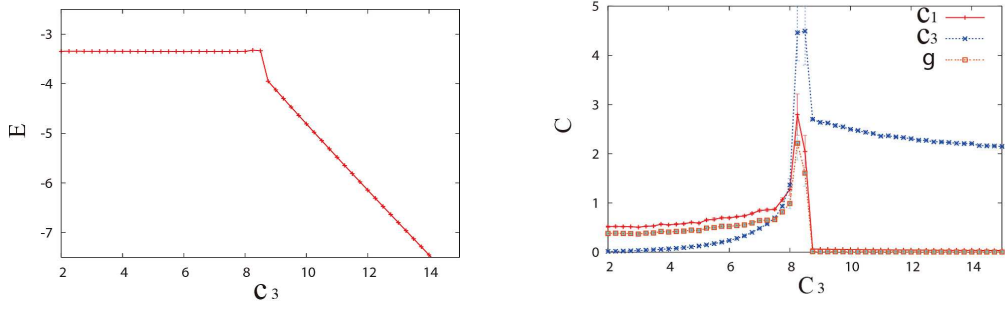


FIG. 19: System of $\rho_a = \rho_b = 15\%$. Internal energy E and specific heat C as a function of c_3 for $g = 3$, $c_1 = 3.0$ and $\alpha = -0.5$. In C , “specific heat of each term” is shown.

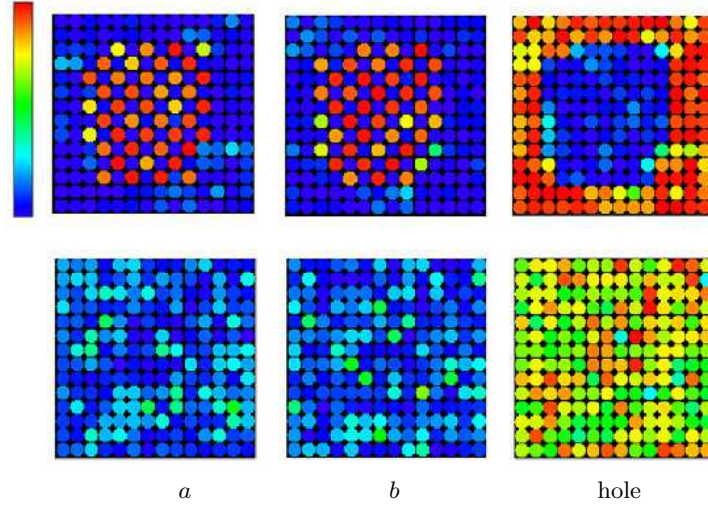


FIG. 20: Snapshots $c_3 = 0$ (upper panels) and $c_3 = 8$ (lower panels) in low-density region with $g = 3$. For $c_3 = 0$, particles a and b gather in the central region forming the checkerboard pattern, whereas the atoms are distributed rather homogeneously for $c_3 = 8$.

B. High-density region

Then we studied the system with atomic density $\rho_a = \rho_b = 34\%$, i.e., in high-density region. In Fig.22, we show the specific heat C as a function of c_3 for $g = 3$. The result shows that there exist three phase transitions at $c_3 \simeq 10.8$, 12.5 and 14.5 , respectively. We also show the SF and the PSF correlation functions in Fig.23 (see also Fig.18). Contrary to the case $g = 0$, all SF correlations have finite LRO after the first phase transition at $c_3 \simeq 10.8$. Small but finite LRO of the PSF exists in all phases except the AF phase.

One may think that this difference in the SF behavior between in the $g = 0$ and $g = 3$ cases, in particular (non)existence of the PSF, is related to different behavior of spins in the two cases. Then we studied the spin correlation and obtained the results shown in Fig.24, where

$$G_{xy}(r) = \frac{1}{L^3} \sum_{r_0} \sum_{i=x,y} \langle S_{r_0}^i S_{r_0+r}^i \rangle. \quad (5.3)$$

As expected, in the model $g = 3$ there exists AF correlation in z -component, besides the FM correlation in xy -component. We also studied the snapshots of each phase, which are quite helpful

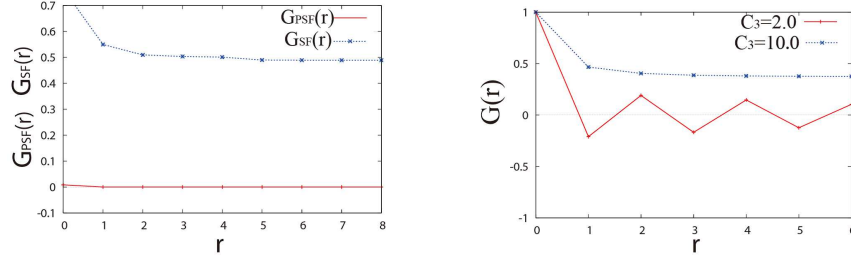


FIG. 21: $G_{\text{SF}}(r)$ and $G_{\text{PSF}}(r)$ (Left panel). $G_{\text{S}}(r)$ (Right panel). In the SF with low-atomic density, no PSF is generated and FM RLO for pseudo-spin correlation is formed.

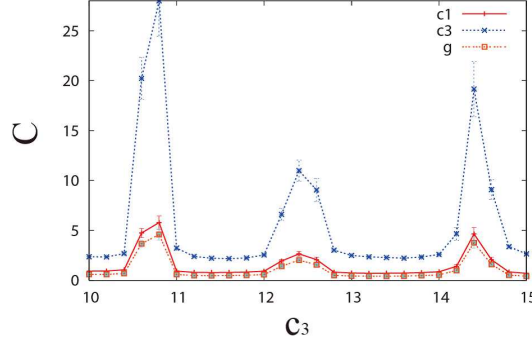


FIG. 22: Specific heat of each term as a function of c_3 for $g = 3$, $c_1 = 3.0$ and $\alpha = -0.5$. There are three phase transitions at $c_3 \simeq 10.8$, 12.5 and 14.5 .

for understanding properties of phases. From these results, we found that the PS takes place even in the AF state for $c_3 < 10.8$. However in the present case, the phase is separated into empty phase with very low particle density and the AF phase of checkerboard symmetry. In the intermediate two phases, the AF solid and SF coexist but *they are immiscible*. On the other hand in the SF for $c_3 > 14.5$, the global domain structure disappears, and a homogeneous state is realized. It is very interesting to see if the SS state is realized due to the NN coupling H_{NN} in Eq.(5.2). Some previous study on the single-band Hubbard like model with a long-range interaction suggested the existence of the SS in the square lattice. The above results of the SFs and the spin correlation functions in the present case show that *the state for $c_3 > 14.5$ is a SS and it appears as a result of the interaction H_{NN}* . Snapshots of the SS state in Fig.25 show that atoms are distributed rather homogeneously in the most spatial region but there also exist small domains of checkerboard symmetry. The SS state is composed of quantum superposition of these inhomogeneous but structureless configurations. It is easily seen that the (groundstate) wave function describing the observed SS in the MF level, Ψ_{SS} , is given as follows,

$$\begin{aligned}
 |\Psi_{\text{SS}}\rangle = & \prod_{r \in \text{even site}} [Aa_r^\dagger b_{r+i}^\dagger + B_e a_r^\dagger + B_2 b_r^\dagger + C] \\
 & \times \prod_{r \in \text{odd site}} [Aa_r^\dagger b_{r+i}^\dagger + B_o a_r^\dagger + B_1 b_r^\dagger + C] |0\rangle,
 \end{aligned} \tag{5.4}$$

where A, B_e, B_o and C are constants, and $B_e \neq B_o$ means the existence of the AF order of the z -component besides the xy -FM. The wave function (5.4) eloquently shows that the SS state is the coherent superposition of the PSF, SF's and holes. Each snapshot shows one component of the

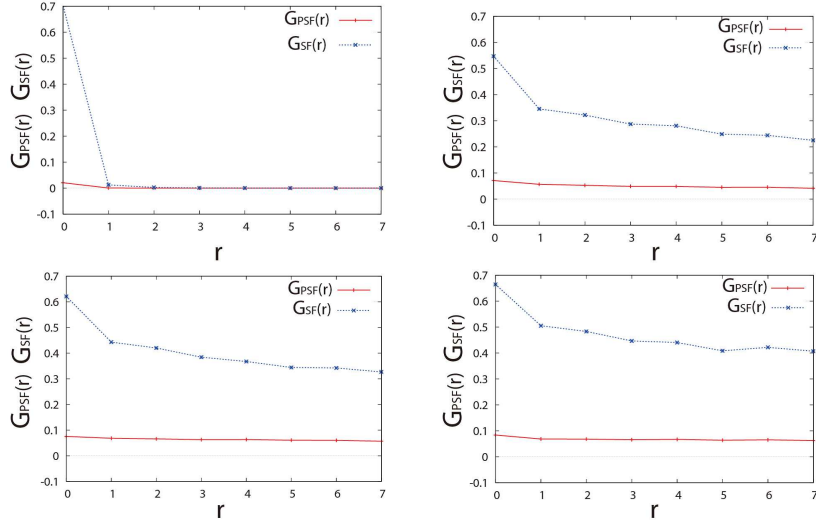


FIG. 23: Correlation functions of atoms $G_{\text{SF}}(r)$ and $G_{\text{PSF}}(r)$ for $c_3 = 10, 11.5, 13.5$ and 15 .

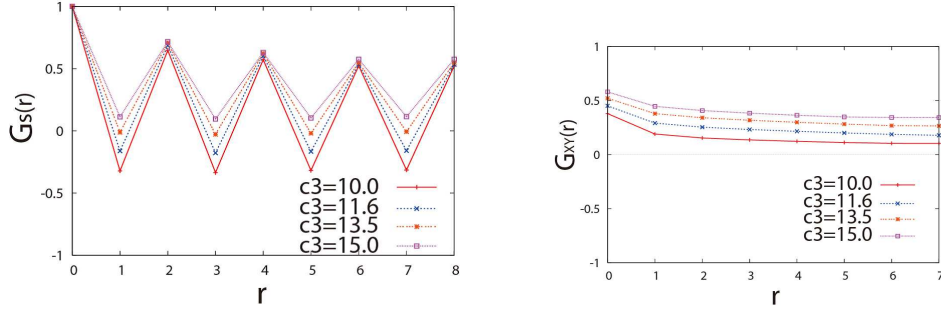


FIG. 24: Correlation functions of pseudo-spins in each phase of model $g = 3$. There exists AF correlation in z -component, and also FM correlation in xy -component.

superposed state Ψ_{SS} .

We expect that the obtained results in this section are quite instructive for the mechanism of the high- T_c SC of the cuprates. It is expected that the single-particle SF in the bosonic t-J model corresponds to the coherent hopping of electrons in the fermionic t-J model, whereas the PSF corresponds to condensation of spin-singlet electron pair at NN sites. In other words, the single-particle SF *without* the PSF corresponds to the (anomalous) metallic phase of the high- T_c materials, whereas the single-particle SF *with* the PSF to the SC state. Effective attractive force appears for a pair of holes sitting on NN sites in the AF background, as the NN hole pair break eleven AF bonds, whereas two holes separating more than one lattice spacing break twelve AF bonds[19]. It is expected that this attractive force is an origin of the high- T_c SC. However the results of the present study show that the PSF does not exist in the simple bosonic t-J model, though the phase transition from the insulating AF state to the single-particle SF takes place as the hopping amplitude is increased. By adding the attractive force for particles sitting NN sites H_{NN} (5.2), the PSF is actually realized. Furthermore the resultant PSF accompanies the AF order. For the high- T_c cuprates, coexistence of the AF and SC was actually observed in the recent clean materials[10]. This means that the attractive force coming from the magnetic terms in H_{tJ} is not strong enough to generate the PSF in the present bosonic t-J model. This conclusion may sound rather negative for the idea of AF force




FIG. 25: Snapshots of density of a -atom (left), b -atom (center) and hole (right) for $c_3 = 15$ and $g = 3$. The SS is realized in this parameter region. Atoms are distributed rather homogeneously but there exist small regions of the checkerboard pattern of the AF.

for the high- T_c SC. However, we found that the strong enough NN attractive force generates both the AF order and the PSF. This indicates a strong correlation between the above two phenomena. Anyway, more precise study on difference between effect of coherent fermion hopping and BEC is desired.

VI. CONCLUSION

In this paper we have studied the three-dimensional bosonic t-J model at finite T . This model corresponds to the large on-site repulsion limit of the two-band Bose-Hubbard model. We are particularly interested in the case of the fractional filling of atoms and investigated the phase structure. We studied the model both in the GCE and CE and found that the model has a very rich phase structure. Besides the AF crystal, SF and SP state of the hetero-structure, there exist the inhomogeneous state with SF cloudlet in the AF solid. We found that hetero-structure of the AF solid and SF has a sharp phase boundary. From this observation, we give an intuitive picture of the hetero-structure that is expected to be observed by experiment in Fig.26.

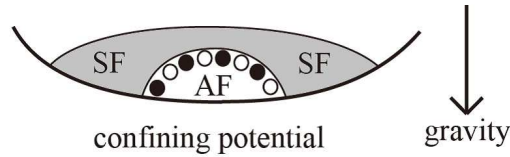


FIG. 26: Intuitive picture of hetero-structure of AF crystal and SF, which is expected to be observed by experiment.

We also studied the effect of the NN attractive force between a and b atoms. We found that in certain parameter region there appears the SS and also PSF. We think that this result gives an important insight into mechanism of high- T_c SC of the cuprates.

In experiment, density and/or mass of two atoms can be varied. Then study of the cases like $t_a \neq t_b$ and/or $\rho_a \neq \rho_b$ is important. This problem is under study and results will be reported in a future publication.

Acknowledgments

This work was partially supported by Grant-in-Aid for Scientific Research from Japan Society for the Promotion of Science under Grant No.20540264 and No23540301.

-
- [1] For review, see, e.g., I. Bloch, J. Dalibard, and W. Zwerger, *Rev. Mod. Phys.* **80**, 885 (2008);
M. Lewenstein, A. Sanpera, V. Ahufinger, B. Damski, A. S. De, and U. Sen, *Adv. Phys.* **56**, 243 (2008);
V.I. Yukalov, *Laser Physics* **19**, 1 (2009).
 - [2] D. Jaksch, C. Bruder, J. I. Cirac, C. W. Gardiner, and P. Zoller, *Phys. Rev. Lett.* **81**, 3108 (1998).
 - [3] M. Boninsegni, *Phys. Rev. Lett.* **87**, 087201 (2001); *Phys. Rev. B* **65**, 134403 (2002).
 - [4] M. Boninsegni and N. V. Prokof'ev, *Phys. Rev. B* **77**, 092502 (2008).
 - [5] Y. Nakano, T. Ishima, N. Kobayashi, K. Sakakibara, I. Ichinose, and T. Matsui, *Phys. Rev. B* **83**, 235116 (2011);
Y. Nakano, T. Ishima, N. Kobayashi, T. Yamamoto, I. Ichinose, and T. Matsui, *Phys. Rev. A* **85**, 023617 (2002).
 - [6] J.E. Hirsch, *Phys. Rev. Lett.* **54**, 1317 (1985);
P. W. Anderson, *Science* **235**, 1196 (1987);
F. C. Zhang and T. M. Rice, *Phys. Rev. B* **37**, 3759 (1988).
 - [7] E. Kim and M.H.W. Chan, *Science* **305**, 1941 (2004); *Nature* **427**, 6971 (2004).
 - [8] P. Sengupta, L. P. Pryadko, F. Alet, M. Troyer, and G. Schmid, *Phys. Rev. Lett.* **94**, 207202 (2005);
B. Capogrosso, and C. Trefzger, M. Lewenstein, P. Zoller, and G. Pupillo, *Phys. Rev. Lett.* **104**, 125301 (2010).
 - [9] S. Wessel and M. Troyer, *Phys. Rev. Lett.* **95**, 127205 (2005).
 - [10] H. Mukuda, M. Abe, Y. Araki, Y. Kitaoka, K. Tokiwa, T. Watanabe, A. Iyo, H. Kito, and Y. Tanaka, *Phys. Rev. Lett.* **96**, 087001 (2006).
 - [11] A. Kuklov, N. Prokof'ev, and B. Svistunov, *Phys. Rev. Lett.* **92**, 030403 (2004).
C. Menotti and S. Stringari, *Phys. Rev. A* **81**, 045604 (2010).
 - [12] For the bosonic t-J model on a square lattice at $T = 0$, see Ref.[4]. Some comments on three-dimensional system are also given there.
 - [13] The Bose-Hubbard model at commensurate fillings was studied by, e.g., E. Altman, W. Hofstetter, E. Demler, and M. D. Lukin, *New J. Phys.* **5**, 113 (2003);
S. G. Söyler, B. Capogrosso-Sansone, N. V. Prokof'ev, and B. V. Svistunov, *New J. Phys.* **11**, 073036 (2009).
 - [14] S. B. Papp, J. M. Pino, and C. E. Wieman, *Phys. Rev. Lett.* **101**, 040402 (2008).
 - [15] Y. Ishibashi and M. Iwata, *Jpn. J. Appl. Phys.* **37**, L985 (1998);
H. Fu and R. E. Cohen, *Nature* **403**, 281 (2000).
 - [16] See for example, K.Aoki, K. Sakakibara, I. Ichinose, and T. Matsui, *Phys. Rev. B* **80**, 144510 (2009).
 - [17] For macroscopic quantum superposition of Bose-Einstein condensates, see for example, J. I. Cirac, M. Lewenstein, K. Mølmer, and P. Zoller, *Phys. Rev. A* **57**, 1208 (1998).
 - [18] K. Góral, L. Santos, and M. Lewenstein, *Phys. Rev. Lett.* **88**, 170406 (2002);
H.P. Bücher and G. Blatter, *Phys. Rev. Lett.* **91**, 130404 (2003);
J. M. Sage, S. Sainis, T. Bergeman, and D. DeMille, *Phys. Rev. Lett.* **94**, 203001 (2005).
 - [19] I. Ichinose and T. Matsui, *Phys. Rev. B* **45**, 9976 (1992).