

MAGPHYS: a publicly available tool to interpret observed galaxy SEDs

Elisabete da Cunha¹, Stéphane Charlot², Loretta Dunne³, Dan Smith⁴, and Kate Rowlands³

¹Max Planck Institute for Astronomy, Königstuhl 17, 69117 Heidelberg, Germany
 email: cunha@mpia.de

²UPMC Univ. Paris 6/CNRS, UMR 7095, Institut d'Astrophysique de Paris, France

³School of Physics & Astronomy, Nottingham University, University Park Campus, Nottingham NG7 2RD, UK

⁴Centre for Astrophysics, Science & Technology Research Institute, University of Hertfordshire, Hatfield, Herts, AL10 9AB, UK

Abstract. We present a simple, physically-motivated model to interpret consistently the emission from galaxies at ultraviolet, optical and infrared wavelengths. We combine this model with a Bayesian method to obtain robust statistical constraints on key parameters describing the stellar content, star formation activity and dust content of galaxies. Our model is now publicly available via a user-friendly code package, MAGPHYS at www.iap.fr/magphys. We present an application of this model to interpret a sample of ~ 1400 local ($z < 0.5$) galaxies from the H-ATLAS survey. We find that, for these galaxies, the diffuse interstellar medium, powered mainly by stars older than 10 Myr, accounts for about half the total infrared luminosity. We discuss the implications of this result to the use of star formation rate indicators based on total infrared luminosity.

Keywords. dust, extinction galaxies: ISM galaxies: stellar content galaxies: statistics.

1. A simple model to interpret galaxy SEDs

Multi-wavelength surveys of large samples of galaxies both in the local and high-redshift Universe have become widely available in recent years. To understand these observations in the framework of galaxy formation and evolution, we must be able to extract key physical parameters from their observed spectral energy distributions (SEDs). In da Cunha, Charlot & Elbaz (2008), we have developed a simple model to interpret consistently the ultraviolet, optical and infrared emission from galaxies in terms of their star formation histories and dust content.

1.1. Description of the model

We compute the spectral evolution of stellar populations in galaxies using the state-of-the-art population synthesis model of Bruzual & Charlot (2003). This model is based on the property that stellar populations with any star formation history can be expanded in a series of instantaneous bursts, simple stellar populations (SSPs). The spectral energy distribution of a galaxy is then computed by adding the individual spectra of all SSPs weighted by the star formation rate over time since the galaxy was formed.

The spectra of galaxies also contain valuable information about the interaction of starlight with interstellar gas and dust, and the physical properties of the interstellar medium (ISM), such as dust content. Following Charlot & Fall (2000), we describe the ISM of galaxies in our model using two main components: the ambient (diffuse) interstellar medium and the star-forming regions (birth clouds). Stars are born in dense molecular

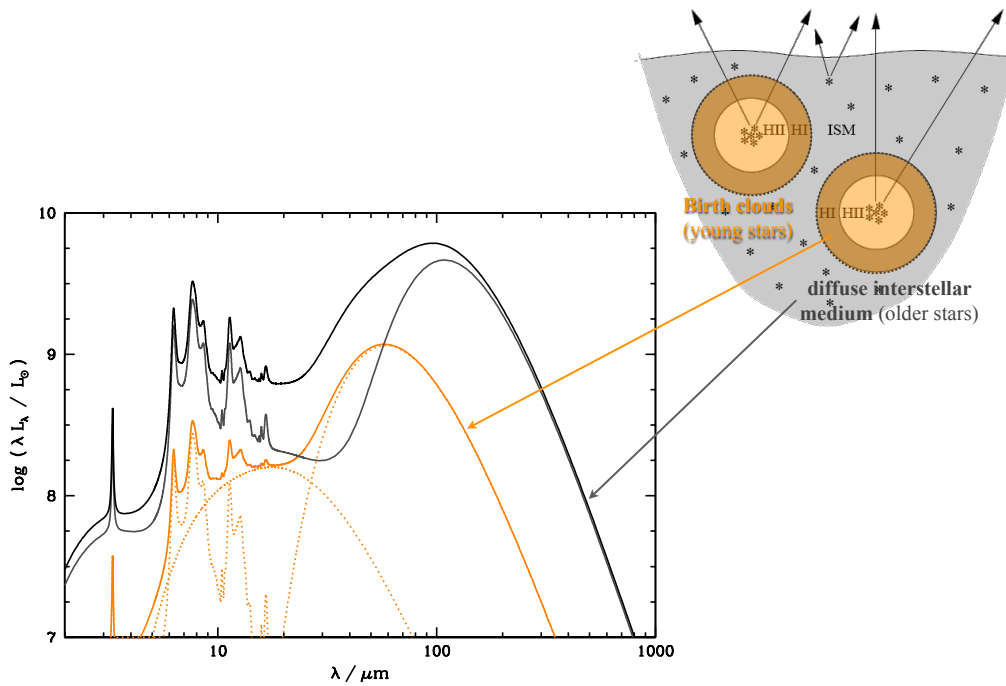


Figure 1. Schematic view of the two-component ISM by Charlot & Fall (2000) (top-right): stars are born in dense molecular clouds – birth clouds – and later (after 10^7 yr) migrate to the ambient diffuse ISM. The left-bottom plot shows an example total dust emission SED (in black) in the infrared range, constructed using the emission components described in da Cunha, Charlot & Elbaz (2008). The contributions by the birth clouds and the ambient ISM are plotted in orange and grey, respectively.

clouds which dissipate typically on a time-scale of 10^7 years. As a result, the non-ionizing continuum emission from young OB stars and line emission from their surrounding HII regions may be absorbed by dust in these birth clouds and then in the ambient ISM, while the light emitted by stars older than 10^7 yr propagates only through the diffuse ISM. This simple model successfully accounts for the different attenuation of line and continuum emission in star-forming galaxies. We use this prescription to compute the total energy absorbed by dust in the birth clouds and in the ambient ISM. We define the total dust luminosity re-radiated by dust in the birth clouds and in the ambient ISM as L_d^{BC} and L_d^{ISM} , respectively. The total luminosity emitted by dust in the galaxy is $L_d^{\text{tot}} = L_d^{\text{BC}} + L_d^{\text{ISM}}$. We distribute L_d^{BC} and L_d^{ISM} in wavelength over the range from 3 to 1000 μm using four main dust components: (i) the emission from polycyclic aromatic hydrocarbons (PAHs); (ii) the mid-IR continuum from hot dust; (iii) the emission from warm dust (30–60 K) in thermal equilibrium; (iv) the emission from cold dust (15–25 K) in thermal equilibrium. In stellar birth clouds, the relative contributions to L_d^{BC} by PAHs, the hot mid-infrared continuum and warm dust are kept as adjustable parameters. These clouds are assumed not to contain any cold dust. In the ambient ISM, the contribution to L_d^{ISM} by cold dust is kept as an adjustable parameter. The relative proportions of the other 3 components are fixed to the values reproducing the mid-infrared cirrus emission of the Milky Way. We find that this minimum number of components is required to ac-

count for the infrared SEDs of galaxies in a wide range of star formation histories (see da Cunha et al. 2008 for details).

1.2. Statistical constraints of physical parameters

Our model is optimized to derive statistical constraints of fundamental parameters related to star formation activity and dust content (e.g. star formation rate, stellar mass, dust attenuation, dust temperatures) of large samples of galaxies using a wide range of multi-wavelength observations (e.g. da Cunha et al. 2008, 2010). We use a Bayesian approach, summarized in Fig. 2, to interpret the SEDs all the way from the ultraviolet/optical to the far-infrared. A similar approach has been previously used mostly to interpret optical galaxy spectra from the ultraviolet to the near-infrared, i.e. not including the dust emission. This approach allows us to understand in detail our parameter constraints by identifying degeneracies and exploring what observations are required to constrain each parameter.

2. The MAGPHYS package

The da Cunha, Charlot & Elbaz (2008) model is **publicly available as the MAGPHYS package at www.iap.fr/magphys**. MAGPHYS - *Multi-wavelength Analysis of Galaxy Physical Properties* - is a self-contained, user-friendly model package to interpret observed spectral energy distributions of galaxies in terms of galaxy-wide physical parameters pertaining to the stars and the interstellar medium. The analysis of the spectral energy distribution of an observed galaxy with MAGPHYS is done in two steps: (i) The assembly of a comprehensive library of model SEDs at the same redshift and in the same photometric bands as the observed galaxy, for wide ranges of plausible physical parameters pertaining to the stars and ISM. (ii) The build-up of the marginalised likelihood distribution of each physical parameter of the observed galaxy, through the comparison of the observed SED with all the models in the library (Fig. 2).

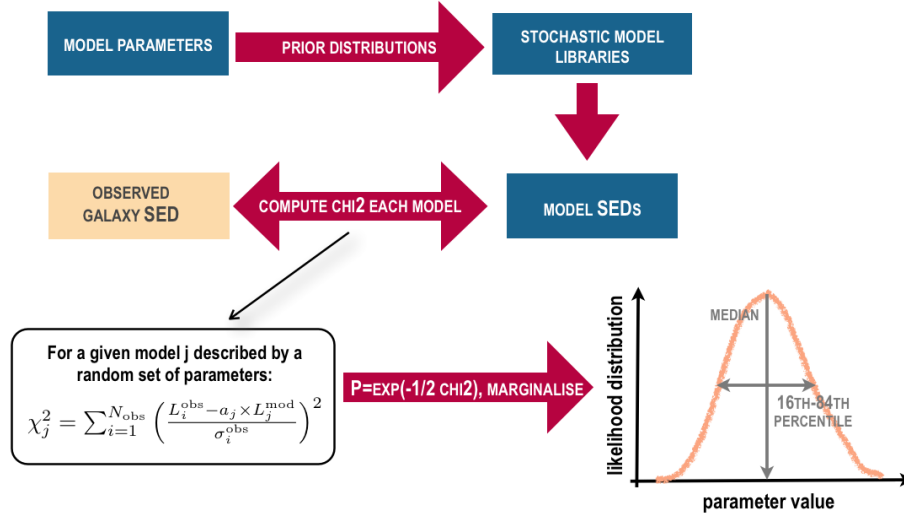


Figure 2. Summary of the Bayesian approach we use to compare observed galaxy SEDs with our model and derive statistical constraints on the physical parameters of observed galaxies (see da Cunha et al. 2008 for details).

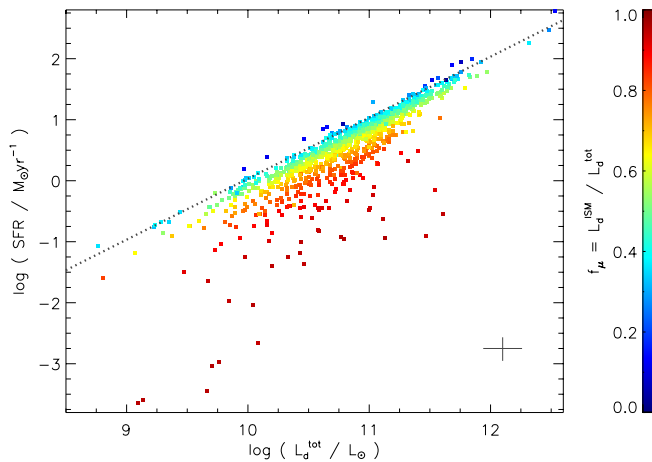


Figure 3. Star formation rate, SFR, plotted against total dust luminosity, L_d^{tot} , for 1404 galaxies from the H-ATLAS survey (da Cunha et al., in prep.). Each galaxy is colour-coded according to the fraction of total infrared luminosity contributed by the diffuse ISM, f_μ . The dotted line shows, for reference, the conversion between total IR luminosity and SFR from Kennicutt (1998).

3. Dust heating by stars older than 10 Myr in H-ATLAS galaxies

The H-ATLAS survey is detecting thousands of galaxies in the Herschel/SPIRE bands over a large area of the sky. Thanks to the overlap with other multi-wavelength surveys, complete UV-to-IR SEDs are available for large samples of galaxies (Eales et al. (2010)). We have used MAGPHYS to extract statistical constraints on star formation rates (SFRs), stellar masses, dust luminosities and dust masses of a sample of 250- μm detected galaxies at $z < 0.5$ from their observed SEDs (Smith et al., *subm.*). We are investigating the use of the IR luminosity as a SFR indicator in these galaxies. The total IR is often used as a SFR tracer but observational evidence shows that dust in galaxies is not exclusively heated by newly-formed stars (e.g. Bendo et al. (2010)). We find that the SFR derived from fits to the total SED with our model, which includes heating by stars older than 10^7 yr in the diffuse ISM, is not exactly traced by the dust luminosity (as, for example, when using the Kennicutt (1998) IR to SFR conversion; see Fig. 3). A significant fraction (typically 50%) of L_d^{tot} in H-ATLAS galaxies comes from the diffuse ISM, mainly powered by stars older than 10 Myr. This implies that using the total IR as a SFR tracer may lead to overestimating the SFR unless the contribution by the diffuse ISM to the total IR is properly taken into account (see also e.g. Kennicutt (2009)).

Acknowledgements

We thank the H-ATLAS team for providing the photometry for the work described in Section 3; the H-ATLAS website is www.h-atlas.org.

References

- Bendo G. J., et al., 2010, *A&A*, 518, L65
- Bruzual G., Charlot S., 2003, *MNRAS*, 344, 1000
- Charlot S., Fall S. M., 2000, *ApJ*, 539, 718
- da Cunha E., Charlot S., Elbaz D., 2008, *MNRAS*, 388, 1595
- da Cunha E., Eminian C., Charlot S., Blaizot J., 2010, *MNRAS*, 403, 1894
- Eales S., et al., 2010, *PASP*, 122, 499
- Kennicutt R.C., Jr., 1998, *ARA&A*, 36, 189
- Kennicutt R.C., Jr., et al., 2009, *ApJ*, 703, 1672