

Dynamical Origin of the Correlation between the Asymmetries A_{FB}^t and A_{FB}^ℓ

Edmond L. Berger,^{1,*} Qing-Hong Cao,^{2,†}

Chuan-Ren Chen,^{1,‡} Jiang-Hao Yu,^{3,§} and Hao Zhang^{1,4,¶}

¹*High Energy Physics Division, Argonne National Laboratory, Argonne, IL 60439, U.S.A*

²*Department of Physics and State Key Laboratory of Nuclear Physics and Technology,
Peking University, Beijing 100871, China*

³*Department of Physics and Astronomy,
Michigan State University, East Lansing, MI 48823, U.S.A*

⁴*Illinois Institute of Technology, Chicago, Illinois 60616-3793, USA*

Abstract

A larger than expected forward-backward asymmetry in rapidity is observed in top quark pairs produced in proton-antiproton collisions at the Tevatron. The asymmetry is seen in both the top quark distribution A_{FB}^t and in the distribution of charged leptons A_{FB}^ℓ from top quark decay. In this paper, we study the kinematic and dynamic aspects of the tight relationship of the two observables arising from the spin correlation between the charged lepton and the top quark with different polarization states. We also consider two benchmark new physics models, an axigluon model and a flavor-changing W' model. These models could explain the values of both A_{FB}^t and A_{FB}^ℓ . We emphasize the value of both measurements, and we conclude that a model which produces more right-handed than left-handed top quarks is favored by the present data.

*Electronic address: berger@anl.gov

†Electronic address: qinghongcao@pku.edu.cn

‡Electronic address: crchen@hep.anl.gov

§Electronic address: yujiangh@msu.edu

¶Electronic address: haozhang@anl.gov

I. INTRODUCTION

The observed forward-backward asymmetry in rapidity A_{FB}^t of top quarks [1, 2] at the Fermilab Tevatron deviates by about two standard deviations (2σ) from standard model (SM) expectations [3]. After corrections for detector acceptance and resolution, A_{FB}^t in the center-of-mass (c.m.) frame is $15.8 \pm 7.5\%$ at CDF [1] and is $19.6 \pm 6.5\%$ at D0 [2]. In addition to A_{FB}^t , the D0 group also reports a positive forward-backward asymmetry of charged leptons from top quark decays of $A_{FB}^\ell = (15.2 \pm 4.0)\%$ compared with the small value $2.1 \pm 0.1\%$ from simulations of the SM [2]. The definition of A_{FB}^ℓ is

$$A_{FB}^\ell = \frac{n_F - n_B}{n_F + n_B}, \quad (1)$$

where n_F (n_B) is the number of events with $q_\ell y_\ell > 0$ ($q_\ell y_\ell < 0$), and q_ℓ and y_ℓ are the sign and rapidity respectively of the charged lepton from the semileptonic decay of a top or anti-top quark in the $t\bar{t}$ production.

In this paper, we investigate the kinematic and dynamic relationship between the two observables A_{FB}^t and A_{FB}^ℓ . We study quantitatively the influence of the top-quark boost on the kinematics of the charged lepton, showing how the distribution of leptons in the laboratory frame is related to the polarization state of the top quark parent. We show that current data on the ratio of the two asymmetries favor models in which more right-handed than left-handed top quarks are produced. The fact that A_{FB}^ℓ , A_{FB}^t , and the ratio A_{FB}^ℓ/A_{FB}^t are larger than the SM predictions indicates that the charged lepton strongly prefers to move in the same direction as the top quark from which it originates. This result can arise if right-handed top quarks [4, 5] play a significant role in A_{FB}^t or if a non-standard mechanism produces more highly boosted top quarks at the Tevatron, as we explain below.

Many new physics (NP) models have been proposed to explain the enhancement of A_{FB}^t , such as flavor-changing Z' [6], W' [7] and axigluon G' [8–10] models.¹ The first two models produce predominantly right-handed top quarks, whereas the axigluon model generates unpolarized top-quarks. It is important to validate these models at the Large Hadron Collider (LHC) and/or at the Tevatron. For example, the heavy flavor-changing Z' ($\gtrsim m_t$)

¹ The next-to-leading order quantum chromodynamics corrections to the process of $q\bar{q} \rightarrow t\bar{t}$ induced by the flavor-changing Z' and W' are calculated in Ref. [11] and Ref. [12], respectively, with the result that the NP prediction at the leading order is reliable.

model is disfavored because it predicts too much same-sign top quark pair production at the LHC [13, 14]. In this paper, we focus on how consistently the NP models can describe both A_{FB}^t and A_{FB}^ℓ .

We begin in Sec. II with a discussion of the angular distribution of decay leptons, first in the rest frame of the top quark and then after the top quark is boosted in rapidity and transverse momentum. We pay particular attention to left/right polarization state of the top quark because the final distribution of leptons in the laboratory frame, after the top quark is boosted, depends significantly on the top quark's polarization state. In Sec. III, we derive the relationship of the lepton asymmetry A_{FB}^ℓ and the top quark asymmetry A_{FB}^t separately for the left- and right-handed polarization states of the top quark. Different models of new physics produce top quarks with different proportions of left- and right-handed polarization. We use two such models, an axigluon model and a W' model, in Sec. IV to deduce their different expectations for the ratio of the lepton and top quark asymmetries. Our conclusions appear in Sec. V. We emphasize the value of making measurements of both A_{FB}^t and A_{FB}^ℓ because their ratio can be related through top quark polarization to the underlying dynamics of top quark production.

II. KINEMATICS

The charged lepton in top quark decay is a powerful analyzer of the polarization of the top quark [15]. In the rest frame of a top quark, the distribution in the polar angle θ_{hel} of a decay lepton ℓ^+ is

$$\frac{1}{\Gamma} \frac{d\Gamma}{d\cos\theta_{\text{hel}}} = \frac{1 + \lambda_t \cos\theta_{\text{hel}}}{2}, \quad (2)$$

where λ_t denotes the top quark helicity. Here, $\lambda_t = +$ is for a right-handed top quark (t_R) while $\lambda_t = -$ for a left-handed top quark (t_L). The angle is measured with respect to the direction of motion of the top quark in the overall center-of-mass system of the $t\bar{t}$ production process. The distributions are shown in Fig. 1(a). The charged lepton from a right-handed top quark decay prefers to move along the top quark direction of motion, while a lepton from a left-handed top quark moves preferentially against the top quark direction of motion. In the rest frame of the top quark, 75% (25%) of charged leptons from t_R (t_L) decay follow the top quark direction of motion, i.e. $\cos\theta_{\text{hel}} > 0$.

Once the top quark is boosted, the angular distribution of the charged lepton relative to

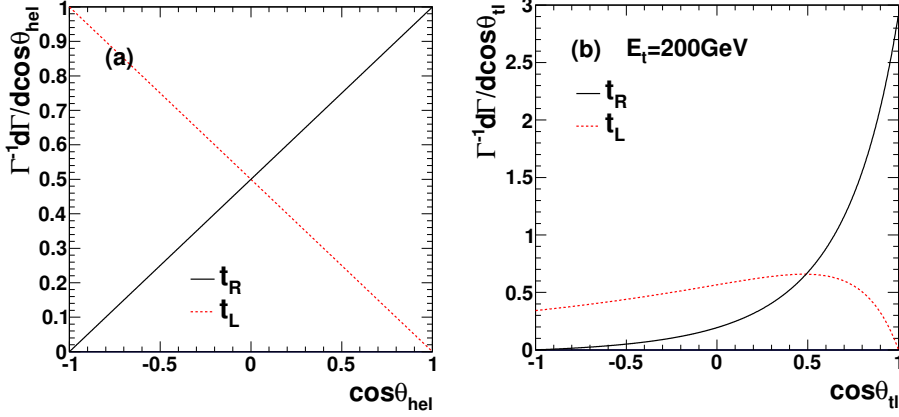


FIG. 1: (a) $\cos\theta_{\text{hel}}$ distribution in the top quark rest frame for both t_L and t_R . (b) $\cos\theta_{t\ell}$ distribution in the boosted frame for a top quark with $E_t = 200$ GeV.

the direction of motion of the top quark is sensitive to the energy of the top quark E_t (or equivalently its velocity β). We derive

$$\frac{d\Gamma}{\Gamma d\cos\theta_{t\ell}} = \frac{1 - \beta \cos\theta_{t\ell} + \lambda_t (\cos\theta_{t\ell} - \beta)}{2\gamma^2 (1 - \beta \cos\theta_{t\ell})^3}, \quad (3)$$

where $\beta = \sqrt{1 - m_t^2/E_t^2}$, $\gamma = E_t/m_t$. In Fig. 1(b) we plot the distribution in $\cos\theta_{t\ell}$ of the charged lepton, where the angle $\cos\theta_{t\ell}$ is the angle between the charged lepton and its parent top quark in the boosted frame. As an illustration, fixing the energy of the top quark to $E_t = 200$ GeV, we find that about 60% of ℓ^+ follow the top quark for a t_L , and almost 100% for a t_R .

The distribution of charged leptons in the laboratory frame depends on the top quark kinematics, including the top quark energy and its rapidity, and the top quark polarization. The probability for finding a positive charged lepton in the forward region when it originates from a top quark with a velocity β , rapidity y_t , and polarization λ_t is defined as

$$R_F^{\ell, \lambda_t}(\beta, y_t) = \frac{N_F^\ell}{N_F^\ell + N_B^\ell}, \quad (4)$$

where N_F^ℓ (N_B^ℓ) denotes the number of leptons ℓ in the forward (backward) region in the laboratory. After lengthy algebra, it can be shown that the ratio R_F^ℓ is

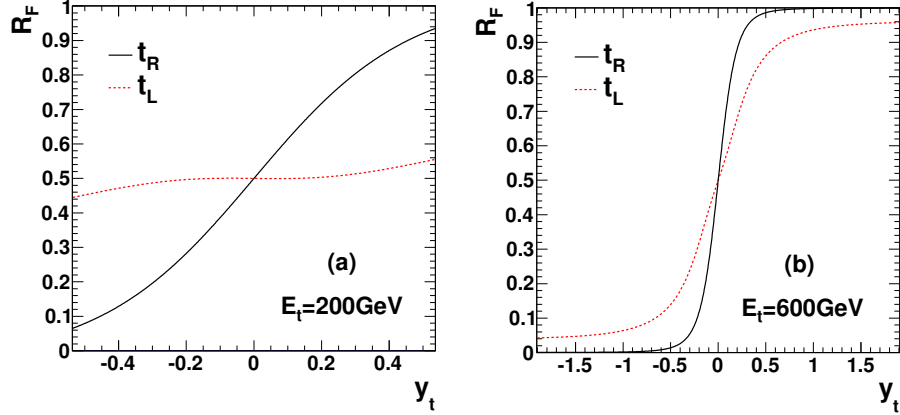


FIG. 2: The ratio R_F as a function of y_t for a top quark with fixed energy: (a) $E_t = 200$ GeV and (b) $E_t = 600$ GeV.

$$R_F^{\ell, \lambda_t}(\beta, y_t) = \begin{cases} \frac{1}{2} + \frac{1}{2(1 + \gamma^{-2} \coth^2 y_t)^{1/2}} + \frac{\lambda_t \coth^2 y_t}{4\beta\gamma^2 (1 + \gamma^{-2} \coth^2 y_t)^{3/2}} & y_t \in [0, y_{\max}] \\ \frac{1}{2} - \frac{1}{2(1 + \gamma^{-2} \coth^2 y_t)^{1/2}} - \frac{\lambda_t \coth^2 y_t}{4\beta\gamma^2 (1 + \gamma^{-2} \coth^2 y_t)^{3/2}}, & y_t \in [-y_{\max}, 0] \end{cases} \quad (5)$$

where

$$y_{\max} = \frac{1}{2} \ln \frac{1 + \beta}{1 - \beta}. \quad (6)$$

To illustrate the effect of the top quark boost, we plot in Fig. 2 the fraction R_F as a function of y_t . We choose two characteristic top quark energies, $E_t = 200$ GeV and 600 GeV. The former energy represents top quarks produced around the threshold region, while the latter pertains for highly boosted top quarks. Note that $y_{\max} = 0.53$ for $E_t = 200$ GeV. When a top quark moves perpendicular to the beam line, i.e. $y_t = 0$, there is an equal number of leptons in the forward and backward regions, leading to $R_F = 0.5$, independent of E_t and the polarization of the top quark.

For right-handed top quarks t_R , R_F increases rapidly with y_t in the region of $y_t > 0$ because most of the leptons move close to the direction of motion of the top quark after being boosted to the lab frame; this result is shown by the black solid lines in Fig. 1. We can also see that when E_t becomes larger, i.e. the top quark is more energetic and the lepton is more boosted, R_F rapidly reaches its maximum value 1.

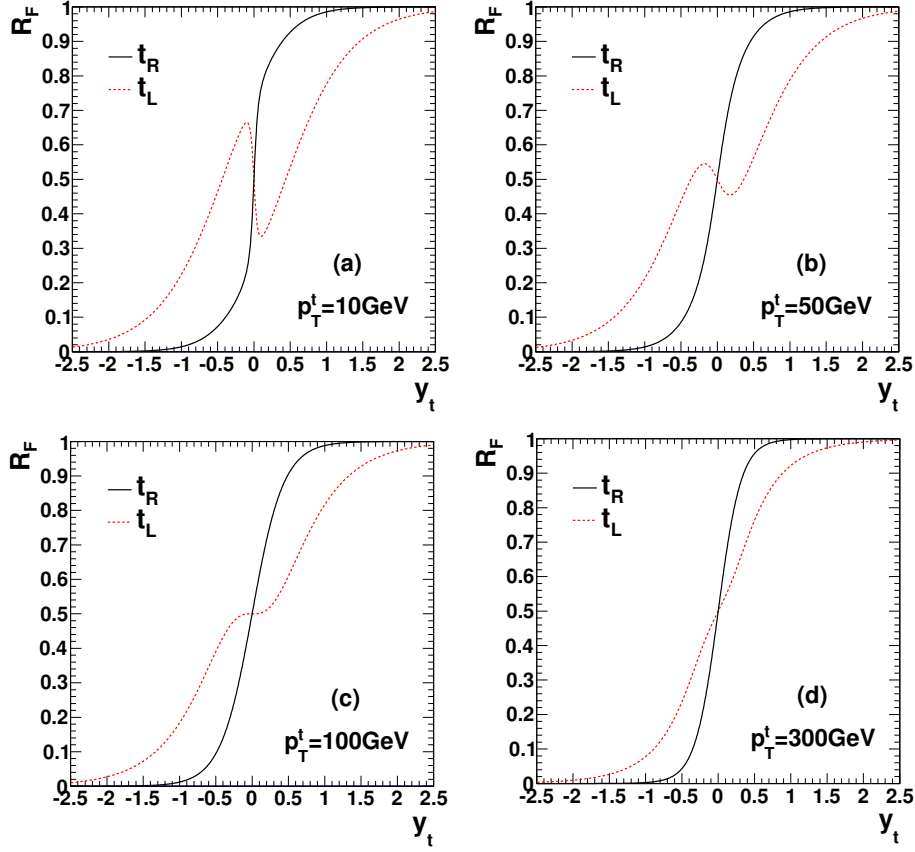


FIG. 3: The ratio of the charged lepton in the forward and backward region as a function of the top quark rapidity for top quarks with fixed transverse momentum $p_T = 10, 50, 100, 300$ GeV. For a fixed $p_T = 50$ GeV, the figures show that around the region of $y_t \sim 0.2$, the fraction of charged leptons in the forward region is about 75% for a right-handed top quark while 45% for a left-handed top quark.

On the contrary, in the case of t_L 's, the ratio R_F does not vary significantly with y_t owing to the anti-boost effect on the charged lepton. For $E_t = 200$ GeV, the boost causes charged leptons to distribute nearly uniformly, and R_F is around 0.5, as seen in the red-dotted curve in Fig. 2(a). When the energy of t_L 's is large enough, the large boost forces most of the charged leptons from top quark decays to move along the top quark direction of motion, even if they move against the top quark direction of motion in the top quark rest frame. The boost yields a large value R_F in the region of large y_t , as shown by the red-dotted curve in Fig. 2(b). The competing influences leave the t_L curve slightly below the t_R curve.

In Fig. 3, we show how R_F varies with p_T^t and y_t . The distributions for right-handed

top quarks t_R 's do not vary greatly with p_T^t because most of the charged leptons follow t_R . However, the shapes of the curves for left-handed top quarks, which are the focus in the discussion below, are very different between the low p_T^t and high p_T^t regions, as is seen in the red-dotted lines. As the top quark moves forward, i.e. $y_t > 0$ for fixed p_T^t , the boost becomes more significant as the energy of the top quark is increased. Therefore, more leptons are forced to move along the direction of the top quark. On the other hand, some fraction of the decay leptons which are initially in the forward/backward region ($y_\ell > 0/y_\ell < 0$) will then be in the backward/forward region by definition. In summary, there are two factors which affect R_F : the boost and the rearrangement of the distribution of charged leptons in the forward ($y_\ell > 0$) and backward ($y_\ell < 0$) region. The former always increases R_F while the latter may increase or decrease the R_F depending on how energetic the top quark is at $y_t = 0$. Generally speaking, when the boost is not significant (low p_T^t and small y_t), R_F decreases when y_t increases from $y_t = 0$, as we can see in the drop in the red-dotted curves in Fig. 3(a) and 3(b). When the boost is big enough, R_F always increases with y_t . The platform-like behavior around $y_t \simeq 0$ in Fig. 3(c) arises because the leptons accumulate nearly uniformly around the axis of motion of the top quark when $p_T^t = m_t/\sqrt{3} \simeq 100$ GeV. Therefore the ratio R_F is rather stable as the top quark changes its direction of motion direction around $y_t = 0$.

III. A_{FB}^t AND A_{FB}^ℓ

The observed positive top-quark asymmetry A_{FB}^t indicates more top quarks are produced in the forward region than in the backward region of rapidity. Both t_R and t_L can generate a positive lepton asymmetry A_{FB}^ℓ . However, as shown in Fig. 2, t_L would need a large boost along the proton beam line (i.e. in the large forward rapidity region) to overcome the fact that most of the charged leptons from its decay move against it in its rest frame. A right-handed top quark t_R can yield a positive A_{FB}^ℓ even for top quarks near the $t\bar{t}$ threshold region. Therefore, the large positive top quark and lepton asymmetries A_{FB}^t and A_{FB}^ℓ observed by the D0 collaboration indicate that the top quark polarization may be playing a non-trivial role. In this section we present a general analysis of the correlation between A_{FB}^t and A_{FB}^ℓ , to prepare for a better understanding of the numerical results derived from NP models to be shown in Sec. IV.

The top quark asymmetry A_{FB}^t can be expressed as a sum of contributions from the SM and NP as:

$$A_{FB}^t = A_{FB}^{t, \text{NP}} \times R + A_{FB}^{t, \text{SM}} \times (1 - R), \quad (7)$$

where

$$A_{FB}^{t, \text{SM}} = \frac{N_F^{\text{SM}} - N_B^{\text{SM}}}{N_F^{\text{SM}} + N_B^{\text{SM}}}, \quad A_{FB}^{t, \text{NP}} = \frac{N_F^{\text{NP}} - N_B^{\text{NP}}}{N_F^{\text{NP}} + N_B^{\text{NP}}}, \quad R = \frac{N_{\text{tot}}^{\text{NP}}}{N_{\text{tot}}^{\text{SM}} + N_{\text{tot}}^{\text{NP}}}, \quad (8)$$

with $N_{F(B)}^{\text{SM}}$ and $N_{F(B)}^{\text{NP}}$ being the numbers of events in which the top quark moves with $y_t > 0$ ($y_t < 0$) in the SM and induced by NP, respectively, and $N_{\text{tot}}^{\text{SM(NP)}}$ is the total number of events predicted in the SM (induced by NP). The NLO QCD contribution to the production process $q\bar{q} \rightarrow t\bar{t}$ could generate a value $A_{FB}^{t, \text{SM}} \sim 5\%$, which is much less than the central value of experimental data.

To somewhat simplify the discussion of the correlation between A_{FB}^t and A_{FB}^ℓ , we assume in this section that A_{FB}^t is generated completely by NP, but all SM contributions (including the NLO QCD effects) are retained in the numerical calculations we present.

The contributions to A_{FB}^t from different polarizations of top quarks can be separated as:

$$A_{FB}^t \approx \left[\rho_{t_L} A_{FB}^{t_L, \text{NP}} + \rho_{t_R} A_{FB}^{t_R, \text{NP}} \right] \times R, \quad (9)$$

where

$$A_{FB}^{\lambda_t, \text{NP}} = \left[\frac{N_F^{\lambda_t} - N_B^{\lambda_t}}{N_F^{\lambda_t} + N_B^{\lambda_t}} \right]_{\text{NP}}, \quad \rho_{\lambda_t} = \frac{N^{\lambda_t, \text{NP}}}{N_{\text{tot}}^{\text{NP}}}. \quad (10)$$

Here, $A_{FB}^{\lambda_t, \text{NP}}$ denotes the forward-backward asymmetry of the top quark with polarization λ_t generated only by NP, while ρ_{λ_t} is the fraction of top quarks with polarization λ_t in $t\bar{t}$ events induced by NP. One advantage of decomposing A_{FB}^t into different top quark polarizations is to monitor the chirality of the couplings of NP particles to top quarks. Another advantage is to make the connection between A_{FB}^ℓ and A_{FB}^t more transparent.

As discussed in Sec. II the ratio R_F^ℓ depends on the top quark kinematics (β , y_t and λ_t). To compute the probability for a charged lepton in the forward region, one must convolute the top quark production cross section with R_F^ℓ on an event-by-event basis, i.e.

$$N^{t\bar{t}} \otimes R_F^{\ell, \lambda_t} = \int N^{t\bar{t}}(\beta, y_t, \lambda_t) R_F^{\ell, \lambda_t}(\beta, y_t) d\Phi, \quad (11)$$

where $N^{t\bar{t}}$ labels the $t\bar{t}$ production rate for a top quark with specific kinematics (β , y_t , λ_t) and Φ stands for the phase space. The lepton asymmetry A_{FB}^ℓ generated by a top quark with polarization λ_t is

$$\begin{aligned}
A_{FB}^{\ell,\lambda_t} \Big|_{\text{NP}} &= \frac{N_F^{\lambda_t} \otimes R_F^{\ell,\lambda_t} + N_B^{\lambda_t} \otimes R_F^{\ell,\lambda_t} - N_F^{\lambda_t} \otimes R_B^{\ell,\lambda_t} - N_B^{\lambda_t} \otimes R_B^{\ell,\lambda_t}}{N_F^{\lambda_t} + N_B^{\lambda_t}} \Big|_{\text{NP}} \\
&= \frac{N_F^{\lambda_t} \otimes (2R_F^{\ell,\lambda_t} - 1) + N_B^{\lambda_t} \otimes (2R_F^{\ell,\lambda_t} - 1)}{N_F^{\lambda_t} + N_B^{\lambda_t}} \Big|_{\text{NP}} \\
&= \frac{(N_F^{\lambda_t} - N_B^{\lambda_t}) \otimes (2R_F^{\ell,\lambda_t} - 1)}{N_F^{\lambda_t} + N_B^{\lambda_t}} \Big|_{\text{NP}}. \tag{12}
\end{aligned}$$

Here,

$$R_B^{\ell,\lambda_t}(\beta, y_t) \equiv \frac{N_B^\ell}{N_F^\ell + N_B^\ell} = 1 - R_F^{\ell,\lambda_t}(\beta, y_t), \tag{13}$$

and we use the following relation between R_F^{ℓ,λ_t} and R_B^{ℓ,λ_t} in our derivation,

$$R_B^{\ell,\lambda_t}(y_t) = R_F^{\ell,\lambda_t}(-y_t). \tag{14}$$

The quantities $N_F^{\lambda_t}$ and $N_B^{\lambda_t}$ in the convolutions in Eq. (12) should be understood as the distributions $N^{t\bar{t}}(\beta, y_t, \lambda_t)\Theta(y_t)$ and $N^{t\bar{t}}(\beta, y_t, \lambda_t)\Theta(-y_t)$, respectively, where $\Theta(x)$ is the Heaviside step function. The quantity $N_F^{\lambda_t} - N_B^{\lambda_t}$ should be understood as $[N^{t\bar{t}}(\beta, y_t, \lambda_t) - N^{t\bar{t}}(\beta, -y_t, \lambda_t)]\Theta(y_t)$. Because R_F^{ℓ,λ_t} in Eq. (12) cannot exceed 1, we have $A_{FB}^\ell \lesssim A_{FB}^t$. When R_F^{ℓ,λ_t} is close to a constant \mathcal{R}_C , e.g. $\mathcal{R}_C \sim 1/2$ around the $t\bar{t}$ threshold ($E_t \sim 200\text{GeV}$) for left-handed top quark or $\mathcal{R}_C \sim 1$ for a highly boosted top quark, Eq. (12) can be simplified as

$$A_{FB}^{\ell,\lambda_t} \Big|_{\text{NP}} = \left[\frac{N_F^{\lambda_t} - N_B^{\lambda_t}}{N_F^{\lambda_t} + N_B^{\lambda_t}} \right]_{\text{NP}} \times (2\mathcal{R}_C - 1) = A_{FB}^{\lambda_t, \text{NP}} \times (2\mathcal{R}_C - 1). \tag{15}$$

Equation (15) and Fig. 2 show that:

- $A_{FB}^{\ell,tL} \sim 0$ when the $t\bar{t}$ pair is produced around the threshold region;
- $A_{FB}^{\ell,tL} \lesssim A_{FB}^{\ell,tR} \approx A_{FB}^t$ in the large $m_{t\bar{t}}$ region.

Although Eq. (15) is approximate, it helps in understanding the NP prediction obtained from a complete numerical calculation.

IV. NEW PHYSICS MODELS: AXIGLUON AND W'

In this section we focus on two models of new physics, an axigluon model [8–10] and a flavor-changing W' model [7]. We examine how these NP models can accommodate the values of both A_{FB}^t and A_{FB}^ℓ measured by the D0 collaboration.

In the axigluon (G') model we assume for simplicity that the interaction of the axigluon to the SM quarks is purely pseudo-vector-like and can be written as

$$\mathcal{L} = g_s (g_l \bar{q}\gamma^\mu\gamma_5 q + g_h \bar{Q}\gamma^\mu\gamma_5 Q) G'_\mu, \quad (16)$$

where q denotes the first two generation quarks in the SM and Q the third generation quarks. The coupling g_s is the usual strong coupling strength; g_l and g_h are the coupling strength (normalized to the QCD strong coupling g_s) of the axigluon to the light quark (q) and the heavy quark (Q), respectively.

The helicity amplitudes of the processes $q\bar{q} \rightarrow g \rightarrow t\bar{t}$ and $q\bar{q} \rightarrow G' \rightarrow t\bar{t}$ are written as $M_g(\lambda_q, \lambda_{\bar{q}}, \lambda_t, \lambda_{\bar{t}})$, and $M_{G'}(\lambda_q, \lambda_{\bar{q}}, \lambda_t, \lambda_{\bar{t}})$, where $\lambda_i = +$ represents the right-handed helicity of particle i and $\lambda_i = -$ the left-handed helicity. The total helicity amplitude is

$$\mathcal{M}(\lambda_q, \lambda_{\bar{q}}, \lambda_t, \lambda_{\bar{t}}) = g_s^2 t_{ba}^A t_{cd}^A \left[\mathcal{M}_g(\lambda_q, \lambda_{\bar{q}}, \lambda_t, \lambda_{\bar{t}}) + \frac{\hat{s} (-g_l g_h)}{\hat{s} - m_{G'}^2 + im_{G'}\Gamma_{G'}} \mathcal{M}_{G'}(\lambda_q, \lambda_{\bar{q}}, \lambda_t, \lambda_{\bar{t}}) \right], \quad (17)$$

where t_{ij}^A is the generator of the color $SU(3)$ group; a, b, c and d are the color indexes of q, \bar{q}, t and \bar{t} , respectively. The non-vanishing helicity amplitudes are

$$\begin{aligned} \mathcal{M}_g(-+--) &= -\mathcal{M}_g(+--+)= \sqrt{1-\beta^2} \sin\theta, \\ \mathcal{M}_g(+---) &= -\mathcal{M}_g(-+++)= \sqrt{1-\beta^2} \sin\theta, \\ \mathcal{M}_g(-+--) &= \mathcal{M}_g(+--+)= -(1+\cos\theta), \\ \mathcal{M}_g(-++-) &= \mathcal{M}_g(+--+) = (1-\cos\theta), \end{aligned} \quad (18)$$

and

$$\begin{aligned} \mathcal{M}_{G'}(+--+)= \mathcal{M}_{G'}(-++-) &= \beta(1+\cos\theta), \\ \mathcal{M}_{G'}(-++-)= \mathcal{M}_{G'}(+--+)= &= \beta(1-\cos\theta), \end{aligned} \quad (19)$$

where $\beta = \sqrt{1-4m_t^2/\hat{s}}$ and θ is the polar angle of the top quark in the c.m. frame of the $t\bar{t}$ pair measured relative to the initial state quark.

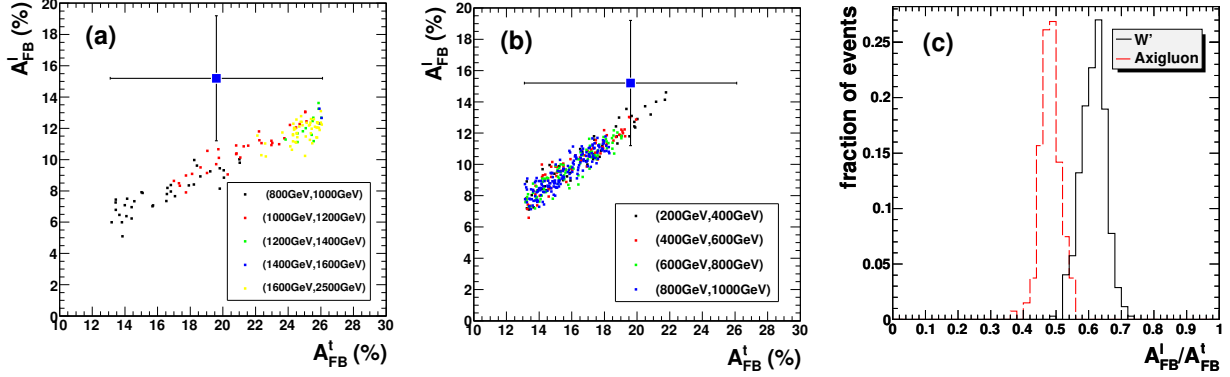


FIG. 4: Correlation between A_{FB}^l and A_{FB}^t for (a) the axigluon and (b) the W' models. The point corresponding to the D0 data is also shown. The numbers within the parentheses label the lower and upper limits of the mass of the NP object. The statistics for the ratio of predicted A_{FB}^l to A_{FB}^t for the G' and W' models are shown in (c). For comparison, the SM values are $A_{FB}^t \sim 5\%$ (off the left side of the plots in (a) and (b)), and $A_{FB}^l \sim 2\%$.

The absence of deviation from the SM expectation in the measured $m_{t\bar{t}}$ distribution [1, 2] indicates the axigluon should be heavy and broad. The axigluon's contribution to $t\bar{t}$ production is therefore through interference with the SM channel. The interference effect becomes largest in the region of large $m_{t\bar{t}}$, i.e. $\beta \sim 1$. Therefore, the last two equations of Eq. (18) dominate. When $\sqrt{\hat{s}} < m_{G'}$, the denominator of the axigluon propagator is negative, and the square of the interference term in the overall amplitude is proportional to

$$\left[2g_l g_h (1 + \cos \theta)^2 - 2g_l g_h (1 - \cos \theta)^2\right] \frac{\hat{s}}{\hat{s} - m_{G'}^2}. \quad (20)$$

The term linear in $\cos \theta$ is $4g_l g_h \hat{s} \cos \theta / (\hat{s} - m_{G'}^2)$. The product $g_l g_h$ must be negative to obtain a positive A_{FB} [8–10].

The top quarks are generated unpolarized owing to the pseudo-vector coupling of the axigluon to the SM fermions, and

$$\rho_{t_L} = \rho_{t_R} = \frac{1}{2}, \quad A_{FB}^{t_L, \text{NP}} = A_{FB}^{t_R, \text{NP}} = \frac{A_{FB}^t}{R} > 0. \quad (21)$$

Since the $t\bar{t}$ cross section is greatest near the threshold region where $A_{FB}^{\ell, t_L} \sim 0$ and $A_{FB}^{\ell, t_R} \sim A_{FB}^t$, the expression for A_{FB}^l becomes

$$\begin{aligned} A_{FB}^l &\approx \rho_{t_L} A_{FB}^{t_L, \text{NP}} (2\mathcal{R}_C - 1) \times R + \rho_{t_R} A_{FB}^{t_R, \text{NP}} (2\mathcal{R}_C - 1) \times R \\ &\sim \frac{1}{2} A_{FB}^t. \end{aligned} \quad (22)$$

We plot our axigluon model predictions for A_{FB}^t and A_{FB}^ℓ in Fig. 4(a). We first scan the theoretical parameter space (g_l , g_h and $m_{G'}$) to fit Tevatron data on A_{FB}^t and the $t\bar{t}$ total production cross section within 1σ . These parameters are then used to calculate A_{FB}^ℓ . The figure shows a clear correlation between A_{FB}^t and A_{FB}^ℓ . The best fit to the correlation is

$$A_{FB}^\ell \simeq 0.47 \times A_{FB}^t + 0.25\% . \quad (23)$$

To fit both A_{FB}^t and A_{FB}^ℓ within 1σ , the mass of the G' must be greater than 1 TeV. For masses this great, top quarks from G' decays are highly boosted and cause most of the charged leptons to move along the direction of the top quarks. We remark here that if the G' is found as a resonance in the $t\bar{t}$ mass distribution, the chirality structure of its coupling to $t\bar{t}$ can possibly be determined at the LHC [16].

A different class of NP models to explain the $t\bar{t}$ forward-backward asymmetry is based on t -channel kinematics. Such models involve large flavor-changing interactions. A model with a non-universal massive neutral vector boson Z' [6] is one of the possibilities. However, it is disfavored because it implies a large rate for same-sign top quark production at the 7 TeV LHC [13], not supported by data [14].

We consider in this paper a flavor-changing W' which couples an incident d -quark to the produced t -quark [7],

$$\mathcal{L} = g_2 g_R \bar{d} \gamma^\mu P_R t W'_\mu + h.c. , \quad (24)$$

where g_2 is the weak coupling. In the W' model, in addition to the SM process $q\bar{q} \rightarrow g \rightarrow t\bar{t}$, the $t\bar{t}$ pair can also be produced via a t -channel process with a W' mediator. Apart from a common factor $-ig_2^2 g_R^2 E_t^2 / (\hat{t} - m_{W'}^2)$, the helicity amplitude $M_{W'}^t(\lambda_q, \lambda_{\bar{q}}, \lambda_t, \lambda_{\bar{t}})$ is

$$\begin{aligned} \mathcal{M}_{W'}^t(+ - - -) &= - [2 + r_W^2] \sqrt{1 - \beta^2} \sin \theta \\ \mathcal{M}_{W'}^t(+ - - +) &= [2(1 - \beta) + r_W^2(1 + \beta)] (1 - \cos \theta) \\ \mathcal{M}_{W'}^t(+ - + -) &= [2(1 + \beta) + r_W^2(1 - \beta)] (1 + \cos \theta) \\ \mathcal{M}_{W'}^t(+ - + +) &= [2 + r_W^2] \sqrt{1 - \beta^2} \sin \theta , \end{aligned} \quad (25)$$

where $r_W = m_t/m_{W'}$.

In the region $\beta \simeq 1$, the nonzero helicity amplitudes are

$$\begin{aligned} \mathcal{M}_{W'}^t(+ - - +) &\sim 2r_W^2(1 - \cos \theta), \\ \mathcal{M}_{W'}^t(+ - + -) &\sim 4(1 + \cos \theta) . \end{aligned} \quad (26)$$

In order to produce top quarks in the forward region, one needs $2r_W^2 < 4$, which is always true for the region of W' masses (heavier than the top quark) considered in this paper. At the Tevatron the β distribution of the top quark in $t\bar{t}$ production peaks around 0.6, and therefore most of the top quarks are not significantly boosted. We can also easily see that more right-handed top quarks are produced compared to left-handed ones in the W' model, $\rho_{t_R} > \rho_{t_L}$. Since the t -channel propagator contributes a minus sign, the total forward-backward asymmetry results from a competition between the square of the purely NP term and the interference term of NP with the SM. The former is proportional to g_R^4 and the latter to g_R^2 . We plot the correlation between A_{FB}^t and A_{FB}^ℓ for the W' model in Fig. 4(b). The strong correlation is fit well by

$$A_{FB}^\ell \simeq 0.75 \times A_{FB}^t - 2.1\% . \quad (27)$$

Moreover, for a relatively light W' ($\lesssim 600$) GeV, both A_{FB}^t and A_{FB}^ℓ can be consistent with the D0 data within 1σ .

For the G' and W' models, Fig. 4(c) shows the statistics for the ratio of the predicted A_{FB}^ℓ to A_{FB}^t , based on the scattered points in Fig. 4(a) and 4(b). The total number of events is normalized to 1. The axigluon model peaks near 50% and W' model near 62%. The ratio in the SM is close to 40%. The W' model generates a larger A_{FB}^ℓ than the axigluon G' model because it produces more right-handed top quarks. The comparison to the D0 point shown in Figs. 4(a and b) indicates that top quark events with a large proportion of right-handed top quarks are favored. Constraints on flavor-changing currents in the W' model allow only right-handed couplings to the top quark, consistent with the D0 A_{FB}^ℓ results. There is no direct evidence of the handedness of the coupling in the massive gluon models. The D0 result could be interpreted as an indirect clue for the chiral couplings of the massive gluon. Improved statistics would help, as well as a measurement of A_{FB}^ℓ by the CDF collaboration.

V. CONCLUSION

The deviation of the top quark forward-backward asymmetry A_{FB}^t from its SM prediction may indicate the presence of new physics. Based simply on the large value of A_{FB}^t , the charged lepton forward-backward asymmetry A_{FB}^ℓ should also be expected to be larger than the SM expectation. Indeed, the D0 collaboration reports $A_{FB}^\ell = 15.2\%$, about 3σ

away above the SM value. In this paper, we study the kinematic and dynamic aspects of the relationship between the asymmetries A_{FB}^t and A_{FB}^ℓ based on the spin correlation between charged leptons and the top quark with different polarization states. Owing to the spin correlation in top quark decay, A_{FB}^ℓ and A_{FB}^t are strongly positively correlated for *right-handed* top quarks. However, for *left-handed* top quarks, the nature of the correlation depends on how boosted the top quark is. For large enough top quark energy, left-handed top quarks will also generate a large charged-lepton asymmetry, similar to that for right-handed quarks. However, if the top quark is not boosted ($E_t \lesssim 200$ GeV), A_{FB}^ℓ from left-handed top quarks will be less than $A_{FB}^t/2$ for a positive A_{FB}^t . Since most of the $t\bar{t}$ events are produced in the threshold region, one may use the large positive values of A_{FB}^t and A_{FB}^ℓ measured at D0 to conclude that production of left-handed top quarks is disfavored. Confirmation of the D0 result and greater statistics are desirable. There is great value in making measurements of both A_{FB}^t and A_{FB}^ℓ because their correlation can be related through top quark polarization to the underlying dynamics of top quark production.

We focus on two benchmark NP models, an axigluon (G') model which produces unpolarized top quarks, i.e. an equal number of right-handed and left-handed top quarks, and a flavor-changing W' model which produced dominantly right-handed top quarks. To determine free parameters, we require that these new physics models fit A_{FB}^t as well as the $t\bar{t}$ total cross section at the Tevatron at 1σ level of accuracy. As we show, there is a strong correlation between A_{FB}^t and A_{FB}^ℓ in both models. The best fit to the relationship is $A_{FB}^\ell \simeq 0.47 \times A_{FB}^t + 0.25\%$ and $A_{FB}^\ell \simeq 0.75 \times A_{FB}^t - 2.1\%$, for the axigluon model and the W' model, respectively, both within 2σ of the D0 result. To generate A_{FB}^ℓ satisfying the data to better than 1σ accuracy, a heavy G' (heavier than about 1 TeV) is preferred, and a light W' (lighter than 600 GeV) is favored.

We do not address the LHC case in this paper but may do so at a later time. Owing to the lack of definition of a forward direction in a pp collision, it is less straightforward to measure the two observables we discuss here.

Acknowledgments

The work of E.L.B., C.R.C. and H.Z. is supported in part by the U.S. DOE under Grants No. DE-AC02-06CH11357. H.Z. is also supported by DOE under the Grant No.

DE-FG02-94ER40840. The work of J.H.Y. is supported in part by the U.S. National Science Foundation under Grand No. PHY-0855561.

- [1] T. Aaltonen *et al.* [CDF Collaboration], Phys. Rev. D **83**, 112003 (2011)
- [2] V. M. Abazov *et al.* [D0 Collaboration], arXiv:1107.4995 [hep-ex].
- [3] J. H. Kühn and G. Rodrigo, Phys. Rev. Lett. **81**, 49 (1998); J. H. Kuhn and G. Rodrigo, Phys. Rev. D **59**, 054017 (1999).
- [4] D. Krohn, T. Liu, J. Shelton and L. T. Wang, arXiv:1105.3743 [hep-ph].
- [5] A. Falkowski, G. Perez and M. Schmaltz, arXiv:1110.3796 [hep-ph].
- [6] S. Jung, H. Murayama, A. Pierce, and J. D. Wells, Phys. Rev. **D81**, 015004 (2010).
- [7] K. Cheung, W. Y. Keung and T. C. Yuan, Phys. Lett. B **682**, 287 (2009);
- [8] P. Ferrario and G. Rodrigo, Phys. Rev. D **80** (2009) 051701;
- [9] P. H. Frampton, J. Shu and K. Wang, Phys. Lett. B **683**, 294 (2010);
- [10] Q.-H. Cao, D. McKeen, J. L. Rosner, G. Shaughnessy, and C. E. M. Wagner, Phys. Rev. **D81**, 114004 (2010).
- [11] B. Xiao, Y. -k. Wang, S. -h. Zhu, Phys. Rev. **D82**, 034026 (2010). [arXiv:1006.2510 [hep-ph]].
- [12] K. Yan, J. Wang, D. Y. Shao and C. S. Li, arXiv:1110.6684 [hep-ph].
- [13] E. L. Berger, Q. H. Cao, C. R. Chen, C. S. Li and H. Zhang, Phys. Rev. Lett. **106** (2011) 201801
- [14] S. Chatrchyan *et al.* [CMS Collaboration], JHEP **1108** (2011) 005
- [15] G. Mahlon and S. J. Parke, Phys. Rev. D **53**, 4886 (1996)
- [16] E. L. Berger, Q. H. Cao, C. R. Chen and H. Zhang, Phys. Rev. D **83**, 114026 (2011)