

# Detection of VER J2019+407 (G78.2+2.1) and Tycho's Supernova Remnant with VERITAS

A. Weinstein<sup>1</sup>, for the VERITAS Collaboration

<sup>1</sup> *Iowa State University*

Supernova remnants (SNRs) are widely considered the most likely source of cosmic rays below the knee ( $10^{15}$  eV). Studies of GeV and TeV gamma-ray emission in the vicinity of SNRs, in combination with multi-wavelength observations, can trace and constrain the nature of the charged particle population believed to be accelerated within SNR shocks. They may also speak to the diffusion and propagation of these energetic particles and to the nature of the acceleration mechanisms involved. We report here on the discoveries and interpretation of VHE gamma-ray emission from G120.1+1.4 (Tycho's SNR) and from the northwest shell of G78.2+2.1 (gamma-ray source VER J2019+407, which was discovered as a consequence of the VERITAS Cygnus region survey).

## 1. Introduction

Cosmic rays with energies up to  $10^{15}$  eV are believed to be accelerated at strong shocks of supernova remnants (SNRs). Current space-borne (Fermi) and ground-based (VERITAS, HESS, MAGIC) gamma-ray telescopes allow us to study cosmic-ray accelerators via secondary gamma-ray production, either via the inverse Compton process (electrons) or via the decay of neutral pions ( $\pi^0 \rightarrow \gamma\gamma$ ) produced when high-energy cosmic-ray ions collide inelastically with the ambient medium. Studies of GeV and TeV gamma-ray emission in the vicinity of SNRs, in combination with multi-wavelength observations, can trace and constrain the nature of the charged particle population believed to be accelerated within SNR shocks. They may also speak to the diffusion and propagation of these energetic particles and to the nature of the acceleration mechanisms involved. We discuss here recent detections of two TeV gamma-ray sources by VERITAS, one identified with Tycho's SNR, the other potentially identified with SNR G78.2+2.1, that have the potential to further illuminate this long-standing question.

## 2. VERITAS

The VERITAS instrument is an array of four 12-m imaging atmospheric Cherenkov telescopes located at the Fred Lawrence Whipple Observatory in southern Arizona. Each telescope is equipped with a  $3.5^\circ$  field-of-view (FOV). The instrument has good (15-25%) energy resolution over an energy range of 100 GeV - 30 TeV, excellent angular resolution ( $R_{68} < 0.1^\circ$ ), and achieves a sensitivity of 1% of the Crab Nebula flux in approximately 25 hours. For more details on the VERITAS instrument and analysis techniques, please refer to [11, 12].

## 3. Tycho's SNR

The SNR, G120.1+1.4, also known as Tycho's SNR, is the relic of a Type Ia supernova [14] observed in 1572. Tycho's SNR is young among Galactic SNRs (438 years). It shows a distinct shell-like morphology in radio [5] and strong non-thermal X-ray emission concentrated in the SNR rim, with filaments that have been taken as evidence for electron acceleration [4, 9, 13, 28].

VERITAS observations performed between 2008 and 2010 reveal one of the weakest sources yet detected in TeV gamma rays, with an integral flux above 1 TeV of  $1.87 \pm 0.51_{\text{stat}} \times 10^{-13} \text{cm}^{-2} \text{s}^{-1}$ , or  $\sim 0.9\%$  of the Crab Nebula emission above the same energy [1]. The TeV photon spectrum can be described by a power law:  $dN/dE = C(E/3.42 \text{TeV})^{-\Gamma}$ , with  $\Gamma = 1.95 \pm 0.51_{\text{stat}} \pm 0.30_{\text{sys}}$  and  $C = (1.55 \pm 0.43_{\text{stat}} \pm 0.47_{\text{sys}}) \times 10^{-14} \text{cm}^{-2} \text{s}^{-1} \text{TeV}^{-1}$ .

The source is well-fit by a simple symmetric Gaussian with width fixed at the instrument point-spread function (68% containment radius of  $0.11^\circ$ ) and is thus compatible with a point source. The center of the fit, at 00h 25m 27.0s, +64 10' 50" (J2000), is offset by  $0.04^\circ$  from the center of the remnant, with the statistical and systematic uncertainties in this position being  $0.023^\circ$  and  $0.014^\circ$  respectively. Figure 1 shows that the peak of the gamma-ray emission is slightly displaced in the direction of a molecular cloud that is seen by integrating over the velocity range between  $\sim 68 \text{kms}^{-1}$  and  $\sim 50 \text{kms}^{-1}$  [17] and that may be interacting with the northeast quadrant of the remnant. While it is tempting to interpret this as indicative of hadronic emission associated with the cloud itself, not only is the effect not statistically significant but the association of the cloud with the remnant has been recently disputed [23].

Taken together with observations made at other wavelengths, however, the case for hadronic acceleration within the remnant appears strong. Figure 2 shows a pair of simple model fits, based on scenarios where the TeV emission is dominated by leptonic

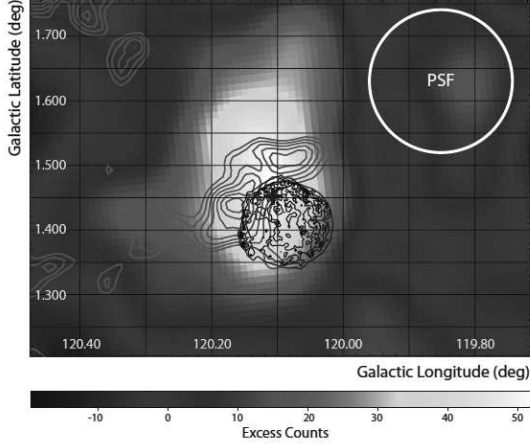


Figure 1: Background-subtracted VERITAS gamma-ray count map showing the region around Tycho's SNR, smoothed with an 0.06 Gaussian kernel. The centroid of the VHE gamma-ray emission is indicated with a thick black cross[1]. Overlaid on the image are X-ray contours (thin black lines) from a Chandra ACIS observation[9] and 12CO emission ( $J=1-0$ ) from the FCRAO Survey (gray lines)[8]. The VERITAS PSF is shown as a white circle.

(inverse-Compton) emission and hadronic (pion decay) emission[22] respectively, and generated assuming no influence from the molecular cloud. Particle spectra of the form  $dN/dE = AE^{-\alpha}e^{(-E/E_c)}$  have been used, with the spectral index  $\alpha$  fixed to a common value for both scenarios. The cutoff energy  $E_c$  is permitted to differ as is expected for loss-dominated distributions[1]. For the leptonic model the derived field is  $\sim 80\mu\text{G}$  and the hadronic model has a lower limit of  $\sim 230\mu\text{G}$ . These values are well above both the usual  $\sim 3\mu\text{G}$  fields of the interstellar medium and the values expected from shock-compression of that field in moderate-density environments[6]. As a consequence, the VERITAS detection of gamma-rays from Tycho can be considered additional evidence for magnetic field amplification with the remnant.

With the models as shown here (fitted only to VERITAS, radio, and X-ray data[1], scenarios where the gamma-ray emission is dominated by leptonic or hadronic emission are both a reasonable fit, with the preference for hadrons resting largely on the fact the field of  $\sim 80\mu\text{G}$  required by the leptonic model is noticeably lower than the values of  $200 - 300\mu\text{G}$  derived from the thinness of the X-ray synchrotron emission rim[3]. Along these lines of argument, a more recent paper, incorporating both Fermi-LAT observations of Tycho and the VERITAS spectrum shown here, claims that the only model consistent with the Tycho broad-band spectrum in this case is one in which the Fermi and VERITAS gamma-ray spectrum

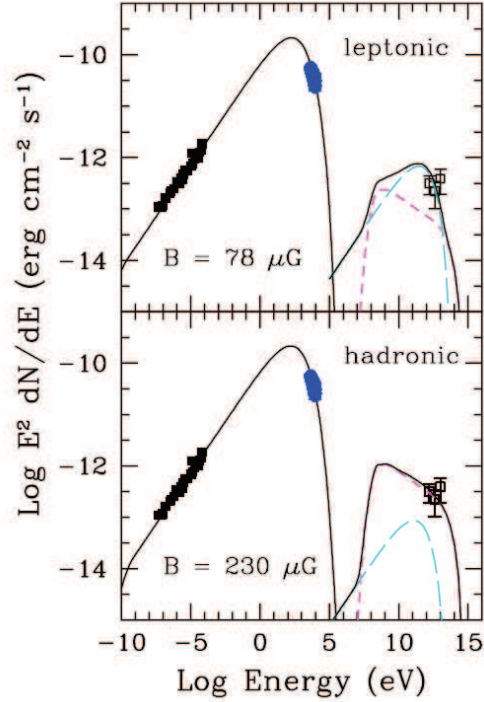


Figure 2: Emission models fitted to the broadband SED (radio, non-thermal X-ray, and VHE gamma-ray emission) of Tycho's SNR. Upper panel and lower panels show a lepton-dominated and hadron-dominated model, respectively. The long-dashed curve is the inverse-Compton (IC) component; the dashed curve the pion-decay emission. The solid line at high energies is the sum of these components while at low energies it corresponds to synchrotron emission.

is produced by hadrons[20, 21]. It should be noted, however, that regardless of the model used to explain the gamma-ray emission, the total relativistic particle energy, which represents a significant fraction of the total kinetic energy of the SNR, remains dominated by hadrons[1].

#### 4. SNR G78.2+2.1 and VER J2019+407

SNR G78.2+2.1 is a  $\sim 1^\circ$  diameter SNR at  $\sim 1.7$  kpc distance. At  $\sim 7000$  years [10, 16, 18] it is considerably older than Tycho, and is thought to be in an early phase of adiabatic expansion into a medium of fairly low density [18]. Much of the radio and X-ray emission lies in distinct northern and southern features [25, 30]. Gosachinskiy[7] also identifies a slowly expanding H I shell immediately surrounding the radio shell which Lozinskaya *et al.*[18] suggest was created by the progenitor stellar wind. A gamma-ray pulsar PSR J2021+4026 is located at the center of the remnant. Unlike Tycho, G78.2+2.1's is large enough

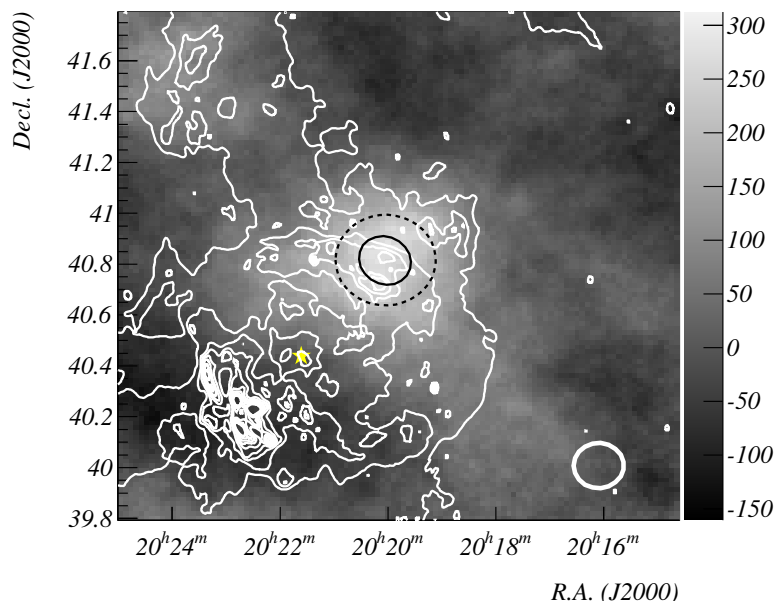


Figure 3: *VERITAS* gamma-ray image of SNR G78.2+2.1 showing the detection of VER J2019+407. The SNR is delineated by CGPS 1420MHz radio contours (white) [26]; the solid black ellipse co-incident with VER J2019+407 is the 95% confidence ellipse for 1FGL J2020.0+4049; the dashed black circle shows the fitted extent of VER J2019+407. The star symbol shows the location of the central *Fermi* pulsar PSR J2021+4026. The white circle (bottom right corner) indicates the 68% containment size of the *VERITAS* TeV PSF for this analysis.

to resolve in gamma-rays.

The *VERITAS* Cygnus Region Survey[29] revealed possible emission near G78.2+2.1, later confirmed by  $\sim 20$  hours of follow-up observations. In the follow-up data alone, a clear signal with  $268 \pm 34$  net counts is detected at a location overlapping the northern rim of the remnant, significant at the 7.5 standard deviations after accounting for search trials[2]. Modeling of the source by a two-dimensional Gaussian convolved with the *VERITAS* TeV PSF reveals the source to be extended, with an intrinsic extension of  $0.18^\circ \pm 0.03_{stat}^{+0.02}_{-0.01_{sys}}$  and a fitted centroid position of R.A.  $20^h20^m00.0^s$ , Decl.  $+40^\circ49'12''$  (J2000)). However, the apparent source profile (as illustrated in Figure 3) appears both asymmetric and non-Gaussian.

Figure 3 shows the gamma-ray excess detected by *VERITAS* in relationship to the SNR as seen at other wavelengths. The emission seems to follow an arc-shaped structure in the radio continuum contours (as seen at 1420 MHz). The brightest part of the emission is offset by  $\sim 0.5^\circ$  from the *Fermi* LAT pulsar PSR J2021+4026 (1FGL J2021.5+4026), but is co-located with the *Fermi* source 1FGL J2020.0+4049 only  $9''$  away. This region of gamma-ray emission does coincide with enhanced thermal X-ray emission that is suggestive of shocked H I [25]; curiously, it lies in a void of CO emission [15]. The TeV emission also lies near a region of bright [S II] optical line emission

within the SNR that is identified as shock heated gas based on the [S II]/H $\alpha$  line ratio [19].

The relationship of VER J2019+407 and 1FGL J2020.0+4049 to G78.2+2.1, and the nature of the gamma-ray emission being produced, are not yet clear. While VER J2019+407 could be a PWN related to PSR J2021+4026, the significant angular displacement between the two sources, when coupled with the total absence of TeV emission at the position of PSR J2021+4026, makes this less likely. Likewise, while it is possible that VER J2019+407 is the PWN of an unknown pulsar in the line-of-sight towards SNR G78.2+2.1, this would ascribe the location of VER J2019+407 near the [S II] line emission and the enhanced thermal X-ray emission to chance superposition. A more straightforward explanation of the TeV emission and the features observed in the X-ray, optical, and radio continuum would be that the gamma-ray emission arises from particle acceleration (either hadronic or leptonic) within the SNR shock. While molecular clouds are frequently invoked as potential sites of hadronic gamma-ray emission, the dearth of CO in this region means this is not the case here; the target material would have to be H I, for which the H I shell surrounding the remnant could provide a plausible source. In this scenario, the pre-shock density estimates of  $1 - 10 \text{ cm}^{-3}$  based on the ratio of [S II]  $\lambda 6716$  to [S II]  $\lambda 6731$  line fluxes[19]

appear consistent with those extrapolated from the TeV gamma-ray flux.

## 5. Conclusions

Detection of gamma-ray emission from Tycho's SNR and from the vicinity of G78.2+2.1 has added to the VERITAS catalog a pair of gamma-ray sources with a strong potential to shed light on cosmic-ray origin and its relationship to supernova remnants. Although the relationship between the point-like gamma-ray emission from Tycho's SNR and a nearby molecular cloud is not clear, the broad-band SED from this remnant favors not only a predominance of accelerated ions within the remnant but a hadronic origin to the gamma-ray emission itself. The extended gamma-ray emission from VER J2019+407, on the other hand, appears to track part of G78.2+2.1's shell, which because of the remnant's large size is easily resolved. While the total lack of CO at this position makes it clear we are not dealing with a molecular cloud scenario, a hadronic origin to the gamma-ray emission from VER J2019+407 is not ruled out. Preliminary indications are that the density of H I, possibly due to interaction with the wall of a cavity blown by the progenitor stellar wind, is sufficient to produce the observed gamma-ray flux in a hadronic emission scenario.

## 6. Acknowledgments

This research was supported in part by NASA Grant NNX09AT91G. VERITAS research is supported by grants from the U.S. Department of Energy Office of Science, the U.S. National Science Foundation and the Smithsonian Institution, by NSERC in Canada, by Science Foundation Ireland (SFI 10/RFP/AST2748) and by STFC in the U.K. We acknowledge the excellent work of the technical support staff at the Fred Lawrence Whipple Observatory and at the collaborating institutions in the construction and operation of the instrument.

## References

- [1] Acciari, V. A., et al. 2011, ApJL, 730, L20
- [2] Acciari, V. A., et al. 2011, in prep.
- [3] Ballet, J. 2006, Advances in Space Research, 37, 1902
- [4] Bamba, A., et al., 2005, ApJ, 621, 793
- [5] Dickel, J.R., et al., Nature, 1991, 101, 2151
- [6] Ellison, D.C. and Vladimirov, A., 2008, ApJ, 673, L47, 0711, 4839
- [7] Gosachinskij, I. V. 2001, Astronomy Letters, 27, 233
- [8] Heyer et al., 1998, ApJS, 115, 241
- [9] Hwang, U., et al., 2002, Journal of Astrophysics and Astronomy, 23, 81
- [10] Higgs, L. A., et al., 1977, AJ, 82, 718
- [11] Holder, J. et al. 2011, these proceedings.
- [12] Holder, J., et al. 2006, Astroparticle Physics, 25, 391
- [13] Katsuda, S., et al., 2010, ApJ, 709, 1387
- [14] Krause, O., et al., 2008, Nature, 456, 617
- [15] Ladouceur, Y., & Pineault, S. 2008, AAP, 490, 197
- [16] Landecker, T. L., Roger, R. S., & Higgs, L. A. 1980, AAPS, 39, 133
- [17] Lee, J.-J., Koo, B.-C., & Tatematsu, K. 2004, ApJL, 605, L113
- [18] Lozinskaya, T. A., Pravdikova, V. V., & Finoguenov, A. V. 2000, Astronomy Letters, 26, 77
- [19] Mavromatakis, F. 2003, AAP, 408, 237
- [20] Morlino, G., & Caprioli, D. 2011, arXiv:1105.6342
- [21] Naumann-Godo, *et al.*. Fermi Symposium, Rome, Italy, 2011.
- [22] Slane, P., et al. 2010, ApJ, 720, 266
- [23] Tian, W. W., & Leahy, D. A. 2011, ApJ, 729, L15
- [24] Trepl, L., et al. 2010, MNRAS, 405, 1339-1348
- [25] Uchiyama, Y., Takahashi, T., Aharonian, F. A., & Mattox, J. R. 2002, ApJ, 571, 866
- [26] Taylor, et al. 2003, AJ, 125, 3145
- [27] Tian, W. W., & Leahy, D. A. 2011, ApJL, 729, L15
- [28] Warren, J. S., et al. 2005, ApJ, 634, 376
- [29] Weinstein, A., *et al.* in 2009 *Fermi* Symposium, Washington, D.C., 2009, edited by W. N. Johnson and D. J. Thompson, eConf C0911022, (2009) [arXiv:0912.4492]
- [30] Zhang, X., et al. 1997, AAP, 324, 641