

HIGH-ENERGY EMISSION INDUCED BY ULTRA-HIGH-ENERGY PHOTONS AS A PROBE OF ULTRA-HIGH-ENERGY COSMIC-RAY ACCELERATORS EMBEDDED IN THE COSMIC WEB

KOHTA MURASE¹

ABSTRACT

The photomeson production in ultra-high-energy cosmic-ray (UHECR) accelerators such as γ -ray bursts and active galaxies may lead to ultra-high-energy (UHE) γ -ray emission. We show that generation of UHE pairs in magnetized structured regions embedding the sources is inevitable, and accompanied $\gtrsim 0.1$ TeV synchrotron emission provides an important probe of UHECR acceleration. It would especially be relevant for powerful transient sources, and synchrotron pair echoes may be detected by future CTA via coordinated search for transients of duration $\sim 0.1 - 1$ yr for the structured regions with \sim Mpc. Detections will be useful for knowing structured extragalactic magnetic fields as well as properties of the sources.

Subject headings: radiation mechanisms: non-thermal — gamma rays: general — cosmic rays

1. INTRODUCTION

The origin of ultra-high-energy cosmic rays (UHECRs) has been a big mystery in astroparticle physics (see reviews, e.g., Bhattacharjee & Sigl 2000; Dermer 2007; Kotera & Olinto 2011). Despite recent observational progress by HiRes, the Pierre Auger Observatory (PAO) and the Telescope Array, interpretations of crucial information, anisotropy (Abraham et al. 2007; Abraham et al. 2010a; Abbasi et al. 2010a; Abreu et al. 2011) and composition (Abraham et al. 2010b; Abbasi et al. 2010b), have not been settled and different arguments have been suggested (e.g., Dermer 2007; Gorbunov et al. 2008; Lemoine & Waxman 2009; Murase & Takami 2009; Zaw et al. 2009; Biermann & de Souza 2011). To identify sources or accelerators and investigate their physical mechanisms, other messengers, high-energy γ rays and neutrinos, should be important. Now, a km^3 neutrino detector, IceCube, was completed, and *Fermi* and ground-based Cherenkov γ -ray detectors are operating. At TeV energies, the Cherenkov Telescope Array (CTA) with much better sensitivities (CTA Consortium 2010), is being planned.

Various candidates of the sources, including active galactic nuclei (AGN), γ -ray bursts (GRBs) and newly born magnetars, have been suggested (see reviews, e.g., Dermer 2007; Kotera & Olinto 2011, and references therein). Theoretically, $E \gtrsim 10^{20}$ eV cosmic-ray accelerators must be powerful enough, and the magnetic luminosity of those relativistic outflow sources may satisfy $L_B \gtrsim 10^{47.2} \text{ erg s}^{-1} (E_{20}/Z)^2 \Gamma_1^2$ (Blandford 2000; Farrar & Gruzinov 2009; Lemoine & Waxman 2009), where $E = 10^{20}$ eV, E_{20} and $\Gamma = 10\Gamma_1$ is the outflow Lorentz factor. This is even the case if UHECRs mainly consist of protons, which tempts us to consider transient sources like GRBs (Lemoine & Waxman 2009). In the AGN case, flaring activities have the advantage in explaining that the power of correlating AGN seems insufficient to produce UHECRs (Dermer et al. 2009; Lemoine & Waxman 2009; Zaw et al. 2009).

For charged cosmic rays, extragalactic magnetic fields (EGMFs) in structured regions embedding the sources and the Galactic magnetic field play crucial

roles in causing deflections and significant time delays (e.g., Takami et al. 2006; Kotera & Lemoine 2008; Murase & Takami 2009; Kotera & Olinto 2011). On the other hand, photons and neutrinos, which are generated in the sources, can be more beamed and coincident with their activities. For transients, due to the difficulty in revealing the sources with UHECRs, it is more favorable to detect photons and neutrinos.

We study a characteristic signature of $E_p \gtrsim 10^{20}$ eV cosmic-ray accelerators. In powerful UHECR sources, one may expect ultra-high-energy (UHE) γ rays as well as neutrinos produced via the $p\gamma$ reaction, which induce intergalactic cascades. We show that a significant energy fraction should appear as synchrotron emission in magnetized structured regions, and this synchrotron pair echo is a crucial probe especially for powerful transients.

2. PRODUCTION AND FATE OF UHE PHOTONS

If cosmic rays are accelerated up to ultra-high energies in GRBs and AGN, the $p\gamma$ reaction between protons and photons *inside* the source should lead to hadronic γ rays and neutrinos (e.g., Waxman & Bahcall 1997; Rachen & Mészáros 1998; Atoyan & Dermer 2001; Atoyan & Dermer 2003; Murase 2007; Murase 2009). Their spectra are calculated given proton and target photon spectra, and we use a (broken) power-law photon spectrum which is expected in the electron synchrotron emission mechanism: $dn/d\varepsilon \propto \varepsilon^{-\alpha}$. Here ε is the target photon energy in the comoving frame of the outflow with Γ (while $\varepsilon_{\text{ob}} \approx \Gamma\varepsilon$ is the energy in the observer frame). For GRBs and AGN, $\alpha \sim 1 - 1.5$ for $\varepsilon < \varepsilon^b$ and $\alpha \sim 2$ for $\varepsilon > \varepsilon^b$ are observed as typical values, where ε^b is the break energy. Then, using the rectangular approximation, the effective optical depth for the $p\gamma$ reaction is estimated to be (e.g., Waxman & Bahcall 1997; Rachen & Mészáros 1998; Murase et al. 2008)

$$f_{p\gamma} \approx \frac{t_{\text{dyn}}}{t_{p\gamma}} \simeq \frac{2\kappa_{\Delta}\sigma_{\Delta}}{1+\alpha} \frac{\Delta\bar{\varepsilon}_{\Delta}}{\bar{\varepsilon}_{\Delta}} \frac{L_{\gamma}^b}{4\pi r\Gamma^2 c\varepsilon_{\text{ob}}^b} \left(\frac{E_p}{E_p^b}\right)^{\alpha-1}, \quad (1)$$

where $t_{\text{dyn}} \approx r/\Gamma c$ is the dynamical time, $t_{p\gamma}$ is the $p\gamma$ cooling time, $\sigma_{\Delta} \sim 5 \times 10^{-28} \text{ cm}^2$, $\kappa_{\Delta} \sim 0.2$, $\bar{\varepsilon}_{\Delta} \sim 0.3 \text{ GeV}$, $\Delta\bar{\varepsilon}_{\Delta} \sim 0.2 \text{ GeV}$, L_{γ}^b is the luminosity at $\varepsilon_{\text{ob}}^b$, r is the emission radius, and $E_p^b \approx 0.5\Gamma^2 m_p c^2 \bar{\varepsilon}_{\Delta}/\varepsilon_{\text{ob}}^b$. For AGN with $L_{\gamma}^b = 10^{45.5} \text{ erg/s}$, $\varepsilon_{\text{ob}}^b = 10 \text{ eV}$, $\Gamma = 10$ and $r = 10^{17.5} \text{ cm}$, one has $f_{p\gamma} \approx 0.88 \times 10^{-3} (E_p/1.6 \times 10^{18} \text{ eV})^{0.5}$, while $f_{p\gamma} \simeq$

¹ Department of Physics, Center for Cosmology and AstroParticle Physics, The Ohio State University, Columbus, OH 43210, USA

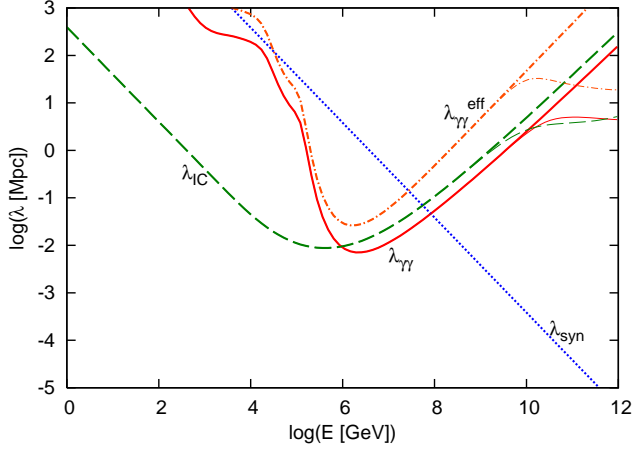


FIG. 1.— The interaction length (solid curves) and effective loss length (dotted-dashed curves) of high-energy photons for the pair creation process, the energy loss length of electron-positron pairs for the inverse-Compton process (dashed curves), and the synchrotron cooling length for $B_{\text{EG}} = 10^{1.5}$ nG (dotted curve). Thick/thin curves represent cases without/with the CRB.

0.022 for typical high-luminosity (HL) GRBs with $L_\gamma^b = 10^{51.5}$ erg/s, $\varepsilon_{\text{ob}}^b = 500$ keV, $\Gamma = 10^{2.5}$ and $r = 10^{14.5}$ cm though the multi-pion production enhances $f_{p\gamma}$ by a factor of ~ 3 (Murase 2007; Murase 2008). Hadronic γ rays are generated via $\pi^0 \rightarrow 2\gamma$, and their generation spectrum is roughly expressed as $E^2 \phi_{\text{gen}}^{\text{had}} \propto f_{p\gamma} E_p^{2-p} \propto E^{1+\alpha-p}$ thanks to π^0 's short lifetime ($\tau_{\pi^0} = 8.4 \times 10^{-17}$ s). Then, cascades in the source happen at energies where $\gamma\gamma$ optical depth $\tau_{\gamma\gamma}$ is large. On the other hand, UHE photons may also escape from synchrotron sources (e.g., GRBs and high-peaked BL Lacs) due to synchrotron self-absorption suppression below $\varepsilon_{\text{ob}}^{\text{sa}}$ in the target photon spectrum (Razzaque et al. 2004; Li & Waxman 2007; Murase 2009)². The escape fraction f_{esc} is estimated by $e^{-\tau_{\gamma\gamma}}$ for the instantaneous emission from a thin shell or $(1 - e^{-\tau_{\gamma\gamma}})/\tau_{\gamma\gamma}$ in the emitting slab. The escape can be easier when more detailed effects are included (Granot et al. 2008).

We hereafter consider such UHE photon sources. The typical energy of γ rays produced by the $p\gamma$ reaction is $E_\gamma \approx 10^{19}$ eV $E_{p,20}$, so they can provide evidence of UHECR acceleration (Murase 2009). They are cascaded (or attenuated) in intergalactic space due to interactions with the cosmic infrared, microwave, and radio background (CIB/CMB/CRB). Their interaction length for $\gamma\gamma$ pair creation is $\lambda_{\gamma\gamma} \sim 2.1$ Mpc $E_{\gamma,19}(10/\ln(4200E_{\gamma,19}))$ (see Figure 1), and UHE pairs with $\gamma_e \sim 2 \times 10^{13} E_{\gamma,19}$ are generated.

Our Universe has the large scale structure and this inhomogeneity is crucial for propagation and resulting cascades. Sources should be embedded in structured regions, filaments and galaxy clusters, whose scale is $l \sim \text{Mpc}$ that is comparable to the interaction length of UHE photons. Observations suggest EGMFs with $\sim \mu\text{G}$ in cluster centers and $\sim 0.1 \mu\text{G}$ in cluster outskirts (e.g., Carilli & Taylor 2002). Based on a physically motivated, turbulent dynamo model,

² The emission zone of UHE photons cannot be too strongly magnetized to avoid 1γ pair creation, i.e., $(E_\gamma/2\Gamma m_e c^2)(B'_\perp/B_Q) \lesssim 1$ ($B'_\perp \lesssim 2000 \text{ G } \Gamma_{2.5} E_{\gamma,19}^{-1}$), implying sufficient large emission radii. For GRBs, it can be realized in afterglow, and prompt emission when the target photon field exists above the acceleration region of UHE protons (that is plausible).

sophisticated simulations suggested that filaments have $B_{\text{EG}} \sim \text{a few} \times 10$ nG (Ryu et al. 2008; Cho & Ryu 2009). In addition, magnetic fields with $\sim 10^{1-2}$ nG are expected in haloes of old elliptical galaxies ($l \sim 1-3$ Mpc) or magnetized galactic winds from galaxies ($l \sim 0.5-1$ Mpc) (e.g., Furlanetto & Loeb 2001; Bertone et al. 2006), and small scale fields could be even stronger. In such magnetized regions, the synchrotron loss length, $\lambda_{\text{syn}} \simeq 240 \text{ pc } \gamma_e^{-1} B_{\text{EG},-7.5}^{-2}$, is much shorter than l and the inverse-Compton (IC) loss length, $\lambda_{\text{IC}}^{\text{KN}} \sim 6.7 \text{ Mpc } \gamma_e^{-1} (10/\ln(5.8 \times 10^4 \gamma_{e,13.5}) - 2)$ (in the Klein-Nishina regime), so UHE pairs are quickly depleted via synchrotron emission with typical energies,

$$E_{\text{syn}} \simeq 0.37 \text{ TeV } \gamma_{e,13.5}^2 B_{\text{EG},-7.5}. \quad (2)$$

Here $\gamma_e = 10^{13.5} \gamma_{e,13.5}$ and $B_{\text{EG}} = 10^{-7.5} \text{ G } B_{\text{EG},-7.5}$. Noticing that the energy fraction of UHE photons converted into UHE pairs is $\sim (1 - e^{-l/\lambda_{\gamma\gamma}})$, the intrinsic synchrotron fluence (or flux for a steady source) at $E_{\text{syn}} \approx 0.01 (he B_{\text{EG}}/m_e^3 c^5) E_p^2$ is estimated to be

$$E^2 \phi \sim \frac{1 - e^{-l/\lambda_{\gamma\gamma}}}{8\pi d^2} \left(\frac{1}{2} f_{\text{esc}} f_{p\gamma} \tilde{\mathcal{E}}_{\text{CR}}^{\text{iso}} \right), \quad (3)$$

where $\tilde{\mathcal{E}}_{\text{CR}}^{\text{iso}} \equiv E_p^2 \frac{dN_{\text{CR}}^{\text{iso}}}{dE_p}$ is the differential cosmic-ray energy input and d is the distance. The synchrotron spectrum of the structured region is roughly expressed as $E^2 \phi \propto E^{(\alpha-p)/2}$ (in the limit of $1 - e^{-l/\lambda_{\gamma\gamma}} \sim l/\lambda_{\gamma\gamma}$). The deflection angle, $\theta_{\text{EG}} \approx \sqrt{2} \lambda_{\text{syn}} / \sqrt{3} r_L \simeq 3.5 \times 10^{-4} \gamma_{e,13.5}^2 B_{\text{EG},-7.5}^{-1}$, is typically smaller than θ_j , so high-energy emission is beamed. The time spread is crucial for transient sources, and from Eq. (2) we get

$$\Delta t_{\text{EG}} \approx \theta_{\text{EG}}^2 (l/2c) \simeq 0.27 \text{ yr } E_{\text{syn},11.5}^{-2} l_{\text{Mpc}} \quad (4)$$

for $l < \lambda_{\gamma\gamma}$, which suggests $\lesssim \text{yr}$ transients at $\gtrsim 0.1$ TeV.

UHECRs themselves may leave the source, though details of the escape process are uncertain. They can also make synchrotron γ rays in the structured regions (Gabici & Aharonian 2005; Kotera et al. 2011). As recently studied, structured EGMFs cause significant deflections and time delays (e.g., Takami et al. 2006; Takami & Murase 2011). The deflection angle is $\theta_{\text{CR}} \approx \sqrt{2l\lambda_{\text{co}}}/3r_L \simeq 0.044 \bar{B}_{\text{EG},-8} (\lambda_{\text{co}}/l)^{1/2} l_{\text{Mpc}} E_{p,20}^{-1}$ for volume-averaged fields of $\bar{B}_{\text{EG}} \sim 10$ nG in filaments (Ryu et al. 2008; Cho & Ryu 2009), and the time spread due to the EGMF around the source,

$$\Delta t_{\text{CR}} \approx \theta_{\text{CR}}^2 (l/4c) \simeq 1.6 \times 10^3 \text{ yr } \bar{B}_{\text{EG},-8}^2 (\lambda_{\text{co}}/l) l_{\text{Mpc}}^3 E_{p,20}^{-2}, \quad (5)$$

is much longer than Δt_{EG} , where λ_{co} is the coherent length of structured EGMFs. Eq. (5) also agrees with numerical calculations (Takami & Murase 2011). Note that, though the volume filling factor is uncertain, such EGMFs imply effective fields of $B_{\text{eff}} \lambda_{\text{eff}}^{1/2} \sim 0.3 \text{ nG Mpc}^{1/2}$, consistent with upper limits from the Faraday rotation measure (Kotera & Olinto 2011; Takami & Murase 2011). The total time spread Δt_{CR} can be longer due to the void EGMF and intervening structured EGMFs (Takami & Murase 2011).

We are mainly interested in emissions from the structured regions, but emission may also come from the void region in which the EGMF is weaker and then the IC cascade will be developed (e.g., Murase et al. 2009; Neronov & Vovk 2010; Essey et al. 2011). Note that recent *Fermi*-era limits on

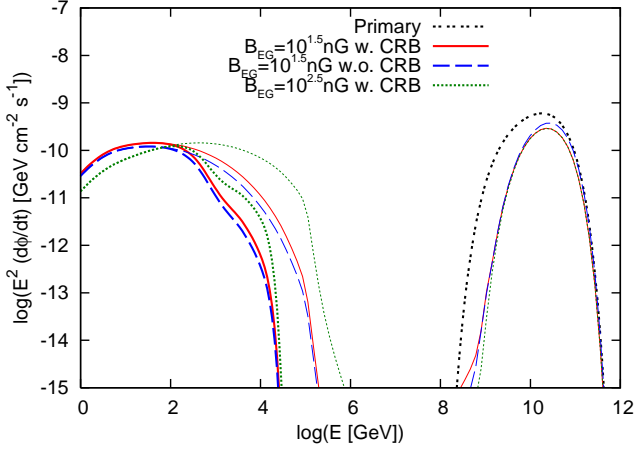


FIG. 2.— γ -ray energy fluxes from structured regions embedding a steady AGN-like source at $z = 0.15$, with an injection spectrum $\tilde{L}_\gamma = 10^{44.2} \text{ erg/s } (E/E_\gamma^{\text{max}})^{0.5} e^{-E_\gamma^{\text{min}}/E} e^{-E/E_\gamma^{\text{max}}}$, where $E_\gamma^{\text{max}} = 10^{19.5} \text{ eV}$ and $E_\gamma^{\text{min}} = 10^{18.5} \text{ eV}$. Here the jet opening angle $\theta_j = 0.1$ is also used. Thick/thin solid, dashed and dotted curves represent cases after/before $\gamma\gamma$ attenuation in the void region.

the void EGMF (Essey et al. 2011) do not contradict much stronger EGMFs expected in clusters and filaments (e.g., Kotera & Olinto 2011). For cascaded pairs in the Thomson regime, the IC loss length is $\lambda_{\text{IC}} \simeq 72 \text{ kpc } \gamma_{e,7}^{-1}$ and upscattered CMB photons have $E_{\text{IC}} \approx (4/3) \gamma_e^2 \varepsilon_{\text{CMB}} \simeq 88 \text{ GeV } \gamma_{e,7}^2$. The deflection angle is $\theta_{\text{IGV}} \approx \sqrt{2} \lambda_{\text{IC}} / \sqrt{3} r_L \simeq 1.1 \gamma_{e,7}^{-2} B_{\text{IGV},-13}$, so the IC cascade emission in voids is diluted unless the EGMF is weak enough. The EGMF dependence is more crucial for transients. Noticing the effective loss length of UHE photons, $\lambda_{\gamma\gamma}^{\text{eff}} \simeq 47 \text{ Mpc } E_{\gamma,19}$ (Bhattacharjee & Sigl 2000), one roughly obtains $\Delta t_{\text{IGV}} \sim \theta_{\text{IGV}}^2 (\lambda_{\gamma\gamma}^{\text{eff}} / 2c) \simeq 7.1 \times 10^6 \text{ yr } E_{\text{IC},11.5}^{-2} B_{\text{IGV},-13}^2 \lambda_{\gamma\gamma,50 \text{ Mpc}}^{\text{eff}}$, implying that such an IC pair echo is irrelevant if $B_{\text{IGV}} \gtrsim 10^{-16.5} \text{ G}$, similarly to cases for primary multi-TeV photons.

3. RESULTS OF CASCADE γ -RAY SPECTRA

To calculate high-energy emission produced in intergalactic space, we solve Boltzmann equations in which $\gamma\gamma$ pair creation, synchrotron and IC emissions and adiabatic loss due to cosmic expansion are included (Bhattacharjee & Sigl 2000; Murase 2009; Lee 1998). The energy and number conservation was monitored, and we focus on beamed emissions with $\theta_{\text{EG}}(\gamma_e) < \theta_j$. Based on observations and simulations (Furlanetto & Loeb 2001; Carilli & Taylor 2002; Bertone et al. 2006; Ryu et al. 2008; Cho & Ryu 2009), as in Takami & Murase (2011), we consider structured regions of $l = 2 \text{ Mpc}$, with $B_{\text{EG}} = 10^{1.5} \text{ nG}$ (filament) or $B_{\text{EG}} = 10^{-0.5} \mu\text{G}$ (galaxy cluster). For the CIB, we use the low-IR model given by Kneiske et al. (2004). For the uncertain CRB, we take the high CRB model in Protheroe & Biermann (1996), but we also consider cases without the CRB.

First, to see basic features of the emission from structured regions, we consider a steady source using an analytical injection spectrum (see Figure 2). This case corresponds to an AGN with $\tilde{L}_{\text{CR}} = 10^{46.5} \text{ erg/s}$, $f_{p\gamma} = 0.01 (E_p/E_p^{\text{max}})^{0.5}$ and $E_p^{\text{max}} = 10^{20.5} \text{ eV}$. One sees that numerical spectra are consistent with analytical expectations, and the synchrotron emis-

sion from the structured regions is seen at $\sim (0.1 - 1) \text{ TeV}$. Also, our results are not very sensitive to the CRB unless $E_p^{\text{max}} \gg 10^{20.5} \text{ eV}$. Note that the TeV emission is observed as a point source since $l\theta_{\text{EG}} \ll d$ (while the almost steady and unbeamed, synchrotron pair halo emission could be expected at $\lesssim \text{GeV}$).

Next, we take GRBs as examples of transient sources. For steady sources, the emission may be contaminated by other emissions from the source and runaway UHECRs, whereas it makes a unique signal for transients owing to $\delta T \ll \Delta t_{\text{EG}} \ll \Delta t_{\text{CR}}$, where δT is the source duration. To evaluate $f_{p\gamma}$ accurately and discuss detectability in more detail, we here calculate primary spectra of pionic γ rays leaving the source using a detailed numerical code for the $p\gamma$ reaction (Murase 2007; Murase 2008), where spectra of generated and runaway γ rays are obtained, taking account of $\tau_{\gamma\gamma}$ in the emission region (Murase 2009). Calculations are first executed in the comoving frame, and then transformed to results in the observer frame. We assume the E_p^{-2} spectrum of protons escaping from the acceleration zone, with given E_p^{max} (that is limited by $t_{\text{acc}} < t_{\text{cool}}$ and $t_{\text{dyn}} < t_{\text{cool}}$ for the parameter of the acceleration region, $\xi_{B,a} \equiv L_B/L_\gamma \sim 1$).

In Figure 3, we show energy fluences of γ rays for $\tilde{\mathcal{E}}_{\text{CR}}^{\text{iso}} = 10^{53} \text{ erg}$ (which is consistent with the UHECR energy budget $E_p^2 \frac{dN_{\text{CR}}}{dE_p} \sim 10^{44} \text{ erg Mpc}^{-3} \text{ yr}^{-1}$ and the local HL GRB rate $\rho \sim 1 \text{ Gpc}^{-3} \text{ yr}^{-1}$; Liang et al. 2007), with different strengths of the structured EGMF. Using $\Delta t_{\text{EG}}(\gamma_e; E_\gamma) = (1+z)(1-\cos\theta_{\text{EG}}) \min(l/c, \lambda_{\gamma\gamma}/c)$, we also calculate fluences of γ rays received in 1 yr, and we obtain $E^2\phi \sim 10^{-2.5} \text{ GeV cm}^{-2}$ in the TeV range. The fluxes averaged over 1 yr are $\sim 10^{-10} \text{ GeV cm}^{-2} \text{ s}^{-1}$ (and fluxes at earlier times are larger, $\sim 10^{-9.5} \text{ GeV cm}^{-2} \text{ s}^{-1}$ at 0.1 yr after the burst, and intrinsically harder), while the CTA sensitivity for integration time of 50 hr is $\sim 10^{-10.5} \text{ GeV cm}^{-2} \text{ s}^{-1}$ at $\sim \text{TeV}$ (CTA Consortium 2010), so synchrotron pair echoes from HL GRBs at $z \lesssim 0.3 - 0.4$ are detectable with follow-up observations. The High Altitude Water Cherenkov experiment (HAWC) has lower sensitivity ($\sim 2 \times 10^{-9} \text{ GeV cm}^{-2} \text{ s}^{-1}$ for one-year observation) but will also be helpful for closer bursts. The results agree with analytical estimates, and higher-energy γ rays have shorter time spreads while $\sim \text{GeV } \gamma$ rays cannot be observed by *Fermi* because they are suppressed by long time delays. Note that prompt emission from the source ceases after $\delta T \sim 10^{1-2} \text{ s}$, whereas almost steady synchrotron emission induced by UHECRs escaping from the source is negligible since its flux ratio to the UHE-photon-induced synchrotron emission is $\lesssim f_{p\gamma}^{-1} (l/\lambda_{p\gamma}) (\Delta t_{\text{EG}}/\Delta t_{\text{CR}}) \sim 3 \times 10^{-5} f_{p\gamma,-1}^{-1} l_{\text{Mpc}} (\Delta t_{\text{EG},0.3 \text{ yr}}/\Delta t_{\text{CR},\text{kyr}})$ (at $\sim 0.3 \text{ TeV}$) for UHECR production with $\delta T < \Delta t_{\text{EG}}$. Here $\lambda_{p\gamma} \sim 100 \text{ Mpc}$ is the energy loss length of $\sim 10^{20} \text{ eV}$ protons.

As suggested in Murase et al. (2006), low-luminosity (LL) GRBs such as GRB 060218 ($d \sim 140 \text{ Mpc}$) and GRB 980425 ($d \sim 40 \text{ Mpc}$) may be more important as local UHECR sources, since they are dimmer but more common than HL GRBs (Liang et al. 2007). In Figure 4, we show γ -ray fluences for $\tilde{\mathcal{E}}_{\text{CR}}^{\text{iso}} = 10^{50.5} \text{ erg}$ (implied by their local rate, $\rho \sim 10^{2.5} \text{ Gpc}^{-3} \text{ yr}^{-1}$; Liang et al. 2007). Expected fluences for a burst at 20 Mpc (e.g., in the Virgo cluster) are $E^2\phi \sim 10^{-2.5} \text{ GeV cm}^{-2}$, so the synchrotron signal can be seen by CTA for nearby bursts as in the case shown in Figure 3.

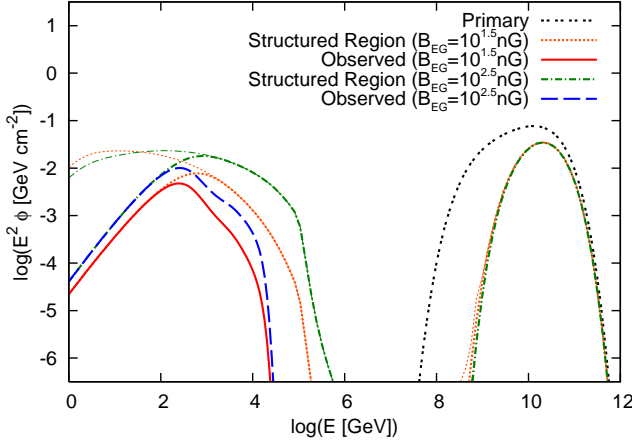


FIG. 3.— γ -ray energy fluences from structured regions embedding a HL GRB at $z = 0.15$. The parameters of the emission region are: $L_\gamma^b = 10^{51.5}$ erg/s, $\Gamma = 10^{2.5}$, $r = 10^{14.5}$ cm, $\varepsilon_{\text{ob}}^b = 500$ keV, $\alpha = 1$ and 2.2 , $\varepsilon_{\text{ob}}^{\text{sa}} = 10$ eV, and $E_p^{\text{max}} = 10^{20.5}$ eV are used. Thick curves stand for contributions received in 1 yr, while thin curves for total energy fluences of beamed emissions. The CRB is included.

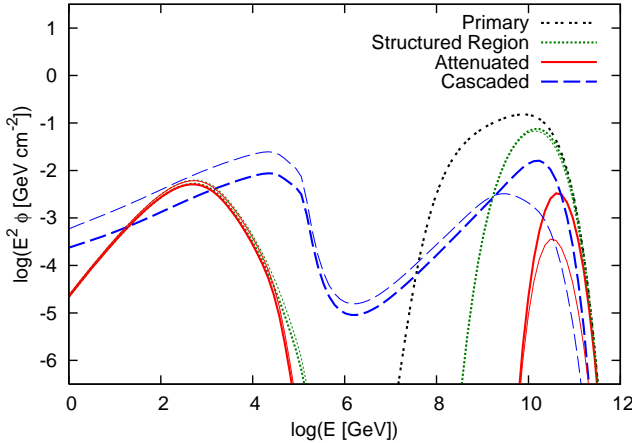


FIG. 4.— γ -ray fluences from a structured region ($B_{\text{EG}} = 10^{1.5}$ nG) embedding a LL GRB at $d = 20$ Mpc. The parameters of the emission region are: $L_\gamma^b = 10^{48}$ erg/s, $\Gamma = 10^{1.5}$, $r = 10^{15}$ cm, $\varepsilon_{\text{ob}}^b = 10$ keV, $\alpha = 1$ and 2.2 , $\varepsilon_{\text{ob}}^{\text{sa}} = 10^{-1}$ eV, and $E_p^{\text{max}} = 10^{20.2}$ eV are used (c.f. Murase 2009). Thick/thin solid, dashed and dotted curves represent cases without/with the CRB. Possible components of γ rays cascaded in the void region are also shown.

We have considered that γ rays are attenuated in voids. This is reasonable for GeV-TeV γ rays from transients, since some lower limits ($B_{\text{IGV}} \lesssim 10^{-16}$ G) are strong enough (e.g., Neronov & Vovk 2010) (and strong B_{eff} seems favored for HL GRBs to be UHECR sources; Murase & Takami 2009), or the IC emission may be suppressed by isotropization via plasma instabilities. But, we show the IC cascade for generality. Its flux ratio in the TeV range is $\sim \Delta t_{\text{EG}}/\Delta t_{\text{IGV}}$, so the IC pair echo from the void region can be important if $B_{\text{IGV}} \lesssim 10^{-16.5}$ G. Also, the IC pair echo induced by runaway UHECRs is less significant, since its flux ratio to the UHE-photon-induced synchrotron pair echo is at most $\lesssim f_{p\gamma}^{-1}(\Delta t_{\text{EG}}/\Delta t_{\text{CR}}) \sim 3 \times 10^{-3} f_{p\gamma,-1}^{-1}(\Delta t_{\text{EG},0.3 \text{ yr}}/\Delta t_{\text{CR},\text{kyr}})$ (depending on the uncertain escaping fraction and beaming of

UHECRs), which will even be smaller when $B_{\text{IGV}} \gtrsim 10^{-15}$ G.

Note that time spread of cascade UHE photons is much shorter, $\Delta t_{\text{IGV}}^{\text{KN}} \approx (\mathcal{N}/3)(\lambda_{\text{IC}}^{\text{KN}} \lambda_{\text{co}} d / 18 r_{\text{LC}}^2 c) \approx 11 \text{ s } \mathcal{N} \gamma_{e,13.5}^{-1} (B_{\text{IGV},-15}^2 \lambda_{\text{co},\text{Mpc}}) d_{20} \text{ Mpc}$, where $\mathcal{N} \sim d/(\lambda_{\gamma\gamma} + \lambda_{\text{IC}})$, so they may be detected for nearby transient sources (Murase 2009). (The diffuse UHE photon background is dominated by cosmogenic UHE photons produced by runaway UHECRs, due to $f_{p\gamma} < 1$, and consistent with the PAO limits.) Results are also shown in Figure 4, taking account of escape from the structured region (while Murase 2009 simply assumed that $\sim 1/2$ of γ rays are lost). UHE photons and accompanied UHE pairs may pass another structured region, including the local supercluster, and/or our Galaxy, where we expect further synchrotron pair echo emission, which enhances detectability.

4. IMPLICATIONS AND DISCUSSIONS

We studied effects of the magnetized environment embedding UHECR accelerators, and then showed that UHE photon beams inevitably lead to synchrotron emission. In particular, any UHE γ -ray burst or flare should produce a characteristic echo with $\Delta t_{\text{EG}} \sim 0.1 - 1 \text{ yr} \times \min[l_{\text{Mpc}}, \lambda_{\gamma\gamma, \text{Mpc}}] \ll \Delta t_{\text{CR}}$ in the TeV range, from the immediate environment, galaxy groups and clusters, filaments, and all corresponding sites surrounding the source. Note that our results are conservative in that the fluxes can be higher if γ rays are attenuated by possible additional photon fields in the immediate environment. The signal is detectable by future HAWC and CTA. For the echo, observations with other wavelengths and messengers are relevant to trigger coordinated search (especially for CTA) and estimate source parameters. Then detecting a $0.1 - 1$ yr transient in the TeV range may suggest the accelerator in the magnetized regions with $l \gtrsim \text{Mpc}$. Observing synchrotron spectra and light curves can also provide invaluable information on the EGMFs as well as properties of the sources. Importantly, the signal is useful to identify *distant extragalactic accelerators* beyond ~ 100 Mpc, and it will favor powerful $E_p \gtrsim 10^{20}$ eV proton accelerators over heavy ion sources (e.g., Gorbunov et al. 2008; Murase et al. 2008; Wang et al. 2008). It is possible to consider the Galactic transient origin for heavy nuclei around 10 EeV, but the emissions from their extragalactic counterparts are weak (Calvez et al. 2010).

Synchrotron pair echo emission induced by runaway UHE photons from transients becomes more prominent than other emissions, after δT (for source emission including hadronic and leptonic γ rays), since Δt_{EG} is shorter than Δt_{CR} (for synchrotron emission induced by runaway UHECRs). It is applicable to UHECR production associated with AGN flares ($\delta T \sim 10^{4-5}$ s), GRB prompt emission and afterglows. Though GRB afterglow emission may last longer, its flux declines with time as $\propto t^{-1.2}$ after $\sim 10^3$ s and $\propto t^{-2.2}$ after the jet break time of $\sim \text{day}$ (Zhang 2007), so the pair echo can be dominant and the temporal behaviors are distinguishable. For steady sources, discrimination would be harder, but the source emission will be more variable and the almost steady UHECR-induced emission may be less relevant if most UHECRs are isotropized or cooled before they escape.

Discriminating between the synchrotron and IC pair echoes would also be possible. The synchrotron spectrum typically has $E^2 \phi \propto E^{(\alpha-2)/2}$ as distinct from the hard IC cascade spectrum (see Figure 4), $E^2 \phi \propto E^{1/2}$ for $E \lesssim 10 \text{ TeV } E_{\text{cut},14}^2$ (where E_{cut} is the cutoff by the CMB or CIB). Also, Δt_{EG} is generally different from Δt_{IGV} .

K.M. thanks the referee, J. Beacom, S. Inoue, K. Ioka, K. Kotera, H. Takami and B. Zhang for discussion, and support by JSPS and CCAPP.

REFERENCES

- Abbasi, R.U., et al. 2010a, *ApJ*, 713, L64
—, 2010b, *Phys. Rev. Lett.*, 104, 161101
Abraham, J., et al. 2007, *Science*, 318, 938
—, 2010a, *Astropart. Phys.*, 34, 314
—, 2010b, *Phys. Rev. Lett.*, 104, 091101
Abreu, P., et al. 2011, *arXiv:1107.4805*
Atoyan, A., & Dermer, C.D. 2001, *Phys. Rev. Lett.*, 87, 221102
—, 2003, *ApJ*, 586, 79
Bertone, S., Vogt, C., & Enßlin, T. 2006, *MNRAS*, 370, 319
Bhattacharjee, P., & Sigl, G. 2000, *Phys. Rep.*, 327, 109
Biermann, P.L., & de Souza, V. 2011, *arXiv:1106.0625*
Blandford, R.D. 2000, *Phys. Scr. T85*, 191
Calvez, A., Kusenko, A., & Nagataki, S. 2010, *Phys. Rev. Lett.*, 105, 091101
Carilli, C.L., & Taylor, G.B. 2002, *ARA&A*, 40, 319
Cho, J., & Ryu, D. 2009, *ApJ*, 705, L90
CTA Consortium 2010, *arXiv:1008.3703*
Dermer, C.D. 2007, *arXiv:0711.2804*
Dermer, C.D., et al. 2009, *New J. Phys.*, 11, 065016
Essey, W., Ando, S., & Kusenko, A. 2011, *Astropart. Phys.*, 35, 135
Farrar, G.R., & Gruzinov, A. 2009, *ApJ*, 693, 329
Furlanetto, S.R., & Loeb, A. 2001, *ApJ*, 556, 619
Gabici, S., & Aharonian, F.A. 2005, *Phys. Rev. Lett.* 95, 251102
Gorbunov, D., et al. 2008, *JETP Lett.*, 87, 461
Griot, J., Cohen-Tanugi, J., & Do Couto E Silva, E. 2008, *ApJ*, 677, 92
Kneiske, T.M., et al. 2004, *A&A*, 413, 807
Kotera, K., & Lemoine, M. 2008, *Phys. Rev. D*, 77, 123003
Kotera, K., & Olinto, A.V. 2011, *ARA&A*, 49, 119
Kotera, K., Allard, D., & Lemoine, M. 2011, *A&A*, 527, A54
Lee, S. 1998, *Phys. Rev. D*, 58, 043004
Lemoine, M., & Waxman, E. 2009, *J. Cosmol. Astropart. Phys.*, 11, 009
Li, Z., & Waxman, E. 2007, *arXiv:0711.4969*
Liang, E., et al. 2007, *ApJ*, 662, 1111
Murase, K. 2007, *Phys. Rev. D*, 76, 123001
—, 2008, *Phys. Rev. D*, 78, 101302(R)
—, 2009, *Phys. Rev. Lett.*, 103, 081102
Murase, K., & Takami, H. 2009, *ApJ*, 690, L14
Murase, K., Ioka, K., Nagataki, S., & Nakamura, T. 2006, *ApJ*, 651, L5
—, 2008, *Phys. Rev. D*, 78, 023005
Murase, K., Zhang, B., Takahashi, K., & Nagataki, S. 2009, *MNRAS*, 396, 1825
Neronov, A., & Vovk, I. 2010, *Science*, 328, 73
Protheroe, R.J., & Biermann, P.L. 1996, *Astropart. Phys.*, 6, 45
Rachen, J.P., & Mészáros, P. 1998, *Phys. Rev. D*, 58, 123005
Razzaque, S., Mészáros, P., & Zhang, B. 2004, *ApJ*, 613, 1072
Ryu, D., et al. 2008, *Science*, 320, 909
Takami, H., & Murase, K. 2011, *arXiv:1110.3245*
Takami, H., Yoshiguchi, H., & Sato, K. 2006, *ApJ*, 639, 803
Wang, X.Y., Razzaque, S., & Mészáros, P. 2008, *ApJ*, 677, 432
Waxman, E., & Bahcall, J. 1997, *Phys. Rev. Lett.*, 78, 2292
Zaw, I., Farrar, G.R., & Greene, J. 2009, *ApJ*, 696, 1218
Zhang, B. 2007, *Chin. J. Astron. Astrophys.*, 7, 1