

# Two-dimensional self-avoiding walks and polymer adsorption: Critical fugacity estimates

Nicholas R Beaton, Anthony J Guttmann and Iwan Jensen

ARC Centre of Excellence for Mathematics and Statistics of Complex Systems  
Department of Mathematics and Statistics  
The University of Melbourne, Victoria 3010, Australia

February 18, 2022

## Abstract

Recently Beaton, de Gier and Guttmann proved a conjecture of Batchelor and Yung that the critical fugacity of self-avoiding walks interacting with (alternate) sites on the surface of the honeycomb lattice is  $1 + \sqrt{2}$ . A key identity used in that proof depends on the existence of a parafermionic observable for self-avoiding walks interacting with a surface on the honeycomb lattice. Despite the absence of a corresponding observable for SAW on the square and triangular lattices, we show that in the limit of large lattices, some of the consequences observed for the honeycomb lattice persist irrespective of lattice. This permits the accurate estimation of the critical fugacity for the corresponding problem for the square and triangular lattices. We consider both edge and site weighting, and results of unprecedented precision are achieved. We also *prove* the corresponding result for the edge-weighted case for the honeycomb lattice.

## 1 Introduction

Self-avoiding walks (SAW) in a half-space, originating at a site on the surface, are well-known and useful models of polymer adsorption, see [11, 21] for reviews. It is known [20] that the connective constant for such walks is the same as for the bulk case. To model surface adsorption, one adds a fugacity  $y = e^\alpha$  to sites or edges in the surface. Let  $c_n^+(m)$  be the number of half-space walks of  $n$ -steps, with  $m$  monomers in the surface, and define the partition function as

$$Z_n(\alpha) = \sum_{m=0}^n c_n^+(m) e^{m\alpha}$$

with  $\alpha = -\epsilon/k_B T$ , where  $\epsilon$  is the energy associated with a surface site (or edge),  $T$  is the absolute temperature and  $k_B$  is Boltzmann's constant. If  $\epsilon$  is sufficiently large and negative, the polymer adsorbs onto the surface, while if  $\epsilon$  is positive, the walk is repelled by the surface. It has been shown by Hammersley, Torrie and Whittington [10] in the case of the  $d$ -dimensional hypercubic lattice that the limit

$$\lim_{n \rightarrow \infty} n^{-1} \log Z_n(\alpha) \equiv \kappa(\alpha)$$

exists, where  $\kappa(\alpha)$  is the reduced, intensive, free-energy of the system. It is a convex, non-decreasing function of  $\alpha$ , and therefore continuous and almost everywhere differentiable. Their discussion and proof apply, *mutatis mutandis* to the honeycomb and triangular lattices.

---

Email: nbeaton, t.guttmann, i.jensen@ms.unimelb.edu.au

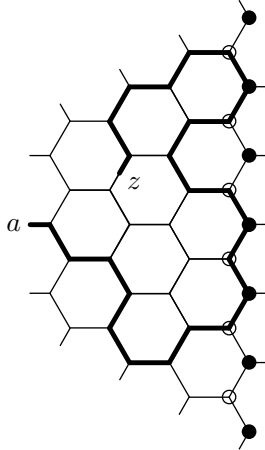


Figure 1: The figure shows the two types of surface sites on the honeycomb lattice as indicated by solid and empty circles. A SAW starting at  $a$  and finishing at  $z$  is also shown.

In the case of the honeycomb lattice there are two types of surface sites, marked as solid and empty circles in Figure 1. In most studies just one of the the two types is weighted; namely, those marked with solid circles in Figure 1. In this study we also allow for a surface weight on the second type of sites and we study the case where all surface sites carry the same weight.

For  $\alpha < 0$ ,  $\kappa(\alpha) = \log \mu$  [20], where  $\mu$  is the connective constant for SAW on the given lattice. For  $\alpha \geq 0$ ,

$$\kappa(\alpha) \geq \max[\log \mu, \alpha].$$

This behaviour implies the existence of a critical value  $\alpha_c$ , such that, for the hyper-cubic lattice,  $0 \leq \alpha_c \leq \log \mu$ . The situation as  $\alpha \rightarrow \infty$  has only recently been rigorously established by Rychlewski and Whittington [19], who proved that  $\kappa(\alpha)$  is asymptotic to  $\alpha$  in this regime. As illustrated in Figure 1, it is convenient to attach weights  $y$  to only half of the sites along the surface to allow for simplifications later on. In this case the bounds on  $\alpha_c$  become  $0 \leq \alpha_c \leq 2 \log \mu$ , or equivalently  $1 \leq y_c = e^{\alpha_c} \leq \mu^2$ .

Various other quantities exhibit singular behaviour at  $y_c$ . For example, the mean density of sites in the surface is given by

$$\rho_n(y) = \frac{1}{n} \frac{\sum_m m c_n^+(m) y^m}{\sum_m c_n^+(m) y^m} = \frac{1}{n} \frac{\partial \log Z_n(\alpha)}{\partial \alpha}.$$

In the limit of infinitely long walks one has

$$\rho(\alpha) = \frac{\partial \kappa(\alpha)}{\partial \alpha}.$$

From the behaviour of  $\kappa$  given above, it can be seen that  $\rho(\alpha) = 0$  for  $y < y_c$  and  $\rho(\alpha) > 0$  for  $y > y_c$ .

## 2 An identity for the honeycomb lattice with a boundary

In a recent paper Beaton, de Gier and Guttmann [2] generalised a finite lattice identity by Duminil-Copin and Smirnov [6] for the honeycomb lattice to the case where weights are introduced on alternating sites along a boundary as represented by the solid circles in Figure 1. This resulted in a proof of a conjecture of Batchelor and Yung [1] that the critical surface fugacity

of self-avoiding walks interacting with (alternate) sites on the surface of the honeycomb lattice is  $1 + \sqrt{2}$ . Here we briefly outline the results.

Let  $H$  be the set of mid-edges on a half-plane of the honeycomb lattice. We define a *domain*  $\Omega \subset H$  to be a simply connected collection of mid-edges. The set of sites adjacent to the mid-edges of  $\Omega$  is denoted  $V(\Omega)$ . Those mid-edges of  $\Omega$  which are adjacent to only one site in  $V(\Omega)$  form  $\partial\Omega$ . Since surface interactions are the focus of this article, we will insist that at least one site of  $V(\Omega)$  lies on the boundary of the half-plane.

Let  $\gamma$  be a self-avoiding walk in a domain  $\Omega$ . We denote by  $\ell(\gamma)$  the number of sites occupied by  $\gamma$ , and by  $\nu(\gamma)$  the number of contacts with the boundary. Define the following observable: for  $a \in \partial\Omega, z \in \Omega$ , set

$$F(a, z; x, y, \sigma) := F(z) = \sum_{\gamma(a \rightarrow z) \subset \Omega} e^{-i\sigma W(\gamma(a \rightarrow z))} x^{\ell(\gamma)} y^{\nu(\gamma)},$$

where the sum is over all configurations  $\gamma \subset \Omega$  for which the SAW goes from the mid-edge  $a$  to a mid-edge  $z$ .  $W(\gamma(a \rightarrow z))$  is the winding angle of that self-avoiding walk. See Figure 1 for an example – the SAW shown there starts on the central mid-edge of the left boundary (shown as  $a$ ) and ends at a mid-edge  $z$ . As the SAW runs from mid-edge to mid-edge, it acquires a weight  $x$  for each step and a weight  $y$  for each contact (shown as a solid circle) with the right hand side boundary.

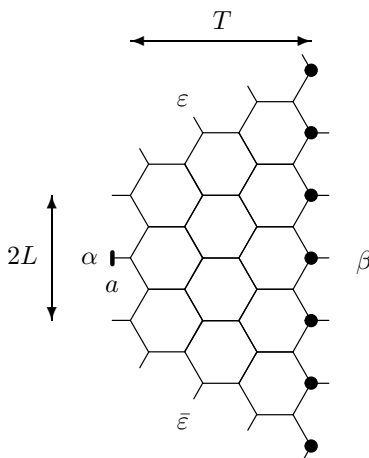


Figure 2: Finite patch  $S_{3,1}$  of the honeycomb lattice with a boundary.

We define the following generating functions:

$$\begin{aligned} A_{T,L}(x, y) &:= \sum_{\substack{\gamma \subset S_{T,L} \\ a \rightarrow \alpha \setminus \{a\}}} x^{\ell(\gamma)} y^{\nu(\gamma)}, \\ B_{T,L}(x, y) &:= \sum_{\substack{\gamma \subset S_{T,L} \\ a \rightarrow \beta}} x^{\ell(\gamma)} y^{\nu(\gamma)}, \\ E_{T,L}(x, y) &:= \sum_{\substack{\gamma \subset S_{T,L} \\ a \rightarrow \epsilon \cup \bar{\epsilon}}} x^{\ell(\gamma)} y^{\nu(\gamma)}, \end{aligned}$$

where the sums are over all configurations that have a contour from  $a$  to the  $\alpha$ ,  $\beta$  or  $\epsilon, \bar{\epsilon}$  boundaries respectively. For the SAW model in the dilute regime, the result proved in [2] for the  $n$ -vector model simplifies (in the case  $n = 0$ ) to:

$$1 = \cos\left(\frac{3\pi}{8}\right) A_{T,L}(x_c, y) + \cos\left(\frac{\pi}{4}\right) E_{T,L}(x_c, y) + \frac{y^* - y}{y(y^* - 1)} B_{T,L}(x_c, y). \quad (1)$$

where

$$y^* = \frac{1}{1 - 2x_c^2} = 1 + \frac{1}{\cos(\pi/4)}, \quad y^* x_c^2 = (2)^{-1/2}.$$

A simple corollary of (1) is that at  $y = y^*$  we have

**Corollary 1.**

$$1 = \cos\left(\frac{3\pi}{8}\right) A_{T,L}(x_c, y^*) + \cos\left(\frac{\pi}{4}\right) E_{T,L}(x_c, y^*). \quad (2)$$

The importance of this result is that the generating function  $B_{T,L}$  for  $y = y^*$  has disappeared from (2). In [2] we proved that the critical surface fugacity  $y_c$  is equal to  $y^*$ . Using this result and taking the limit  $L \rightarrow \infty$ , the geometry becomes a strip of width  $T$ , and the corollary then becomes

$$1 = \cos\left(\frac{3\pi}{8}\right) A_T(x_c, y_c) + \cos\left(\frac{\pi}{4}\right) E_T(x_c, y_c). \quad (3)$$

In [2], we also proved that  $E_T(x_c, y) = 0$  for all  $0 \leq y \leq y_c$ . So (3) simplifies further to

$$1 = \cos\left(\frac{3\pi}{8}\right) A_T(x_c, y_c). \quad (4)$$

This is a remarkable equation in that it implies that  $y_c$  can be identified from the generating function  $A_T(x_c, y)$  for *any width*  $T$ , simply by solving equation (4). To show the power of this observation, note that virtually by inspection one can write down the solution for strip width 0, which is

$$A_0(x, y) = \frac{2x^3 y}{1 - x^2}.$$

Solving  $1/\cos\left(\frac{3\pi}{8}\right) = A_0(x_c, y)$ , recalling  $x_c = 1/\sqrt{2 + \sqrt{2}}$ , gives  $y = y_c = 1 + \sqrt{2}$ , the exact value of the critical fugacity.

For other lattices, and even for the honeycomb lattice with interactions at every surface site, we do not have an equivalent identity, such as  $1 = c_\alpha A_T(x_c, y_c)$ . However if one plots  $A_T(x_c, y)$  versus  $y$  in these cases, one might be forgiven for thinking that such an identity exists. In Figure 3 we show a plot of  $A_T(x_c, y)$  versus  $y$ , for a range of strip widths  $T$ . To graphical accuracy it appears that there is a unique point of intersection for plots corresponding to higher values of  $T$ . Even finer resolution, see inset, suggests that this is the case. The actual small deviation can be seen from the data given in Table 4.

We denote by  $y_c(T)$  the point of intersection of  $A_T(x_c, y)$  and  $A_{T+1}(x_c, y)$ . We observe that the sequence  $\{y_c(T)\}$  is a monotone function of  $T$ . We argue, as in [3], that in the scaling limit all two dimensional SAW models are given by the same conformal field theory. Since it is known for one of these models (i.e. honeycomb lattice SAW with alternate site interactions) that the critical point can be found by requiring certain contour integrals to vanish, it follows that in the scaling limit the same should be true for all two dimensional SAW<sup>1</sup>. This is entirely consistent with our observations, and implies that  $\lim_{T \rightarrow \infty} y_c(T) = y_c$ .

This then suggests a potentially powerful new numerical approach to estimating  $y_c$ . One calculates the generating functions  $A_T(x_c, y)$ , for all strip widths  $T = 0, 1, 2, \dots, T_{\max}$ , uses these to calculate  $y_c(T)$  for  $T = 0, 1, 2, \dots, T_{\max-1}$  as defined above, and then extrapolates this monotone sequence by a variety of standard sequence extrapolation methods. A similar idea was used to furnish estimates of  $x_c$  in [3].

---

<sup>1</sup>We thank John Cardy for this observation.

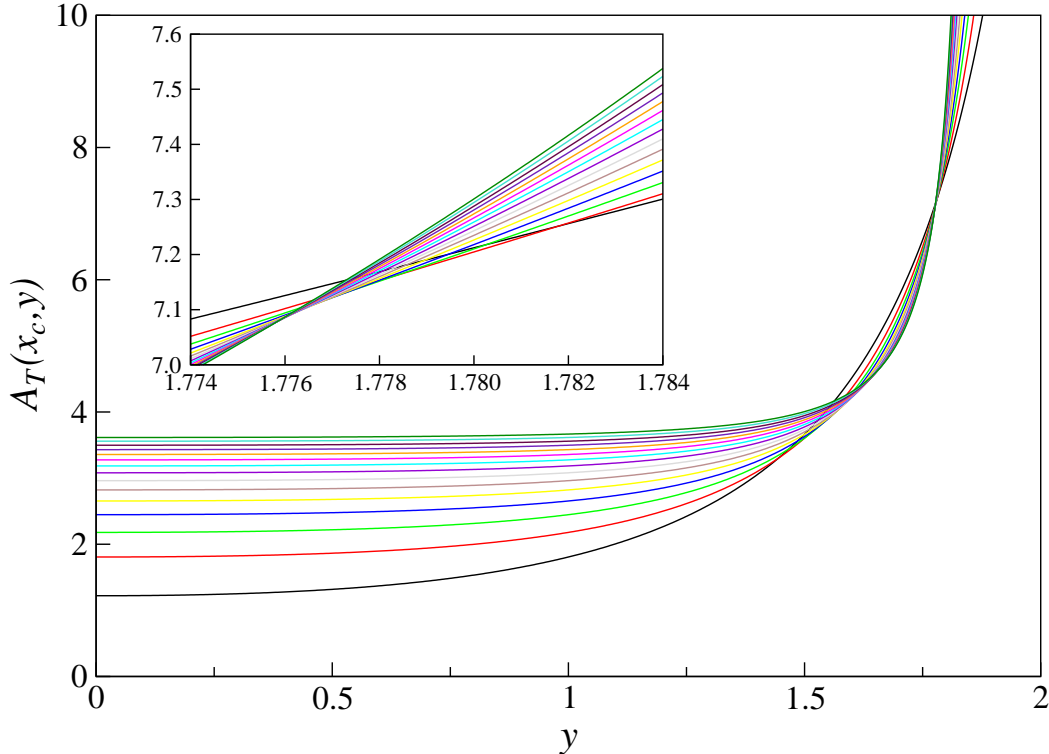


Figure 3: Square lattice with surface site interactions.  $A_T(x_c, y)$  versus  $y$  for  $T = 1 \dots 15$ . Inset shows the intersection region in finer scale.

In Section 3 we describe the derivation of the generating functions  $A_T(x_c, y)$  by the finite-lattice method for a range of strip widths  $T$  that are needed in this study. For the value of the critical step fugacity  $x_c$ , we use the exact result  $x_c = 1/\sqrt{2 + \sqrt{2}}$  for the honeycomb lattice, and the best available series estimates in the case of the square and triangular lattices. These are  $x_c(\text{sq}) = 0.37905227776$  [17, 13], with uncertainty in the last digit, and  $x_c(\text{tr}) = 0.2409175745$  [15], with similar uncertainty. We performed a sensitivity analysis of our critical surface fugacity estimates in order to determine how sensitive they are to uncertainties in our estimates of  $x_c$ . The estimates of  $x_c$  are sufficiently precise that a change in our estimate of  $x_c$  by a factor of 10 times the estimated uncertainty will not change our estimates of the surface fugacity  $y_c$  in even the least significant digit.

In Section 4 we estimate the critical fugacity by extrapolating  $y_c(T)$  using a range of standard extrapolation algorithms. These are Levin's  $u$ -transform, Brezinskii's  $\theta$  algorithm, Neville tables, Wynn's  $\epsilon$  algorithm and the Barber-Hamer algorithm. Descriptions of these algorithms, and codes for their implementation, can be found in [9]. However, we find the most precise estimates are given by the Bulirsch-Stoer algorithm [4]. This algorithm requires a parameter  $w$ , which can be thought of as a correction-to-scaling exponent. For the purpose of the current exercise, we have set this parameter to 1, corresponding to an analytic correction, which is appropriate for the two-dimensional SAW problem [5]. Our implementation of the algorithm is precisely as described by Monroe [18], and we retained 50 digit precision throughout.

We used this method to estimate the critical fugacity for all cases of interest for two-dimensional SAWs. For the honeycomb lattice, discussed in Subsection 4.1, we have already proved [2] that  $y_c = 1 + \sqrt{2}$  for the alternate site interaction model, as conjectured by Batchelor

and Yung [1]. It is a straightforward consequence of this result – the argument is given in Subsection 4.1 below – that for the honeycomb lattice with surface edge interactions (rather than site interactions), the critical fugacity is  $\sqrt{1+\sqrt{2}}$ . For the honeycomb lattice site interaction problem where every surface site interacts with the walk, we find the critical fugacity to be  $y_c = 1.46767$  where the error in this estimate (and all such estimates given below), is expected to be confined to a few parts in the last quoted digit. We know of no other estimate of this quantity in the literature.

In subsection 4.2 we discuss the critical fugacity for site and edge weighted adsorption on the square lattice. The only previous estimates for the site weighted case can be found in [12], where Monte Carlo methods were used to obtain the estimate  $y_c = 1.76 \pm 0.02$ . Our estimate,  $y_c = 1.77564$  is three orders of magnitude more precise than this. For the edge weighted case, a transfer matrix estimate is given in [8], and is  $y_c = 2.041 \pm 0.002$ . In [7] a Monte Carlo estimate of comparable precision is given,  $y_c = 2.038 \pm 0.002$ . Our estimate is  $y_c = 2.040135$ , again some three orders of magnitude more precise.

For the triangular lattice, discussed in Subsection 4.3 we are unaware of any previous investigations of the critical fugacity. We find, in Section 4.3, that  $y_c(\text{site}) = 2.144181$  and  $y_c(\text{edge}) = 2.950026$ . We repeat that errors in our quoted estimates are expected to be confined to a few parts in the last quoted digit.

### 3 Enumeration of self-avoiding walks

The algorithms we use to enumerate SAW interacting with a surface on the honeycomb, square and triangular lattices builds on the algorithm outlined in our previous paper [3] and detailed descriptions can be found in these papers [14, 15, 16]. Suffice to say that the generating functions for a given strip were calculated using transfer matrix (TM) techniques. The most efficient implementation of the TM algorithm generally involves bisecting the finite lattice with a boundary (this is just a line in our case) and moving the boundary in such a way as to build up the lattice site by site. If we draw a SAW and then cut it by a line we observe that the partial SAW to the left of this line consists of a number of loops connecting two edges in the intersection, and at most two unconnected or free edges. The other end of the free edge is an end-point of the SAW, hence there are at most two free ends.

The sum over all contributing graphs is calculated as the boundary is moved through the lattice. For each configuration of occupied or empty edges along the intersection we maintain a generating function  $G_S$  for partial walks with configuration  $S$ . In exact enumeration studies  $G_S$  would be a truncated two-variable polynomial  $G_S(x, y)$  where  $x$  is conjugate to the number of steps and  $y$  to the number of surface-contacts (sites or edges). In a TM update each source configuration  $S$  (before the boundary is moved) gives rise to a few new target configurations  $S'$  (after the move of the boundary line) and  $n = 0, 1$  or  $2$  new edges and  $m = 0$  or  $1$  new contacts are inserted leading to the update  $G_{S'}(x, y) = G_S(x, y) + x^n y^m G_S(x, y)$ . Here we are primarily interested in the case where  $A(x, y)$  or  $B(x, y)$  are evaluated at the critical point  $x = x_c$ . This actually makes life easier for us since we can change to a single variable generating function  $G_S(y)$  and update signatures as  $G_{S'}(y) = G_S(y) + x_c^n y^m G_S(y)$ . Here  $G_S(y)$  is a polynomial in the contact fugacity  $y$  with real coefficients truncated at some maximal degree  $M$ . The calculations were carried out using quadruple (or 128-bit) floating-point precision (achieved in FORTRAN with the REAL(KIND=16) type declaration).

In our calculations we truncated  $A(x_c, y)$  at degree  $M = 1000$  and used strips of half-length  $L = M$ . In Table 1 we have listed estimates for  $y_c(9)$  obtained from strips of width 10 and 9 (the crossing between  $A_{10}(x_c, y)$  and  $A_9(x_c, y)$ ) for various values of  $M$  and  $L$ . Clearly the choice  $M = L = 1000$  suffices to estimate  $y_c(9)$  to more than 10 digits accuracy.

The transfer-matrix algorithm is eminently suited for parallel computations and here we used the approach first described in [13] and refer the interested reader to this publication for

Table 1: The estimated value of  $y_c(9)$  from the crossing between  $A_{10}(x_c, y)$  and  $A_9(x_c, y)$  truncated at degree  $M$  and using strips of half-length from  $M$  up to  $10M$ .

$M$	$L = M$	$L = 2M$	$L = 5M$	$L = 10M$
100	1.832547814756	1.778376701255	1.778024722094	1.778024722094
250	1.776250937231	1.775990603337	1.775990594686	1.775990594686
500	1.775990340341	1.775990291271	1.775990291271	
1000	1.775990291271			

further detail. The bulk of the calculations for this paper were performed on the cluster of the NCI National Facility, which provides a peak computing facility to researchers in Australia. The NCI peak facility is a Sun Constellation Cluster with 1492 nodes in Sun X6275 blades, each containing two quad-core 2.93GHz Intel Nehalem CPUs with most nodes having 3GB of memory per core (24GB per node). It took a total of about 3300 CPU hours to calculate  $A_T(x_c, y)$  for  $T$  up to 15 on the square lattice. It is known [14] that the time and memory required to obtain the number of walks in a strip of width  $T$  grows exponentially as  $3^T$  for the honeycomb and square lattices and as  $4^T$  for the triangular lattice. So, the bulk of the time was spent calculating  $A_{15}$  and  $B_{15}$ , which amounted to almost 2300 hours in the square lattice case. In this case we used 48 processors and the split between actual calculations and communications was roughly 2 to 1 (with quite a bit a variation from processor to processor). Smaller widths can be done more efficiently in that communication needs are lesser and hence not as much time is used for this task.

## 4 Data analysis

### 4.1 Honeycomb lattice

In [2] we proved that the critical fugacity for the case of interactions with alternate sites on the honeycomb lattice is  $y_c = 1 + \sqrt{2}$ . There are two other cases to consider. The first is the case of interactions with every surface site, and the second is the case of interactions with every edge. We will deal with the second case first, as it is a straightforward consequence of the proof given in [2] that  $y_c = \sqrt{1 + \sqrt{2}}$  in the second case. The proof of this result, in outline, is the following: We denote the generating functions  $A$  and  $B$ , as defined in Section 2, for the alternate site case considered in [2], by subscript a (for alternating). We denote the corresponding generating functions for the case with edge weighting with the subscript e. Then it is clear by inspection that  $A_e(x_c, y) = A_a(x_c, y^2)$ , as every time a walk contributing to the  $A$  generating function passes through  $n$  alternating surface sites, whether adjacent or not, it must pass through  $2n$  surface edges.

By the same argument, every time a walk contributing to the  $B$  generating function passes through  $n$  alternating surface sites, whether adjacent or not, it must pass through  $2n - 1$  surface edges. This then gives rise to  $B_e(x_c, y) = \frac{1}{y} B_a(x_c, y^2)$ . From either of these two equations it follows that  $y_c(\text{alternating}) = (y_c(\text{edge}))^2$ , hence  $y_c(\text{edge}) = \sqrt{1 + \sqrt{2}}$ .

We now consider the first case, in which every surface site carries a fugacity  $y$ . We generated data for  $A_T(x_c, y)$  for  $T \leq 14$  as described in Section 3, and found the intersection points where  $A_T(x_c, y) = A_{T+1}(x_c, y)$ , which defines  $y_c(T)$ . These data are tabulated in Table 2. Extrapolating  $y_c(T)$  as described above, we estimate

$$y_c = 1.46767.$$

We also find, by an identical method of extrapolation, that  $A(x_c, y_c) = 2.613$ , which is probably exactly  $1/\cos(3\pi/8)$ , as is the case when considering interactions with every alternate site, see (4).

Table 2: The value of  $y_c(T)$  estimated from the crossing of  $A_T(x_c, y)$  and  $A_{T+1}(x_c, y)$  for the honeycomb lattice surface site model.

$T$	$y_c(T)$	$A_T(x_c, y_c(T)) = A_{T+1}(x_c, y_c(T))$
1	1.474342684974343	2.758023465753132
2	1.471231066324457	2.699581979117133
3	1.469859145369675	2.671309655463187
4	1.469144651946551	2.655387366045945
5	1.468728339703417	2.645467247042683
6	1.468465540675101	2.638829094236329
7	1.468289428840316	2.634145423791235
8	1.468122140755486	2.629489693948282
9	1.468008309717543	2.626054066036805
10	1.467956382495343	2.624432487387554
11	1.467915603443970	2.623117304368586
12	1.467883002922926	2.622033892173660
13	1.467856536243392	2.621129346334020

## 4.2 Square lattice

We next consider data for the square lattice, with every surface site (vertex) carrying a fugacity  $y$ . We generated data for  $A_T(x_c, y)$  for  $T \leq 15$  as described in Section 3, and found the intersection points where  $A_T(x_c, y) = A_{T+1}(x_c, y)$ , which defines  $y_c(T)$ . These data are tabulated in Table 3. Extrapolating  $y_c(T)$  as described above, we estimate

$$y_c = 1.77564.$$

We also find, by an identical method of extrapolation, that  $A(x_c, y_c) = 2.678405$ , which is  $1.024981/\cos(3\pi/8)$ . In [3] we found, for the non-interacting case (corresponding to  $y = 1$ ),  $A(x_c, 1) = 2.678365 = 1.024966/\cos(3\pi/8)$ . Thus there appears to be a very weak  $y$  dependence. (In the normalization of the generating function  $A_T(x_c, y)$  used here, two extra half-steps are included, giving an extra factor of the step fugacity  $x_c$ , compared to the value that would be quoted if contributing walks started and ended *on* the surface. This explains the difference between the values quoted in Table 3 and the ordinates in Figure 3.)

Table 4 shows the corresponding data for the edge-weighted case. Extrapolating  $y_c(T)$  as described above, we estimate

$$y_c = 2.040135.$$

We also find that  $A(x_c, y_c) = 2.678405$ , which is  $1.024981/\cos(3\pi/8)$ . In [3] we found, for the non-interacting case (corresponding to  $y = 1$ ),  $A(x_c, 1) = 2.6783 = 1.0249/\cos(3\pi/8)$ . This is too imprecise to see any evidence of  $y$  dependence.

## 4.3 Triangular lattice

We next consider data for the triangular lattice, with every surface site (vertex) carrying a fugacity  $y$ . We generated data for  $A_T(x_c, y)$  for  $T \leq 11$  as described in Section 3, and found the



Table 3: The value of  $y_c(T)$  estimated from the crossing of  $A_T(x_c, y)$  and  $A_{T+1}(x_c, y)$  for the square lattice surface site model.

$T$	$y_c(T)$	$A_T(x_c, y_c(T)) = A_{T+1}(x_c, y_c(T))$
1	1.781782909906119	2.748677355944862
2	1.778386591113354	2.715115253913871
3	1.777378005442640	2.704018907440273
4	1.776850407093364	2.697681121136133
5	1.776527700942633	2.693512738663579
6	1.776316359764735	2.690608915840792
7	1.776170974231462	2.688500944397294
8	1.776066934443028	2.686918847615982
9	1.775990033953699	2.685698355993929
10	1.775931645420429	2.684735010917280
11	1.775886299456907	2.683959815456866
12	1.775850398954429	2.683325675630414
13	1.775821502307431	2.682799521958416
14	1.775797906369155	2.682357553489197

Table 4: The value of  $y_c(T)$  estimated from the crossing of  $A_T(x_c, y)$  and  $A_{T+1}(x_c, y)$  for the square lattice surface edge model.

$T$	$y_c(T)$	$A_T(x_c, y_c(T)) = A_{T+1}(x_c, y_c(T))$
1	2.023317607727152	2.519464246890523
2	2.031649211433080	2.585125356952430
3	2.035085448834840	2.616332757155513
4	2.036771224259312	2.633293109539552
5	2.037723730407517	2.643677266387231
6	2.038317002192238	2.650588857893349
7	2.038712823877066	2.655469267857106
8	2.038990695898482	2.659069610531442
9	2.039193569770578	2.661816780067225
10	2.039346383471084	2.663969985883853
11	2.039464457297598	2.665695001241074
12	2.039557641399558	2.667102372510593
13	2.039632511102958	2.668268404182947
14	2.039693596208206	2.669247312794744

intersection points where  $A_T(x_c, y) = A_{T+1}(x_c, y)$ , which defines  $y_c(T)$ . These data are tabulated in Table 3. Extrapolating  $y_c(T)$  as described above, we estimate

$$y_c = 2.144181.$$

We also find, by an identical method of extrapolation, that  $A(x_c, y_c) = 4.97002$ , which is  $1.901944/\cos(3\pi/8)$ . In [3] we found, for the non-interacting case (corresponding to  $y = 1$ ),  $A(x_c, 1) = 4.970111 = 1.901979/\cos(3\pi/8)$ . Thus there again appears to be a very weak  $y$  dependence.

Table 5: The value of  $y_c(T)$  estimated from the crossing of  $A_T(x_c, y)$  and  $A_{T+1}(x_c, y)$  for the triangular lattice surface site model.

$T$	$y_c(T)$	$A_T(x_c, y_c(T)) = A_{T+1}(x_c, y_c(T))$
1	2.169017975620833	5.299883162257977
2	2.152124186067447	5.089804987842667
3	2.147952081330057	5.033100087535114
4	2.146325209334416	5.009022287728647
5	2.145537862947824	4.996485228732837
6	2.145102964455591	4.989109337635192
7	2.144840361941141	4.984402909686655
8	2.144671215263562	4.981219362650799
9	2.144556764080381	4.978968525942606
10	2.144476246964690	4.977320728801566

Table 6 shows the corresponding data for the edge weighted case. Extrapolating  $y_c(T)$  as described above, we estimate

$$y_c = 2.950026.$$

We also find that  $A(x_c, y_c) = 4.9696$ , which is  $1.90178/\cos(3\pi/8)$ . In [3] we found, for the non-interacting case (corresponding to  $y = 1$ ),  $A(x_c, 1) = 4.970111 = 1.901979/\cos(3\pi/8)$ . Again, there is evidence of weak  $y$  dependence.

## 5 Conclusion

We have estimated the critical fugacity for surface adsorption for two-dimensional SAW on all regular lattices for both the case of site and edge interactions. Many of these estimates are new. Those that are not are several orders of magnitude more precise than pre-existing estimates. Uniquely for the case of the honeycomb lattice with edge interactions, we give the exact value of the critical fugacity, and also prove it. Our results are summarised in Table 7.

## Acknowledgements

AJG and IJ acknowledge financial support from the Australian Research Council. NRB was supported by the ARC Centre of Excellence for Mathematics and Statistics of Complex Systems (MASCOS). This work was supported by an award under the Merit Allocation Scheme on the NCI National Facility at the ANU.

Table 6: The value of  $y_c(T)$  estimated from the crossing of  $A_T(x_c, y)$  and  $A_{T+1}(x_c, y)$  for the triangular lattice surface edge model.

$T$	$y_c(T)$	$A_T(x_c, y_c(T)) = A_{T+1}(x_c, y_c(T))$
1	2.933665548671216	4.793416679321919
2	2.939352607034002	4.841229819027843
3	2.942788011875285	4.873934294210283
4	2.944814166604381	4.895179517868169
5	2.946090146548846	4.909648090189844
6	2.946944189466541	4.919989731979732
7	2.947544335340955	4.927679988442194
8	2.947982663246637	4.933582932189477
9	2.948312910101248	4.938231892866670
10	2.948568146735367	4.941971526310544

Table 7: Estimated critical fugacity  $y_c$  for surface adsorption.

Lattice	Site weighting	Edge weighting
Honeycomb	1.46767	$\sqrt{1 + \sqrt{2}}$
Square	1.77564	2.040135
Triangular	2.144181	2.950026

## References

- [1] M T Batchelor and C M Yung, Exact results for the adsorption of a flexible self-avoiding polymer chain in two dimensions, *Phys. Rev. Letts* **74**, 2026-9 (1995).
- [2] N R Beaton, J de Gier and A J Guttmann, The critical fugacity for surface adsorption of SAW on the honeycomb lattice is  $1 + \sqrt{2}$ , *arXiv:1109.1234* (2011).
- [3] N R Beaton, A J Guttmann and I Jensen, A numerical adaptation of SAW identities from the honeycomb to other 2D lattices, *arXiv:1110.1141v2* (2011).
- [4] R Bulirsch and J Stoer, Fehlerabschätzungen und Extrapolation mit rationalen Funktionen bei Verfahren vom Richardson-Typus, *Numer. Math.* **6**, 413–27 (1964).
- [5] S Caracciolo, A J Guttmann, I Jensen, A Pelissetto, A N Rogers and A D Sokal, Correction-to-scaling exponents for two-dimensional self-avoiding walks, *J Stat Phys* **120**, Nos 5/6, 1037–1100 (2005).
- [6] H Duminil-Copin and S Smirnov, The connective constant of the honeycomb lattice equals  $\sqrt{2 + \sqrt{2}}$ . *arXiv:1007.0575* (2010).
- [7] P Grassberger and R Hegger, Comment on “Surface critical exponents of self-avoiding walks on a square lattice with an adsorbing linear boundary: A computer simulation study”, *Phys. Rev. E*, **51**, 2674-6 (1995)
- [8] I Guim and T W Burkhardt, Transfer matrix study of the adsorption of a flexible self-avoiding polymer chain in two dimensions, *J. Phys. A: Math. Gen* **22**, 1131–40 (1989).
- [9] A J Guttmann, Analysis of coefficients, in *Phase transitions and critical phenomena* Vol. 13 p. 1, eds C Domb and J L Lebowitz, *Academic Press*, London and NY (1989).

- [10] J M Hammersley, G M Torrie and S G Whittington, Self-avoiding walks interacting with a surface, *J. Phys. A: Math. Gen* **15**, 539-71 (1982).
- [11] E J Janse van Rensburg, *The statistical mechanics of interacting walks, polygons, animals and vesicles*, OUP, Oxford (2000).
- [12] E J Janse van Rensburg and A R Rechnitzer, Multiple Markov chain Monte Carlo study of adsorbing self-avoiding walks in two and three dimensions. *J. Phys. A: Math. Gen* **37**, 6785-98 (2004).
- [13] I Jensen, A parallel algorithm for the enumeration of self-avoiding polygons on the square lattice, *J. Phys. A: Math. Gen.* **36**, 5731-45 (2003).
- [14] I Jensen, Enumeration of self-avoiding walks on the square lattice, *J. Phys. A: Math. Gen.* **37**, 5503-24 (2004).
- [15] I Jensen, Self-avoiding walks and polygons on the triangular lattice, *J. Stat. Mech.:Th. and Exp.*, P10008 (2004).
- [16] I Jensen, Honeycomb lattice polygons and walks as a test of series analysis techniques, *J. Phys.: Conf. Ser.* **42**, 163-72 (2006).
- [17] I Jensen and A J Guttmann, Self-avoiding polygons on the square lattice, *J. Phys. A: Math. Gen.* **31**, 4867-76 (1999).
- [18] J L Monroe, Extrapolation and the Bulirsch-Stoer algorithm *Phys. Rev. E* **65**, 066116 (8pp) (2002).
- [19] G Rychlewski and S G Whittington, Self-avoiding walks and polymer adsorption: low temperature behaviour, *J. Stat. Phys.* **144** in press (2011).
- [20] S G Whittington, Self-avoiding walks terminally attached to an interface, *J. Chem. Phys.* **63**, 779-85 (1975).
- [21] C Vanderzande, *Lattice Models of Polymers*, Cambridge Lecture Notes in Physics **11**, (Cambridge University Press, 1998).