

Simulation of the D³ and DiNO

Editors : will be set by the publisher

Proceedings of the 3rd International conference on Directional Detection of Dark Matter (CYGNUS 2011), Aussois, France, 8-10 June 2011

SIMULATION OF THE DIRECTIONAL DARK MATTER DETECTOR (D³) AND DIRECTIONAL NEUTRON OBSERVER (DiNO)

I. Jaegle¹, H. Feng¹, S. Ross¹, J. Yamaoka¹, S.E. Vahsen¹

Abstract. Preliminary simulation and optimization studies of the Directional Dark Matter Detector and the Directional Neutron Observer are presented. These studies show that the neutron interaction with the gas-target in these detectors is treated correctly by GEANT4 and that by lowering the pressure, the sensitivity to low-mass WIMP candidates is increased. The use of negative ion drift might allow us to search the WIMP mass region suggested by the results of the non-directional experiments DAMA/LIBRA, CoGeNT and CRESST-II.

1 Introduction

Monte Carlo simulations are not only essential tools for the comparison of theory and experiment in physics, but also for the design and optimization of detectors. In these proceedings, we present preliminary simulation studies of Time Projection Chambers (TPCs), where the drift charge is amplified with Gas Electron Multipliers (GEMs) and detected with pixel electronics. This TPC configuration is described in these proceedings of S. Vahsen [1] and also in [2]. These technologies should allow improved gas-target detectors, where the ionization in the target gas is detected with low noise, good position and time resolution, and high efficiency. These features allow us to measure the momentum and energy of charged particles and indirectly of fast neutrons by measuring charged recoils procured when they scatter elastically off the nuclei of the gas-target. TPCs with GEMs and pixels may also allow dark matter searches with improved sensitivity and background rejection that exploit the predicted twelve-hour oscillation Weakly Interacting Massive Particles (WIMPs), which results from the Earth's rotation [3,4].

¹ Department of Physics and Astronomy, University of Hawaii, 2505 Correa Rd., Honolulu, HI 96822

contact person: Igal Jaegle - igjaegle@gmail.com.

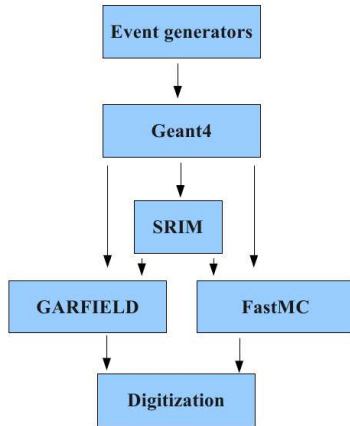


Fig. 1. Flow chart showing the simulation steps expected for photons, WIMPs, nucleons, nuclei, leptons and mesons.

We will present ongoing simulation studies, including first sensitivity-estimates for a Directional Dark Matter Detector (D³) and a Directional Neutron Observer (DiNO) based on these technologies. These proceedings are divided into four parts: the **simulation strategy** is introduced, the **preliminary simulation validation** of GEANT4 [5] and of the WIMP cross section limit code are discussed, the **design optimization** by varying the pressure and by using either the electron drift (ED) or the negative ion drift (NID) is presented, and finally the **preliminary results** are shown.

2 Simulation strategy

The D³/DiNO Monte Carlo simulation toolkit is currently being assembled and will mostly rely on already available simulation programs: GEANT4 [5], SRIM [6] and GARFIELD [7]). The flow chart in Figure 1 shows the simulation steps expected, which will perform the following tasks:

- An event generator will simulate the signal and background sources. E.g., for the WIMP case: the predicted WIMP velocity distribution for the signal and cosmic-ray-induced radiation and radiation emitted by detector material for the background.
- An accurate geometry and materials description.
- The interaction between the incoming particle and the target gas or/and detector materials will be modeled using either the GEANT4 [5] physic classes, SRIM [6], or GARFIELD [7], depending the particle type, which may lead to the creation of ionization along the trajectory of the incoming particle

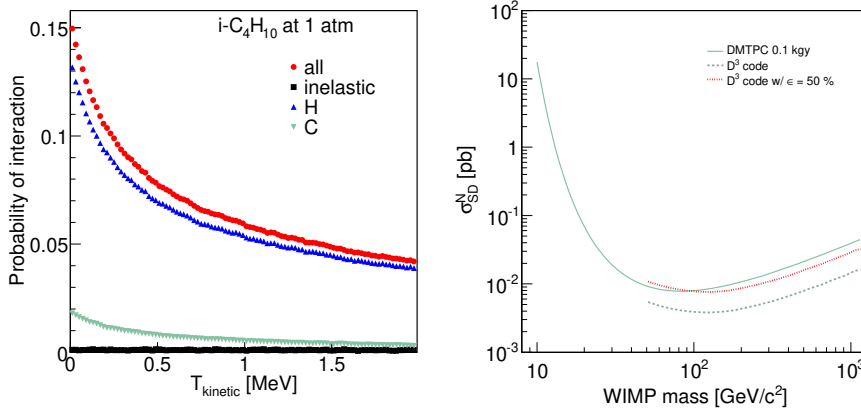


Fig. 2. Left: Probability of interaction, as a function of the neutron kinetic energy, between the neutron and iso-butane gas-nuclei (red point and black square by isolating the inelastic scattering contribution) and between the neutron and the individual atomic nuclei (blue triangle up hydrogen, green triangle down carbon). Right: Spin dependent cross section limit as function of the WIMP mass for DMTPC [12] (green line) and as estimated by our fast simulation, assuming 100 % (dashed green line) and 50 % (red line) light collection efficiency.

or/and along the recoil product of the incoming particle scattering off gas-nuclei. SRIM[6] and GARFIELD[7] can model these processes fairly well.

- Then the electrons [8] (or negative ions [9]) drift under the influence of the electric field. Negative ions can be formed in the case the electrons from the ionization can attach themselves to the gas-molecule to form negative ions). GARFIELD or a fast Monte Carlo simulation using the gas properties calculated by MAGBOLTZ [10] can simulate the drift of ionization (electrons, or negative ions in the case of negative ion drift), towards the GEMs with a constant velocity in a homogeneous electric field. The GEMs which then amplify the signal. In an area of high field near the GEMs, the electrons detach from the negative ion. Therefore a normal avalanche occurs both in the case of electrons and negative ions. We plan to model the GEMs with a parameterized simulation.
- The digitization software then simulates how the resulting avalanche-charge is detected by the electronic readout, in our case pixel electronics [2] .

3 Simulation validation

3.1 Neutron

The probability of interaction between a neutron and the gas-target (50 cm length of iso-butane at 1 atm) has been simulated as function of the neutron kinetic energy (see Figure 1 left) with the transport code GEANT4 [5]. This probability has also been calculated for 1-MeV neutrons by using the Low Energy Nuclear Data (LEND) [11]. There is 0.11 % per centimeter probability at 1 atm of 1-MeV neutron interacting with a Hydrogen atom belonging to the iso-butane-molecule. This analytical calculation is in good agreement with the GEANT4 [5] calculation, which also uses the LEND [11] for the cross section values, and gives 0.114 % per centimeter.

3.2 WIMP

A fast Monte Carlo simulation for estimating WIMP cross section limits has been implemented following the instructions of Lewin et al. [3], using SRIM [6] for the track length simulation and MAGBOLTZ [10] for the target-gas properties. The results have been compared to the DMTPC [12] published limit by applying the DMTPC setup parameters. A fair agreement is found, as illustrated by Figure 2 (right).

4 Design optimization

The design optimization consists of finding the optimum pressure for a directional dark matter detector, D^3 , when there is a good trade off between the target mass and track length so that the directional sensitivity is maximized. The volume is kept fixed by considering a detector with a one square meter readout plane and a maximum drift length of 33.33 cm.

Several conditions are imposed on the track to ensure that the projection of the track, with a length L , on the two-dimensionally segmented pixel chip readout plane can be exploited to extract the directionality:

- $L > 3 \sigma_{xy}$ where σ_{xy} is the transverse diffusion
- $L > 3 \times \text{GEM holes spacing}$
- energy threshold on the primary ionization energy of 1-keV that corresponds approximately to 40 electrons detected

An approximate quenching factor, estimated with SRIM, was also included.

ED and NID, when the ratio between the electric field and pressure is kept constant, the transverse diffusion scales with the square root of the pressure (or the number density). Similarly, the Townsend and attachment coefficients scale with the pressure. Therefore if we decrease the pressure the transverse diffusion will get worse and the probability of being in a multiplication regime increases

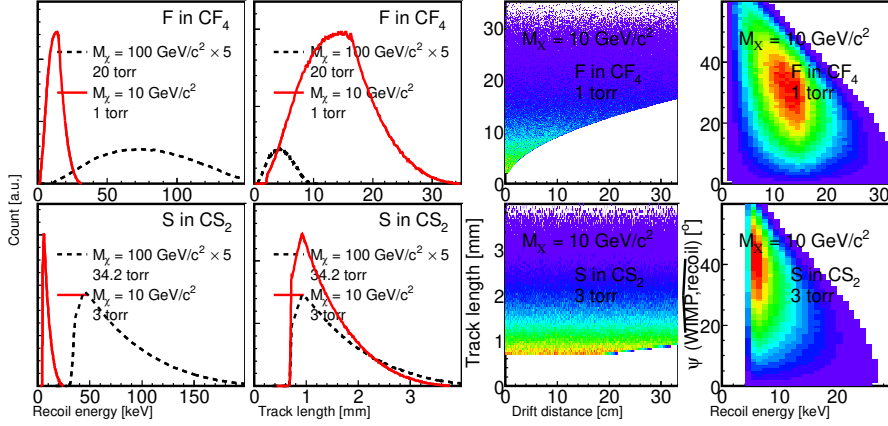


Fig. 3. Fluorine in CF₄(- top row) and sulfurine in CS₂(-bottom row): recoil (kinetic) energy distribution (first column), recoil track length distribution (second column), track length distribution (third column), track length versus drift distance for 10 GeV/c² WIMP mass (third column), angle between the incoming WIMP and the scatter recoil versus recoil (kinetic) energy for 10 GeV/c² WIMP mass (fourth column). The directionality conditions are applied. For the recoil energy and track length distributions, the distributions for 100 GeV/c² WIMP mass are scaled by a factor 5.

as well. However, the track length scales with the pressure. If we decrease the pressure the track length increases.

The figure of merit (FOM) is given by the number of WIMP recoils expected to result in a reconstructible track. It has been calculated for several gases (H₂, C₂H₆, C₄H₁₀, ⁴He, CF₄, ⁴⁰Ar and ¹³²Xe for the ED case and CS₂ for the NID case) and for two WIMP masses (10 GeV/c² and 100 GeV/c²). The figure of merit can be written as:

$$\frac{dFOM}{dT_R}(P) = \frac{\mu_A^2}{\mu_N^2} \cdot \rho(P) \cdot V \cdot \frac{d}{dT_R} \Gamma^A \cdot \frac{\int_0^{z_{max}=33.33cm} L_{L>L_0(P)}(T_R, P) dz}{L(T_R, P)} \quad (4.1)$$

where:

- μ_A and μ_N are the nucleus and the nucleon reduced mass, respectively
- ρ is the number of gas-molecules per cubic centimeter
- V is the target gas volume
- $\Gamma^A = F^2(qr_n)I$ with $F^2(qr_n)$ the form factor as defined in [3] and $I=A^2$ for the spin independent case (SI) or $I \propto J(J+1)$ for the spin dependent case (SD)

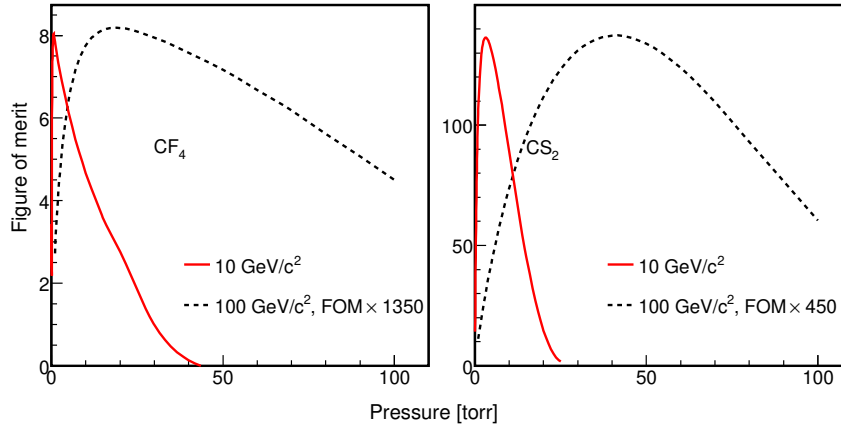


Fig. 4. Figure of merit versus pressure for CF₄ (left) and CS₂ (right) calculated respectively for 10 GeV/c² (red, full line) and 100 GeV/c² WIMPs (black, dashed line which is scaled by factor 1350 for CF₄ and 450 for CS₂).

- L is the track length and L_0 is the track length “threshold” derived by the three conditions described above. L_0 is not a constant and is changing for each pressure
- P is the pressure
- T_R is the kinetic energy of the recoil nucleus

Example distributions (track length and recoil energy) corresponding to the optimum pressures found for WIMP masses of 10 GeV/c² and 100 GeV/c², after the directionality conditions are applied, can be seen in Figure 3. Figure 3 also shows the track length versus the drift distance and the angle between the incoming WIMP and the recoil nucleus versus the recoil energy. For the 10 GeV/c² WIMP mass case, the most probable track length and recoil energy are: 15 mm, 13 keV and 0.8 mm, 5.8 keV for respectively fluorine in CF₄ and sulfurine in CS₂. As expected in the case of NID, the sulfurine recoil in CS₂ have fairly short track at the optimum pressure. The cutoff at 0.7 mm in the track length distribution for CS₂ corresponds to the GEM holes spacing requirement.

Finally, Figure 4 shows the resulting figure of merit for fluorine recoils in CF₄ and sulfurine recoils in CS₂. The optimum pressures to detect a 10 GeV/c² WIMP mass are 1 torr and 3 torr, respectively for CF₄ and CS₂. It appears that only CS₂ among all the gases tested is competitive and can run at such low pressure. For example, MAGBOLTZ [10] indicates that at 1 torr CF₄, one will be in a multiplication regime for an electric field of few 10’s V/cm, above 100’s V/cm at 1 torr one is far away the thermal limit. The gases with light nuclei can also run for the low pressure given by the FOM but are not competitive. For a 100 GeV/c²

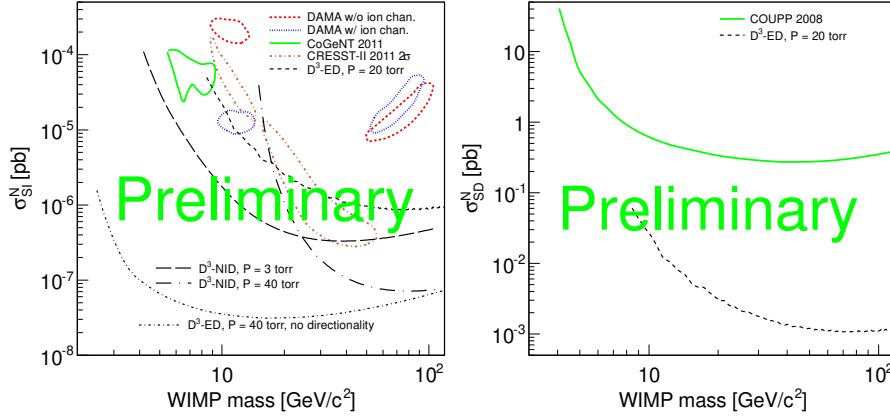


Fig. 5. D³ cross section limit as a function of the WIMP mass for one recoil produced by a WIMP detected in three m³. The detector is divided into nine sub-detectors with a maximum drift distance of 33.33 cm for ED-CF₄ and NID-CS, the SI case on the left and for the SD case on the right. The D³ reach plot is compared to the non-directional experiments DAMA/LIBRA [13], CoGeNT [14] and CRESST-II [15] for the SI case and to COUPP[16] for the SD case.

WIMP mass only CF₄ and CS₂ are competitive.

For CS₂-NID, a very low transverse diffusion of $50 \mu\text{m}/\sqrt{\text{cm}}$ at 80 torr and an electric field of 1 kV/cm have been reported in [9] and is expected to run also at very low pressure with an electric field of few 10's V/cm according to [9]. While for comparison CF₄ has a transverse diffusion of $150 \mu\text{m}/\sqrt{\text{cm}}$ at 80 torr and an electric field of 2 kV/cm.

5 Preliminary reach plots

Figure 5 shows preliminary reach plots for WIMP search with three m³ of CS₂ or CF₄, for three years of exposure. The detector is divided into nine sub-detectors with a maximum drift length of 33.33 cm. The WIMP velocity distribution used is Maxwellian, the dark matter density is $0.3 \text{ GeV}/\text{cm}^3$, and the escape velocity is 530 km/s.

The sensitivity to low mass WIMPs is increased for low pressure as illustrated by the CS₂ results which can be seen in Figure 5 (left). If the pressure is increased at the cost of directionality, the sensitivity is drastically improved as expected (see D³-ED, P = 40 torr no directionality curve in Figure 5 - left) so that after only a month of exposure the reach will be already below the region suggested by DAMA/LIBRA [13] and CoGeNT [14]. In principle a carefully designed TPC could decrease the pressure or even change the gas to CS₂, once a possible WIMP candidate is detected. Then by switching to directional mode, after three years

DAMA/LIBRA [13], CoGeNT [14] and CRESST-II [15] can be either excluded or confirmed unambiguously.

6 Conclusion

Preliminary simulation and optimization results of the Directional Dark Matter Detector and the Directional Neutron Observer have been presented. These results show that the neutron interaction with the gas is treated correctly by GEANT4 [5] and that by lowering the pressure, the sensitivity to low-mass WIMP candidates is increased. The use of negative ion drift might allow us to search the WIMP mass region suggested by results of the non-directional experiments DAMA/LIBRA [13], CoGeNT [14] and CRESST-II [15].

References

- [1] S.E. Vahsen, The Directional Dark Matter Detector (D³) CYGNUS 2011 proceedings.
- [2] T. Kim et al, NIM A 589 (2008) 173 @ S184.
- [3] J.D. Lewin, F.P. Smith, Astroparticle Physics 6 (1996) 87-112.
- [4] S. Ahlen, N. Afshordi, J. Battat, J. Billard, N. Bozorgnia, et al., The case for a directional dark matter detector and the status of current experimental efforts, Int.J.Mod.Phys. A25 (2010) 1 @ S51. arXiv:0911.0323, doi:10.1142/S0217751X10048172.
- [5] "GEANT4" geant4.cern.ch.
- [6] "SRIM" M. D. Z. James F. Ziegler, Jochen P. Biersack, SRIM: The Stopping and Range of Ions in Matter, Lulu Press Co., 2009. slim.org.
- [7] "GARFIELD" R. Veenhof, GARFIELD, recent developments, Nucl.Instrum.Meth. A419 (1998) 726 @ S730. doi:10.1016/S0168-9002(98). 008511. <http://garfield.web.cern.ch/garfield/>.
- [8] F. Sauli, Drift and diffusion of electrons in gases: a compilation (with an introduction to the use of computing programs) CERN, 1984. - 127 p.
- [9] C. J. Martoff, Negative Ion TPC for WIMP Astronomy SNIC Symposium, Stanford, California – 3-6 April 2006.
- [10] <http://consult.cern.ch/writeup/magboltz/>.
- [11] National Nuclear Data Center, <http://www.nndc.bnl.gov/exfor/endl00.jsp>.
- [12] "DMTPC" The DMTPC Detector. G. Sciolla et al., e-Print arXiv:0811.2922.
- [13] "DAMA/LIBRA" R. Bernabei, P. Belli, F. Cappella, R. Cerulli, C. Dai, et al., New results from DAMA/LIBRA, Eur.Phys.J. C67 (2010) 39 @ S49. arXiv:1002.1028, doi:10.1140/epjc/s10052-010-1303-9.
- [14] "CoGeNT" C. Aalseth, P. Barbeau, J. Colaresi, J. Collar, J. Leon, et al., Search for an Annual Modulation in a P-type Point Contact Germanium Dark Matter Detector, Phys.Rev.Lett. 107 (2011) 141301. arXiv:1106.0650.
- [15] "CRESST-II" G. Angloher, M. Bauer, I. Bavykina, A. Bento, C. Bucci, et al., Results from 730 kg days of the CRESST-II Dark Matter Search, arXiv:1109.0702.
- [16] "COUPP" Behnke et al., Science 319 p. 933 (2008).