

Light quark correlators in a mixed-action setup

Fabio Bernardoni^a, Nicolas Garron^{*b}, Pilar Hernández^c, Silvia Necco^{†d}, Carlos Pena^e

^a NIC, DESY, Platanenallee 6, D-15738 Zeuthen, Germany

^b SUPA, School of Physics, The University of Edinburgh, Edinburgh EH9 3JZ, UK

^c Instituto de Física Corpuscular, CSIC-Universitat de València, Apartado de Correos 22085, E-46071 Valencia, Spain

^d CERN, Physics Departement, 1211 Geneva 23, Switzerland

^e Dpto. de Física Teórica and Instituto de Física Teórica UAM/CSIC, Universidad Autónoma de Madrid, Cantoblanco E-28049 Madrid, Spain

E-mail: Fabio.Bernardoni@desy.de, ngarron@staffmail.ed.ac.uk,
pilar.hernandez@ific.uv.es, Silvia.Necco@cern.ch,
carlos.pena@uam.es

We report our progress in simulating Neuberger valence fermions on $N_f = 2$ Wilson $O(a)$ -improved sea quarks. We compute correlators with valence quark masses both in the p - and in the ε -regime, and we match the results with the predictions of the Chiral Effective Theory in the mixed regime. This allows us to extract the Low Energy Couplings (LECs) of the $N_f = 2$ theory and to test the validity of the approach.

CERN-PH-TH/2011-229
IFT-UAM/CSIC-11-68
Edinburgh 2011/28
FTUAM-11-55
DESY 11-171
IFIC/11-54

The XXIX International Symposium on Lattice Field Theory - Lattice 2011
July 10-16, 2011
Squaw Valley, Lake Tahoe, California

*N.G. acknowledges supported from STFC grant ST/G000522/1 and EU grant 238353 (STRONGnet).

†Speaker.

1. Introduction

Lattice QCD simulations with different discretizations in the valence and in the sea sector have been performed by several groups and with different setups in the last years [1, 2, 3, 4, 5, 6, 7]. This is a viable approach to preserve exact chiral symmetry for the valence quarks with a “moderate” numerical cost, which could be particularly advantageous for the computation of weak matrix elements.

In our work we apply the Neuberger operator on $N_f = 2$ non-perturbatively $O(a)$ -improved Wilson fermions configurations generated within the CLS common effort.¹ In a recent publication [8] we have reported our results on the topological susceptibility and the low-lying eigenvalues of the massless Dirac operator, which we used to test the so-called mixed Chiral Effective Theory approach and finally to extract the chiral condensate. We now extend our analysis to two- and three-point functions.

2. Left current correlator in Chiral Effective Theory

We consider partially quenched QCD with N_s sea flavors with mass m_s and N_v valence flavors with mass m_v , and define the two-point correlators of the left-handed current

$$\text{Tr}[T^a T^b] C(x_0) \equiv \int d^3x \langle J_0^a(x) J_0^b(0) \rangle, \quad J_\mu^a \equiv \bar{\psi} T^a \gamma_\mu P_- \psi, \quad (2.1)$$

where T^a is a traceless generator of $SU(N_v)$ and $P_- = (1 - \gamma_5)/2$ is the left projector. Low energy properties can be described by the corresponding $SU(N_s + N_v)$ Partially Quenched Chiral Perturbation Theory (PQChPT); in particular, in a finite volume $V = L^3 T$ we consider the following two situations [9]:

- $m_{v/s} \Sigma V \gg 1$: all quarks are in the p -regime. In this case the correlator $C(x_0)$ at NLO in PQChPT is given by

$$\mathcal{C}(x_0) = \frac{F_{\text{eff}}^2 M_{vv;\text{eff}} \cosh[M_{vv;\text{eff}}(T/2 - x_0)]}{4 \sinh[M_{vv;\text{eff}} T/2]} - \frac{N_s}{2} \frac{dG^1(0; M_{vs}^2)}{dT}, \quad (2.2)$$

with

$$F_{\text{eff}}^2 = F^2(1 + \Delta_F) = F^2 \left\{ 1 - \frac{N_s}{F^2} G^1(0; M_{vs}^2) + \frac{8}{F^2} (N_s M_{ss}^2 L_4 + M_{vv}^2 L_5) \right\}, \quad (2.3)$$

$$M_{vv;\text{eff}}^2 = M_{vv}^2(1 + \Delta_M) = M_{vv}^2 \left\{ 1 + \frac{1}{N_s F^2} [G^1(0; M_{vv}^2) + (M_{ss}^2 - M_{vv}^2) G^2(0; M_{vv}^2)] - \frac{8}{F^2} [N_s M_{ss}^2 (L_4 - 2L_6) + M_{vv}^2 (L_5 - 2L_8)] \right\}, \quad (2.4)$$

with the LO pseudoscalar masses $M_{ij} = (m_i + m_j)B$ and the pseudoscalar propagators in finite volume

$$G^r(x; M^2) = \frac{1}{V} \sum_p \frac{e^{ipx}}{(p^2 + M^2)^r}, \quad r \geq 1. \quad (2.5)$$

¹<https://twiki.cern.ch/twiki/bin/view/CLS/WebHome>

$\beta = 5.3, \quad c_{\text{SW}} = 1.90952, \quad V = 24^3 \times 48$				
lattice	κ	$aM_{\text{ss;eff}}$	am_v (ε -reg.)	am_v (p -reg.)
D4	0.13620	0.1695(14)	0.002	0.012,0.02,0.028
D5	0.13625	0.1499(15)	0.002	0.012,0.02
D6	0.13635	0.1183(37)	0.002	0.006,0.015,0.025

Table 1: Simulation parameters

- $m_v \Sigma V \lesssim 1, m_s \Sigma V \gg 1$: valence quarks are in the ε -regime, sea quarks are in the p -regime. In this case the NLO left correlator at fixed topology is given by

$$\mathcal{C}^v(x_0) = \frac{F_{\varepsilon;\text{eff}}^2}{2T} \left\{ 1 + \frac{2T^2}{F^2 V} \mu_v \sigma_v(\mu_v) h_1\left(\frac{x_0}{T}\right) \right\} - \frac{N_s}{2} \frac{dG^1(0; M_{\text{ss}}^2/2)}{dT}, \quad (2.6)$$

with $\mu_v = m_v \Sigma V$ and

$$F_{\varepsilon;\text{eff}}^2 = F^2 (1 + \Delta_F|_{M_{\text{vv}}=0}) = F^2 \left\{ 1 - \frac{N_s}{F^2} G^1(0; M_{\text{ss}}^2/2) + \frac{8}{F^2} (N_s M_{\text{ss}}^2 L_4) \right\}, \quad (2.7)$$

$$h_1(\tau) = \frac{1}{2} \left[\left(\tau - \frac{1}{2} \right)^2 - \frac{1}{12} \right], \quad (2.8)$$

$$\sigma_v(x) = x [I_\nu(x) K_\nu(x) + I_{\nu+1}(x) K_{\nu-1}(x)] + \frac{\nu}{x}, \quad (2.9)$$

where I_ν, K_ν are modified Bessel functions.

A well-established strategy to extract the LO (F, B) and the NLO (L_i) Low Energy Couplings (LECs) is to match lattice results for the two-point correlators with the predictions of the ChPT. Depending on the chiral regime, the systematic uncertainty associated to the matching can vary considerably. Exploring different regimes in a finite box can then be useful to give reliable estimates of systematic errors associated to the LECs.

3. Lattice results

3.1 Setup and results for the Low Energy Couplings

We have carried out our simulations on CLS lattices of size $V = 24^3 \times 48$, with $\beta = 5.3$ corresponding to a lattice spacing $a = 0.0649(10)$ fm [10]. We have considered three p -regime sea quark masses $\kappa = 0.13620, 0.13625, 0.13635$, labeling the sets by D4, D5, D6 respectively. On these configurations we have built the Neuberger-Dirac operator, with valence quark masses both in the p - and in the ε -regime. The simulation parameters are collected in Table 1, where we report also the effective sea pion masses in lattice units (see [8] for further details). For valence quark masses in the p -regime, we have collected $\sim 80 - 160$ measurements. For the ε -regime, we have in total $\sim 70 - 100$ measurements of the left correlator in the topological sectors $|\nu| = 0, 1, 2, 3$.

We have computed the two-point left current correlator defined in Eq. (2.1) adopting the low-mode averaging technique of [11]. For the renormalization of the local axial current we used

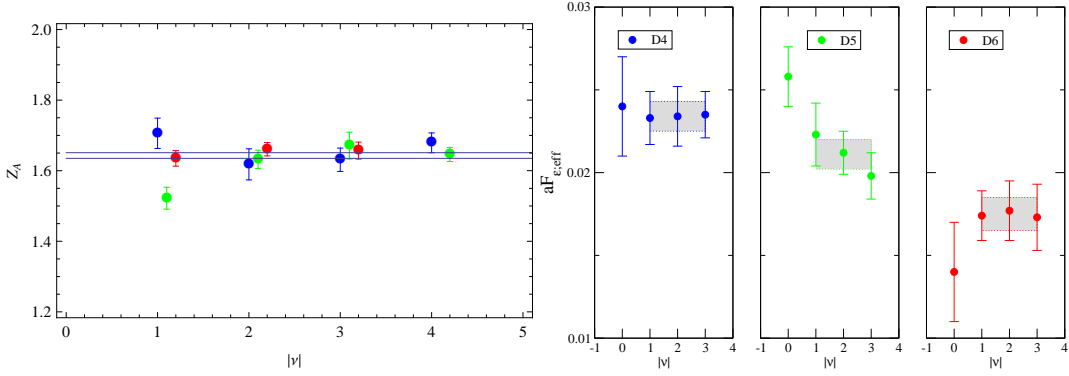


Figure 1: *Left:* the renormalization constant of the local axial current extracted through the chiral Ward identity at fixed topological charge saturated with the zero modes. The blue, green and red points refer to the lattices D4, D5, D6 respectively. *Right:* $aF_{E;eff}$ extracted from the left correlator in the mixed p/ε -regime as a function of the topological charge. The gray bands represent the average over $|v| = 1, 2, 3$.

the chiral Ward identity at fixed topological charge saturated with the zero modes, following the strategy proposed in [12]. In particular we considered

$$Z_A^{\text{mix}} \lim_{m_v \rightarrow 0} (m_v V) \sum_{\vec{x}} \langle \partial_0 P^a(x) J_0^a(0) \rangle_v = \lim_{m_v \rightarrow 0} (m_v^2 V) \sum_{\vec{x}} \langle P^a(x) P^a(0) \rangle_v, \quad (3.1)$$

where $P^a = \bar{\psi} T^a \gamma_5 \psi$ is the pseudoscalar density. The right-hand side is completely saturated with zero modes and can be directly computed without chiral extrapolation; on the left-hand side, the chiral limit has to be taken numerically. The renormalization factor Z_A^{mix} can then be extracted from ratios of correlations functions. For those correlators we have collected a total of $\sim 70 - 140$ measurements for the topological sectors $0 < |v| < 5$. On the left side of Fig. 1 we report the results for the different sea quark masses corresponding to D4, D5, D6 and for $v = 1, 2, 3, 4$. Apart from some fluctuations in the topological sector $|v| = 1$, the data do not depend on v and on the sea quark masses. From this study we obtained

$$Z_A^{\text{mix}} = 1.65(1). \quad (3.2)$$

We then extracted $M_{vv;eff}$, F_{eff} , $F_{E;eff}$ from the left correlators, according to Eqs. (2.2, 2.6); on the right side of Fig. 1 we show for instance the (bare) pseudoscalar decay constant computed from the mixed p/ε -regime correlators at $|v| = 0, 1, 2, 3$. As it should be, results do not depend significantly on the topological charge; $F_{E;eff}$ has been determined by averaging over $|v| = 1, 2, 3$ (gray band in the plot). We then performed a global fit of pseudoscalar masses and decay constants using the NLO predictions of the PQChPT given in Eqs. (2.3, 2.4, 2.7). From this fit we obtained the six parameters

$$\begin{aligned} aF^R &= 0.0259(10)(8) \ , \ aB^R = 1.52(11)(9), \\ L_4^R &= 0.00054(10)(4) \ , \ L_5^R = 0.00073(15)(2), \\ (L_4 - 2L_6)^R &= 0.00033(5)(0) \ , \ (L_5 - 2L_8)^R = -0.00025(15)(5), \end{aligned} \quad (3.3)$$

where ‘‘R’’ means that the couplings are renormalized. The constants L_i^R are given at the scale $\mu = 770$ MeV, while B^R is given in the $\overline{\text{MS}}$ scheme at $\mu = 2$ GeV. For the tree-level pseudoscalar masses

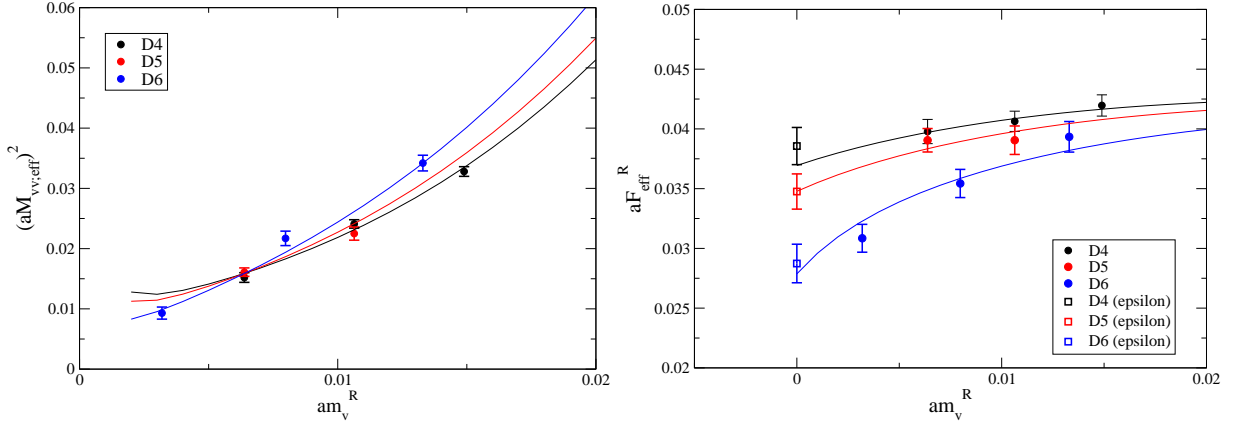


Figure 2: Global chiral NLO fit for $M_{vv;eff}$, F_{eff} . The squares in the right plot correspond to the ε -regime results, $F_{\varepsilon;eff}$.

we used $M_{ij} = (m_i^R + m_j^R)B^R$; for the sea Wilson quark masses we used the PCAC masses computed in [13, 10], with renormalization constants $Z_A^W = 0.78(1)$ [14], $Z_P^W(\overline{MS}, 2 \text{ GeV}) = 0.543(8)$ [15]; for the overlap valence quarks we have computed $Z_S^{\text{mix}}(\overline{MS}, 2 \text{ GeV}) = 1.88(15)$ like in [8]. The first error is statistical, while the second one reflects the uncertainty on the PCAC quark masses.

The global fit is shown in Fig. 2. It is important to stress that having valence quark masses in the ε -regime allows us to extract the pseudoscalar decay constant directly at $am_v = 0$ and hence to have a good control over the chiral extrapolation in m_v .

Appropriate combinations of the L_i yield the conventional SU(2) LECs \bar{l}_i ; in particular we obtain

$$\bar{l}_3 = 4.46(30)(14), \quad \bar{l}_4 = 4.56(10)(4). \quad (3.4)$$

The FLAG working group [16] gives an estimate $\bar{l}_3 = 3.2(8)$ and quotes $\bar{l}_4 = 4.66(4)_{-33}^{+4}$ [17] as best determination of \bar{l}_4 . Our determinations are in agreement with those results within the uncertainties. By converting aF^R and aB^R in physical units we obtain $F^R = 79(4) \text{ MeV}$ and $\Sigma^R(\overline{MS}, 2 \text{ GeV}) = B^R(F^R)^2 = (306(11) \text{ MeV})^3$, which also lie in the right ballpark.

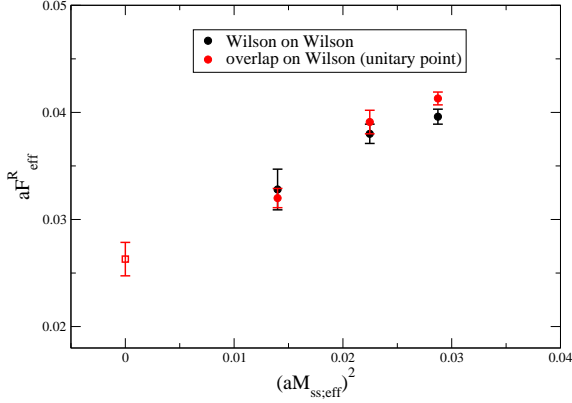
3.2 Unitary point

A natural definition of the unitary point corresponds to the matching of the pseudoscalar masses

$$M_{vv;eff}^2|_{m_v=m_{v;un}} = M_{ss;eff}^2. \quad (3.5)$$

We have extracted $m_{v;un}$ through a linear interpolation of $M_{vv;eff}^2$. The pseudoscalar decay constants in the full Wilson theory ($F_{s;eff}^R$) and in the mixed action theory at $m_{v;un}$ ($F_{eff}^R|_{m_v=m_{v;un}}$) should then be equal up to discretization effects. In Fig. 3 we show $F_{eff}^R|_{m_v=m_{v;un}}$ and $F_{s;eff}^R$ for the three lattices D4,D5,D6. The Wilson on Wilson data have been taken from [13]. Within our statistical accuracy, we do not observe large cutoff effects close to the unitary point.

Discretization effects in a mixed action setup can be investigated by means of Mixed Action PQChPT [18]. If all mass scales are in the p -regime and one assumes a power counting $a \sim m_{s,v} \sim p^2$ (generically small masses), it is easy to see that ‘‘unitarity violations’’ of $O(a^2)$ appearing in M_{vs}^2 and $(M_{ss}^2 - M_{vv}^2)$ affect our observables only at NNLO, and hence are expected to be small. Our



lat.	$am_{v;un}$	$F_{eff}^R _{m_v=m_{v;un}}$	$F_{s;eff}^R$
D4	0.0241(5)(4)	0.0413(6)	0.0396(7)
D5	0.0196(13)(5)	0.0391(11)	0.0380(9)
D6	0.0088(6)(6)	0.0320(9)	0.0328(19)

Figure 3: Effective pseudoscalar decay constant computed in the full Wilson theory (black points) and in the mixed action theory at the unitary point (red points) as a function of the pseudoscalar mass. The empty square represents the decay constant in the chiral limit extracted from the chiral fit, Eq. (3.3).

numerical data seem to confirm this expectation, although a more detailed study is necessary in order to have a precise estimate of those effects.²

4. $K \rightarrow \pi\pi$ amplitudes and $\Delta I = 1/2$ rule

In [19], a strategy to study the rôle of the charm quark in the $\Delta I = 1/2$ rule has been proposed. The basic idea is to start from the GIM limit $m_u = m_d = m_s = m_c$, write down the $\Delta S = 1$, CP-even effective weak Hamiltonian and match it with the effective Hamiltonian in the SU(4) Chiral Effective Theory. At leading order in ChPT, the ratio of amplitudes corresponding to $\Delta I = 1/2$ and $\Delta I = 3/2$ $K \rightarrow \pi\pi$ transitions can be expressed in terms of given LECs g_1^\pm . As usual, those couplings can be computed by matching suitable correlation functions computed on the lattice with their analytic expressions obtained in ChPT (see [19] for details). Quenched results obtained with Neuberger fermions have been presented in [20]; this strategy, for which exact chiral symmetry at finite lattice spacing is an essential ingredient, can be implemented also with our mixed action setup. Preliminary results for the bare ratios R^\pm of three- and two-point functions defined in [20] have been obtained so far for the lattice D4 (interpolated to the unitary point)

$$R^+ = 0.64(6), \quad R^- = 1.5(2), \quad (4.1)$$

of the same order as the quenched results for pseudoscalar masses in the same range.

The second part of the strategy consists in studying the amplitudes ratio as a function of $m_c > m_u = m_d = m_s$ and test if by increasing the charm quark the $\Delta I = 1/2$ enhancement observed experimentally is reproduced.

5. Conclusions and outlook

Mixed action simulations with exact chiral symmetry in the valence sector provide a powerful tool to investigate QCD properties. Given the significant errors associated to chiral extrapolations,

²A recent study with Neuberger valence fermions and Wilson Twisted Mass sea quarks [6] indicates large cutoff effects close to the unitary point.

it is important to explore several chiral regimes where the systematic effects are different, so that such errors can be properly quantified. In particular, we have considered valence quarks both in the p - and in the ε -regime and matched the lattice results with the PQChPT predictions at NLO. A global chiral fit of pseudoscalar masses and decay constants allowed us to determine F , B , \bar{l}_3 , \bar{l}_4 with comparable accuracy with respect to other results present in the literature. By matching pseudoscalar masses in the valence and in the sea sector, we did not observe large cutoff effects close to the unitary point. We stress that a precise determination of the LECs would require an improvement of the statistical precision and a careful monitoring of autocorrelations; furthermore, a larger set of volumes, lattice spacings and quark masses would guarantee a solid estimate of the systematic uncertainties associated to lattice artefacts, finite-volume effects and chiral extrapolation.

As next step, we are implementing the strategy proposed in [19] to investigate the rôle of the charm quark in the $\Delta I = 1/2$ rule. This calculation is more challenging and requires further computational efforts.

References

- [1] LHP Collaboration, D.B. Renner et al., Nucl.Phys.Proc.Suppl. 140 (2005) 255.
- [2] C. Allton et al., PoS LAT2006 (2006) 202.
- [3] S. Dürr et al., PoS LAT2007 (2007) 115.
- [4] C. Aubin, J. Laiho and R.S. Van de Water, Phys.Rev. D77 (2008) 114501; J. Laiho and R.S. Van de Water, PoS LATTICE2010 (2010) 312.
- [5] xQCD Collaboration, A. Li et al., Phys.Rev. D82 (2010) 114501.
- [6] K. Cichy, G. Herdoiza and K. Jansen, Nucl.Phys. B847 (2011) 179.
- [7] S. Beane et al., (2011), 1108.1380 [hep-lat].
- [8] F. Bernardoni et al., Phys.Rev. D83 (2011) 054503.
- [9] F. Bernardoni and P. Hernández, JHEP 10 (2007) 033.
- [10] M. Marinkovic et al., PoS Lattice2011 (2011) 232.
- [11] L. Giusti et al., JHEP 0404 (2004) 013; T.A. DeGrand and S. Schaefer, Comput.Phys.Commun. 159 (2004) 185.
- [12] L. Giusti et al., JHEP 01 (2004) 003; P. Hernández et al., JHEP 0805 (2008) 043.
- [13] L. Del Debbio et al., JHEP 02 (2007) 082.
- [14] M. Della Morte, R. Sommer and S. Takeda, Phys.Lett. B672 (2009) 407.
- [15] ALPHA Collaboration, M. Della Morte et al., Nucl.Phys. B729 (2005) 117.
- [16] G. Colangelo et al., Eur.Phys.J. C71 (2011) 1695.
- [17] ETM Collaboration, R. Baron et al., JHEP 1008 (2010) 097.
- [18] O. Bär, G. Rupak and N. Shresh, Phys.Rev. D67 (2003) 114505; O. Bär, G. Rupak and N. Shresh, Phys.Rev. D70 (2004) 034508; M. Golterman, T. Izubuchi and Y. Shamir, Phys.Rev. D71 (2005) 114508; O. Bär, M. Golterman and Y. Shamir, Phys.Rev. D83 (2011) 054501.
- [19] L. Giusti et al., JHEP 11 (2004) 016.
- [20] L. Giusti et al., Phys.Rev.Lett. 98 (2007) 082003.