

Cross-Layer Protocols for Multimedia Communications over Wireless Networks

Jaydip Sen

Innovation Lab, Tata Consultancy Services, India

ABSTRACT

In the last few years, the Internet throughput, usage and reliability have increased almost exponentially. The introduction of broadband wireless *mobile ad hoc networks* (MANETs) and cellular networks together with increased computational power have opened the door for a new breed of applications to be created, namely real-time multimedia applications. Delivering real-time multimedia traffic over a complex network like the Internet is a particularly challenging task since these applications have strict *quality-of-service* (QoS) requirements on bandwidth, delay, and delay jitter. Traditional Internet protocol (IP)-based best effort service is not able to meet these stringent requirements. The time-varying nature of wireless channels and resource constrained wireless devices make the problem even more difficult. To improve perceived media quality by end users over wireless Internet, QoS supports can be addressed in different layers, including application layer, transport layer and link layer. Cross layer design is a well-known approach to achieve this adaptation. In cross-layer design, the challenges from the physical wireless medium and the QoS-demands from the applications are taken into account so that the rate, power, and coding at the physical (PHY) layer can adapted to meet the requirements of the applications given the current channel and network conditions. A number of propositions for cross-layer designs exist in the literature. In this chapter, an extensive review has been made on these cross-layer architectures that combine the application-layer, transport layer and the link layer controls. Particularly, the issues like channel estimation techniques, adaptive controls at the application and link layers for energy efficiency, priority based scheduling, transmission rate control at the transport layer, and adaptive *automatic repeat request* (ARQ) are discussed in detail.

1 INTRODUCTION

As the wireless networks evolved from circuit-switched voice traffic based 2G networks to an all-IP based packet-switched network catering to a mix of high speed real-time traffic such as voice, multimedia teleconferencing, online gaming etc., and data-traffic such as WWW browsing, messaging, file transfers etc., there has been a dramatic change in the *quality-of-service* (QoS) requirements in terms of transmission accuracy, delay, jitter, throughput and so on. In order to achieve a successful and profitable commercial market for future wireless technology, network service designers and providers need to pay much attention to efficient utilization of radio resources due to fast growth of the wireless subscriber population, increasing demand for new mobile multimedia services and consequent diverse and more stringent QoS requirements. Traffic on wireless networks is becoming increasingly complex with a mix of real-time traffic such as voice, multimedia teleconferencing, gaming, and data-traffic such as WWW browsing, messaging and file transfers etc. All these applications require widely varying QoS guarantees for different types of traffic. Of late, various mechanisms have been proposed

in the literature to support these QoS requirements. However, providing a robust QoS support for multimedia applications over wireless networks is a very challenging task due the following reasons (Jiang et al., 2005).

- Different applications have different QoS requirements. Real-time media such as video and audio is delay-sensitive but capable of tolerating a certain degree of errors. Non-real time media such as web data is less delay-sensitive but requires reliable transmission.
- Wireless channels have high packet loss rate and *bit error rate* (BER) due to fading and multi-path effects. Resulting packet loss and bit errors can have an adverse effect on the multimedia applications.
- Wireless channels have bandwidth limitation and fluctuations of the available bandwidth, packet loss rate, delay and jitter.
- Traditional transport layer protocols perform poorly in wireless networks since they assume congestion to be the primary cause for packet losses and unusual delay in the network. These protocols reduce the transmission rate whenever they observe packet loss. In wireless networks, the packet may be dropped due to channel errors, thereby resulting in unnecessary reduction in end-to-end throughput.
- The mobile devices are power constrained. Maintaining good media quality and minimizing average power consumption (for processing and communication) are two conflicting requirements.
- Receivers in multimedia delivery systems are quite different in terms of latency requirements, visual quality requirements, processing capabilities, power limitations, and bandwidth constraints. Moreover, multimedia may traverse different types of networks, e.g., wire-line networks, cellular networks, and *wireless local area networks* (WLAN). Each of these networks has different characteristics such as reliability, delay, jitter, bandwidth, and *medium access control* (MAC) mechanisms.

In view of the above constraints, a strict modularity and protocol layer independence of the traditional transmission control protocol (TCP) / Internet protocol (IP) or OSI stack will lead to a sub-optimal performance of applications over IP-based wireless networks. For optimization, we require protocol architectures that require modification of the reference layered stack by allowing direct communication between protocols at non-adjacent layers or sharing state variables across different layers to achieve better performance. The goal of a cross layer design is to actively exploit this possible dependence between protocol layers to achieve performance gains. Although the cross layer design is an evolving area of research, considerable amount of work has already been done on this area. The objective of this chapter is to introduce the concept of cross-layer design and discuss the various existing cross-layer protocols for QoS-aware multimedia applications over resource constrained wireless networks.

The chapter is organized as follows. Section 2 describes various QoS parameters such as delay, latency, jitter, packet drop rate etc. those are relevant in multimedia communication. Section 3 discusses various issues in cross-layer design, depicts some generic cross-layer frameworks, and also identifies the relevant protocol layers in which

cross-layer design principles may be applied for QoS support in multimedia applications. Section 4 presents various types of adaptations required at different layers of the protocol stack for cross-layer design and optimization. Section 5 describes some important link layer adaptation mechanisms in cross-layer design. Section 6 discusses the role of the transport layer in cross-layer architecture and also presents some transport layer-initiated cross layer protocols. Section 7 describes some of the application layer-specific issues in a cross-layer environment. Section 8 discusses the future trends in research in cross-layer protocol design and the associated challenges. Finally, Section 9 concludes the chapter.

2 DIFFERENT QoS CLASSES IN MULTIMEDIA APPLICATIONS

One major challenge in multimedia services over wireless networks is QoS provisioning with efficient resource utilization. Heterogeneous multimedia applications in future IP-based wireless networks require a more complex QoS model and more sophisticated management of scarce radio resources. QoS can be classified according to its implementation in the networks, based on a hierarchy of four different levels: bit-level, packet-level, call-level, and application-level (Jiang et al., 2005). Transmission accuracy, transmission rate (i.e., throughput), timeliness (i.e., delay and jitter), fairness, and user perceived quality are the main considerations in this classification:

- *Bit-level QoS* - to ensure some degree of transmission accuracy, a maximum BER for each user is required. Any transmission with BER greater than the maximum permissible limit is not acceptable for applications which have a stringent QoS requirement. Data applications are more sensitive to bit errors than video applications.
- *Packet-level QoS* – for delay-sensitive applications like *voice over IP* (VoIP) and videoconferencing, each packet should be transmitted within a delay bound. On the other hand, data applications like Internet downloads can tolerate delay to a certain degree. Throughput is a more pertinent QoS criterion for data applications. Each traffic type can also have a *packet loss rate* (PLR) requirement.
- *Call-level QoS* – due to insufficient capacity at a particular instant of time in a wireless system, there is always a chance that a new call may be blocked or a handoff is dropped. From the user's point of view, the issue of handoff call dropping is more serious than blocking of a new call because the user might be in the middle of an important transaction when the handoff takes places. It is necessary to devise an effective call admission control to ensure that handoff calls are not disturbed; the new calls which may arrive during the handoff process may be blocked instead.
- *Application-level QoS* – the application layer-perceived QoS parameters like the *peak signal to noise ratio* (PSNR) for video application and the end-to-end throughput for data application provided by the responsive TCP, more suitably represent the service quality seen by the end user, than bit and packet level QoS.

Another big challenge is to develop an accurate mapping mechanism for application layer QoS parameters to the lower layer (e.g., the physical layer) parameters so that the requirements specified at the application layer are suitably converted to the corresponding requirements in the lower layers before being passed over the carrier.

Kumwilaisak et al have proposed one such mapping architecture (Kumwilaisak, et al., 2003). In addition to QoS parameter mapping, an effective link layer packet scheduling scheme with appropriate power allocation is required to support bit- and packet- level QoS requirements of the applications running on mobile devices. Specifically, the power levels of the mobile devices should be managed in such a way that each mobile device achieves the required bit energy to interference-plus-noise density ratio, and the transmission from/to all the mobile devices are controlled to meet the delay, jitter, throughput, and the PLR requirements.

3 CROSS-LAYER FRAMEWORKS FOR MULTIMEDIA TRANSMISSION

To handle the challenges mentioned in Section 2, many studies have been performed and a number of cross-layer protocols have been proposed in the literature for multimedia transmission over wireless networks. Most of these protocols involve message communications across various layers, e.g., application, transport and link layers.

Considering the limitation of bandwidth in wireless systems, the most important target in the link layer is to increase link utilization. It is known that *real-time transport protocol* (RTP) / *user datagram protocol* (UDP) / IP and TCP/IP have the problem of large header overhead on bandwidth-constrained links. Header compression has been found to be efficient for using those protocols. Unfortunately, many header compression schemes (Casner et al., 1999) do not work well on noisy links, especially the one with high BER and long *round-trip time* (RTT). Internet Engineering Task Force (IETF) had a working group (WG), called *robust header compression* (ROHC) to address the header compression issue (Pelletier et al., 2008).

To handle the severe bandwidth and delay fluctuations in wireless Internet, available network condition estimation and congestion control are some of the key issues that need to be addressed in the transport layer. Throughput calculation, packet-pair, and packet-train bandwidth probing are several popular techniques for bandwidth measurement (Lai et al., 1999). Controlling parameters such as packet error rate, delay, and delay jitter are also important. Different congestion and rate control schemes must be implemented so that multimedia such as video and audio can adapt to the estimated network information in a smooth way (Yang et al., 2001).

In the application layer perspective, many studies have been performed to improve media delivery quality. Error protection, power saving, and proxy management are some of the well-known approaches in this regard. To overcome the packet loss and residual bit error in wireless Internet, error control techniques such as *forward error correction* (FEC) and *automatic repeat request* (ARQ) are necessary to maintain high-quality media delivery. Unequal error control (Zhang et al., 1999) can be adopted for providing varying degrees of importance to different parts of the media content. To make a tradeoff between power consumption and quality of the delivered media, power control and *joint source and channel coding* (JSCC) are two effective approaches. Power control is conducted from the group point of view by controlling transmission power and spreading gain for a group of users so as to reduce interference (Sampath et al., 1995). JSCC is, on the other hand, is conducted from the individual user's point of view to effectively combat the errors

occurred during transmission by allocating bits between source and channel (Qian et al., 1999). The heterogeneous networks and different requirements of receivers ask for an efficient proxy-caching mechanism to satisfy different characteristics of receivers. Traditional proxy servers were designed to serve web request for non-continuous media, such as textual and image objects. With the increasing advent of video and audio streaming applications, continuous-media caching has been studied in (Sen et al., 1999). However, the varying wireless Internet condition and different media characteristics impose challenges on how to efficiently cache both continuous and non-continuous media.

In following sub-sections, some of the existing cross layer designs, architectures and algorithms for multimedia transmission over wireless networks are presented. The salient features of these schemes are discussed, and their specific contributions and areas of applications are highlighted.

3.1 A CROSS-LAYER ARCHITECTURE FOR MULTIMEDIA QoS

Zhang, Yang and Zhu have presented a general architecture that is based on the Universal Mobile Telecommunications System (UMTS) for multimedia delivery over the wireless Internet (Zhu et al., 2005). Figure 1 depicts the architecture, where a multimedia server, a *base station* (BS) or a gateway with media proxy, and several heterogeneous mobile clients are deployed. Various control mechanisms at the application-layer, the transport-layer, and the link-layer control are taken into account and suitably deployed into this generic architecture, to achieve the desired end-to-end quality of the multimedia services.

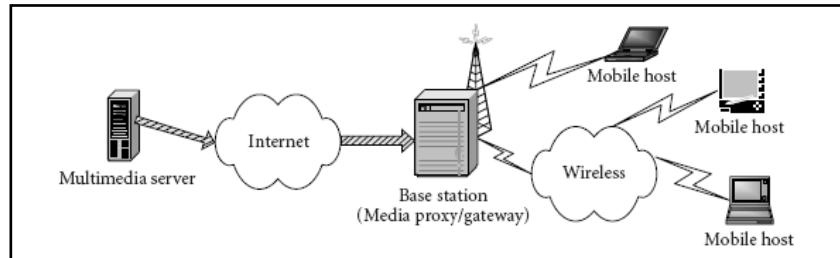


Figure 1. A generic architecture for multimedia delivery over wireless Internet

In Figure 1, the application is transmitted via TCP or UDP in the Internet segment depending on the characteristics of the traffic. The IP packets arriving in the downlink (BS to the mobile client) in the UMTS network are transported to the *radio network controller* (RNC). Appropriate header compression techniques are applied to the packets in the *packet data convergence protocol* (PDCP) layer of the UMTS stack. The compression technique used in the PDCP layer varies depending on the implementation. The PDCP layer compresses each packet, attaches a header and forwards it further. It uses the services provided by a lower layer called the *radio link control* (RLC) layer. The RLC layer is employed to support reliable upper layer protocols such as the TCP. It uses sophisticated retransmission schemes to perform partial error recovery at the link layer thereby hiding the transmission errors from the upper layers and reducing the chances of degradation in the performance of the upper layer protocols. The RLC

protocol data units (PDU) of a particular IP connection are served by the MAC layer. If deterministic *transmission time intervals* (TTIs) are used, the MAC layer entities request the corresponding RLC layer entities for a certain number of RLC PDUs, which are then transferred through the radio interface in MAC frames. The TTI refers to the length of an independently decodable transmission on the radio link. It is related to the size of the data blocks being passed from the higher network layers to the radio link layer. In order to be able to adapt quickly to the changing conditions in the radio link, shorter TTIs are preferable. However, in order to exploit the advantages from the effect of interleaving and to increase the efficiency of error-correction and compression techniques, the system must have longer TTIs. The determination of an appropriate TTI value is, therefore, an optimization problem.

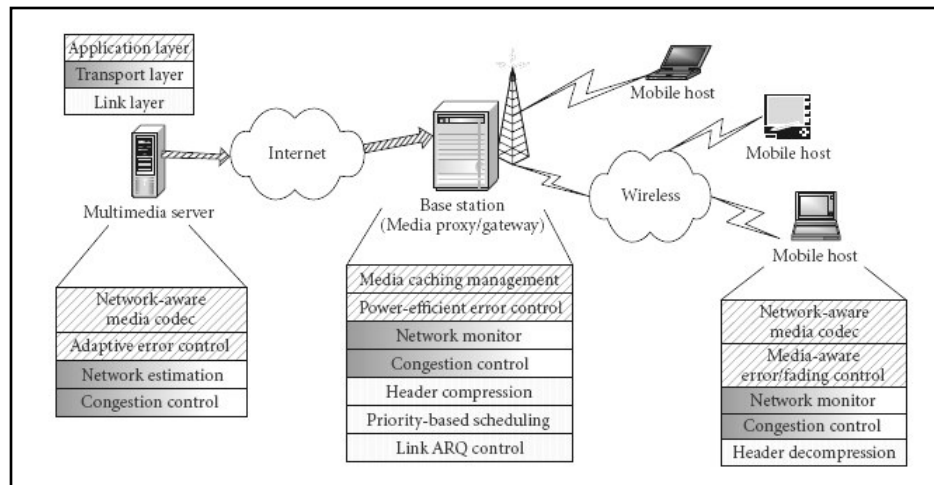


Figure 2. A cross-layer architecture for multimedia delivery over wireless Internet

Figure 2 depicts the cross-layer architecture for the generic framework depicted in Figure 1. The following functionalities of the cross-layer architecture are identified for providing QoS support to multimedia applications.

- *Estimating the dynamic wireless Internet conditions*: to track the varying wireless Internet conditions, network estimation mechanisms in different layers on the server, the BS, and the mobile hosts have to work together.
- *Adapting to the network condition*: the cross-layer architecture should adaptively adjust the amount of wireless Internet resources such as bandwidth, time slot etc., according to the varying network conditions. This function is carried out by the congestion control module in the multimedia server and the BS.
- *Network-aware media adaptation*: in response to the changing network conditions, the media encoding mechanisms and different parts of media should be adaptively adjusted or customized in order to maximize the system efficiency and minimize the end-to-end delay.
- *Power efficiency and robustness to errors*: the application- and the link-layer error control schemes may be used together for increasing the robustness to errors. The overall power consumption in the mobile hosts should also be minimized.

- *Efficient network utilization*: to improve the network utilization, especially in wireless channels, header compression should be performed both the BS and the mobile hosts.
- *Multi-services support*: for supporting multiple types of traffic each having different types of QoS requirement, employing a priority-based scheduling is an efficient approach.
- *Network and client heterogeneity*: heterogeneity in different networks and client devices should be supported by QoS-adaptive proxy caching.

3.2 A CROSS-LAYER RESOURCE ALLOCATION IN 3G NETWORKS

Jiang et al. have proposed a cross-layer design approach for real-time video transmission over time-varying 3G CDMA wireless networks, where the link layer resource allocation benefits from information in both the application and physical (PHY) layers (Jiang et al., 2005). Figure 3 depicts the schematic diagram of the inter-layer message communication. The authors have identified three possible cross-layer information flows: (i) from the PHY to the link layer, (ii) from the link to the transport layer and vice versa, and (iii) from the link to the application layer and vice versa. Three modules of the cross-layer framework have been proposed: (i) a channel-aware scheduling, (ii) TCP over CDMA wireless links, and (iii) a joint video source/channel coding and power allocation. In the following, these modules are briefly described.

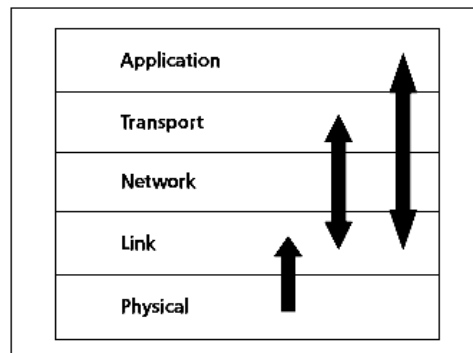


Figure 3. A generic cross-layer design approach

In *channel-aware scheduling*, the time-varying characteristics of a wireless channel are exploited by using a multiuser diversity framework to improve system performance. The principle of multi-user diversity is that for a cellular system with multiple *mobile stations* (MSs) having independent time-varying channels, it is very likely that there exists an MS with instantaneous received signal power close to its peak value. Overall resource utilization can be maximized by providing service at any time only to the MS with the highest instantaneous channel quality. The authors argue that with the capability to support simultaneous transmissions in a CDMA system, multi-user diversity can be employed more effectively and flexibly than traditional channel-aware scheduling schemes for a TDMA system. An MS does not need to wait until it has the best channel quality among all the MSs. It is allowed to transmit as long as its channel quality is good enough. However, for real-time traffic such as voice or video which have delay constraints, if an MS is in a bad channel state for a relatively long period, its packets will

be discarded when multiuser diversity is employed as the MS has to wait till its channel state improves. Hence, it is a challenging task to apply multiuser diversity to real-time traffic. The authors have solved this problem by incorporating packet delay in scheduling decision in the proposed resource allocation framework.

The second module is an *adaptive TCP protocol*. The traditional TCP in wired networks adjusts its sending rate based on the estimated network congestion status so as to achieve congestion control or avoidance. In a wireless environment, TCP performance can be degraded severely as it interprets losses due to unreliable wireless transmissions as signs of network congestion and invokes unnecessary congestion control (Jiang et al., 2005). To improve TCP performance over wireless links, several solutions have been proposed to alleviate the effects of non-congestion-related packet losses (Xylomenos et al., 2001). The authors have argued that when a TCP connection is transmitted over CDMA cellular networks, in addition to the issues like congestion control, link errors etc some additional considerations are to be made. First, CDMA capacity is interference-limited. TCP transmission from an MS generates interference to other MSs. It is desired to achieve acceptable TCP performance (e.g., a target throughput) and at the same time introduce minimum interference to other MSs (i.e. to require minimum lower-layer resources). Second, power allocation and control in CDMA can lead to a controllable BER, which affects TCP performance. Keeping in mind these issues, the authors have proposed an adaptive TCP that dynamically adjusts the sending rate of TCP segments (which will be fed back into the link layer transmission queue) according to network congestion status (e.g., packet loss and round-trip delay). A link layer design parameter ultimately determines the packet loss rate and transmission delay over the wireless link and therefore affects the TCP performance. With a proper choice of this link layer design parameter it will be possible to achieve the target TCP throughput.

The third module is responsible for carrying out JSCC and efficiently allocating power to different applications. It has been shown that for video services over a CDMA channel with limited capacity, an effective way is to pass *source significance information* (SSI) from the source coder in the application layer to the channel coder in the PHY layer (Jiang et al., 2005). Therefore, more powerful FEC code involving more overhead can be used to protect more important information, while no or weaker FEC may be applied to less important information. This approach of JSCC is a cross-layer approach, and is known as *unequal error protection* (UEP). The authors have also argued that in case of a shortfall in the system capacity, deployment of UEP schemes results in a more graceful quality degradation producing smaller distortion or higher PSNR than *equal error protection* (EEP). It has been shown that based on channel capacity, the optimal transmission rate and power allocation for packets of each priority can be found to minimize the average distortion of the received video by means of an optimization formulation over CDMA channels.

3.3 A CROSS-LAYER SCHEDULING ALGORITHM

Liu et al. have proposed a scheduling algorithm at the MAC layer for multiple connections with diverse QoS requirements, where each connection employs *adaptive modulation and coding* (AMC) scheme at the PHY layer over wireless fading channels

(Liu et al., 2006). A *priority function* (PRF) is defined for each connection admitted in the system. This priority function is updated dynamically depending on the wireless channel quality, QoS satisfaction, and services across all layers. The connection with highest priority is scheduled each time. The priority of each connection is updated dynamically based on its channel and service status. At the MAC layer, each connection belongs to a single service class and is associated with a set of QoS parameters that quantify its characteristics. Following IEEE 802.16 standard, four QoS classes are used: (i) *unsolicited grant* (UGS) services, (ii) *real-time polling services* (RTPS), (iii) *non real-time polling services* (nRTPS), and (iv) *best effort* (BE) services. The UGS supports *constant bit rate* (CBR) and fixed throughput connections, and provides guarantees on latency, and jitter. The RTPS provides guarantees on throughput and latency but when compared with UGS it allows for more tolerance on latency. nRTPS can give guarantees only on throughput, and is suitable for data applications, such as file transfer protocol (FTP). The BE service cannot provide any guarantee on delay or throughput, and is used for hyper text transmission protocol (HTTP) and email applications. The cross-layer scheduler has the following features:

- The scheduler utilizes the available bandwidth efficiently so that at no allocation interval, it assigns a time slot to a connection that has a bad channel quality. In other words, it efficiently exploits multi-user diversity.
- Delay bound is provided for applications that are based on RTPS.
- Throughput is guaranteed for nRTPS connections if sufficient bandwidth is available for those connections.
- Implementation complexity of the scheduler is low because it simply updates the priority of each connection per frame and allocates maximum time slots to those connections that have the highest priority.
- The scheduler is flexible as it does not depend on any traffic or channel model.
- The design of the scheduler is scalable. When the available bandwidth decreases due to addition of new connections, the performances of connections with low-priority service classes are degraded before the admission of the high priority classes.

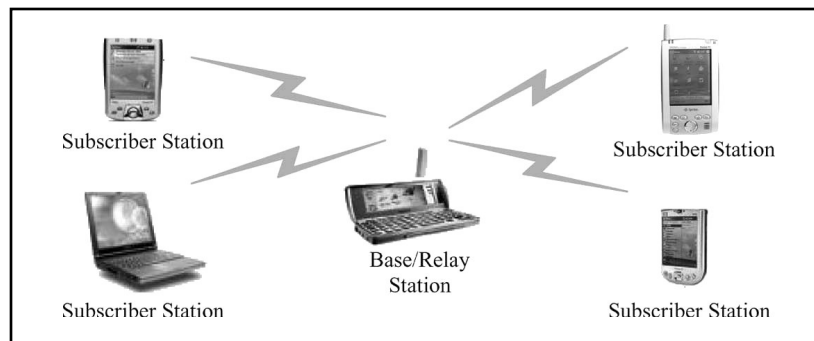


Figure 4. A wireless network topology

Figure 4 shows the topology of a wireless network, where multiple *subscriber stations* (SS) are connected to the BS or *relay station* (RS) over wireless channels. Multiple

connections (sessions, flows) can be supported by each SS. All connections communicate with the BS using *time division multiplexing* (TDM) or *time division multiple access* (TDMA). The wireless link of each connection from the BS to each SS is depicted in Figure 5. A buffer is implemented at the BS for each connection that operates in *first-in-first-out* (FIFO) mode. The AMC controller follows the buffer at the BS (i.e., the transmitter) and the AMC selector is implemented at the SS (i.e., the receiver). At the PHY layer, multiple transmission modes are available to each user, with each mode representing a pair of specific modulation format and an FEC code. Based on the channel estimates obtained at the receiver, the AMC selector determines the modulation-coding pair (mode or burst profile), whose index is sent back to the transmitter through a feedback channel for the AMC controller to update the transmission mode. Coherent demodulation and soft-decision Viterbi decoding are employed at the receiver. The decoded bit streams are mapped to packets, which are pushed upwards to the MAC.

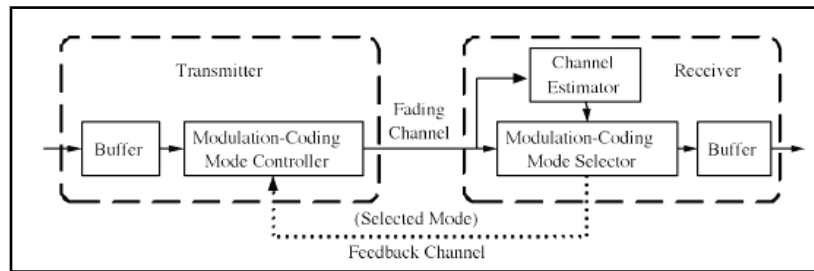


Figure 5. The wireless links from the base station (BS) to the subscriber station (SS)

3.4 A CROSS-LAYER OPTIMIZER IN BROADBAND NETWORKS

Triantafyllopoulou et al. have proposed a cross-layer optimization mechanism for multimedia traffic over IEEE 802.16 standard-based broadband wireless networks (Triantafyllopoulou et al., 2007). The scheme utilizes information provided by the PHY and MAC layers, such as signal quality, packet loss rate and the mean delay, in order to control parameters at the PHY and the application layers and improve the performance of the system. Essentially, the adaptive modulation capability of the PHY layer and the multi-rate data encoding feature of multimedia applications are combined to achieve an improved end user QoS.

The cross-layer optimizer is split into two parts- one residing at the BS part and the other at the SS. The part residing at the BS accepts an abstraction of layer-specific information regarding the channel conditions and the QoS parameters of active connections provided by the BS PHY and MAC layers. Based on this information, a specific decision algorithm determines the most suitable modulation and/or traffic rate of each SS, separately for each direction (the uplink and the downlink). Finally, the optimizer at the BS informs the corresponding layers of the required modifications. This is depicted in Figure 6 (a). If the decision of the optimizer at the BS involves traffic rate changes, it communicates with the optimizer at the SS through the SS MAC layer. The SS MAC then instructs the SS application layer accordingly. This is depicted in Figure 6 (b). The optimizer at the SS may either accept the suggestions provided by the optimizer at the BS or may refine them

if it has more accurate knowledge of the status of active connections. In the proposed architecture, the optimizer at the SS is designed as a passive module that can only instruct the application layer at the SS based on the suggestion provided by the optimizer at the BS.

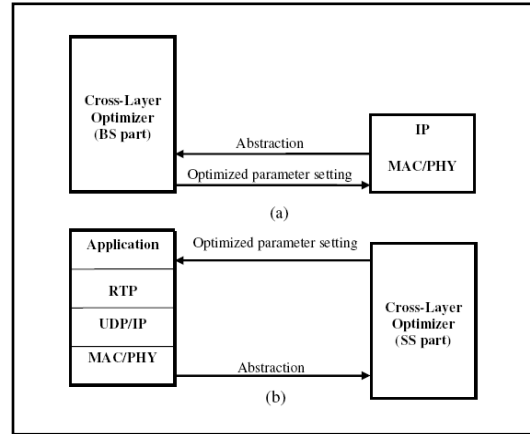


Figure 6. The cross-layer optimizer at the BS (a) and the SS (b)

The BS decision algorithm relies on the values of two major QoS parameters, i.e., the packet loss rate and the mean delay. The packet loss rate is the sum of (i) the packet error rate (i.e. the percentage of packets that are lost due to channel errors, and (ii) the packet timeout rate (i.e., the percentage of packets that are lost due to expiration). To compute these rates, the optimizer at the BS has to maintain up-to-date information on channel conditions in directions, as well as traffic and QoS status of active connections.

The packet error rate is estimated based on the channel conditions. The channel conditions on the uplink are known from the PHY layer of the BS. The channel conditions on the downlink may be assumed similar to the uplink conditions or may be obtained by either the received channel measurement *report response* (REP-RSP) message or through the *channel quality information channel* (CQICH). Packet timeout rate and mean delay for all active connections in both directions are provided by the BS MAC layer

If at some point an SS faces unacceptable packet loss rates, the optimizer at the BS takes the following actions depending on the nature of the loss:

- (1) In case most of the losses are due to poor channel conditions (packet errors), the cross-layer optimizer at the BS instructs the MAC layer for a degradation of the modulation, in order to achieve higher channel error resilience and increase robustness against interference. Thus, the BS optimizer selects the highest modulation that will restore the loss rate to acceptable values and instructs the MAC layer accordingly.
- (2) In case most of the losses are the result of packet timeouts (unacceptable delays), the action to be performed depends on the contribution of these timeouts to the overall packet loss. If the loss rate is caused almost exclusively by packet

timeouts, the optimizer at the BS concludes that the channel is very slow and unable to satisfy the transmission speed requirements. In this case, the optimizer at the BS instructs a modulation upgrade in order to increase the transmission speed and reduce the losses caused by timeouts. On the other hand, when a significant percentage of packet losses are caused by errors due to the poor channel conditions and a modulation upgrade is not possible, the optimizer at the BS instructs the optimizer at the SS for a traffic rate reduction in order to moderate timeouts.

To perform efficiently under all conditions, the cross-layer optimizer has to take proper actions also when the conditions are improved. Thus, when the loss rate decreases significantly, the optimizer at the BS may decide to either switch to a higher modulation and increase the available bandwidth, or instruct the optimizer at the SS to increase the traffic rate and improve the QoS. The specific action depends on the mean delay experienced by the active connections of the SS. If the mean delay is relatively low compared to the delay bound, the optimizer at the BS instructs for a traffic rate increase to improve the service provided to the user. On the other hand, if the mean delay is close to the delay bound, the optimizer at the BS instructs for a modulation upgrade to increase transmission speed and reduce delays.

4 ADAPTATIONS AT DIFFERENT LAYERS OF THE PROTOCOL STACK

Various adaptations are necessary at different layers of the standard protocol stack for providing a robust QoS support to multimedia applications over wireless networks. In Section 1, it has already been seen that wireless channels pose a number of challenges in designing such adaptive schemes. Considering the limitation of bandwidth in wireless systems, the most important goal at the link layer is to increase the link utilization. It is known that RTP/UDP/IP and TCP/IP have the problem of large header overhead on bandwidth-limited links. Header compression has been proven to be efficient for using those protocols. To handle the severe bandwidth and delay fluctuation in wireless Internet, available network condition estimation and congestion control are key issues needed to be addressed in the transport layer. Error protection, power saving, and proxy management are some of the important issues to be handled in the application layers. These layer-specific issues are described in details in the following Sections.

5 LINK LAYER ADAPTATION MECHANISMS

There are several currently existing approaches for link layer adaptation under varying wireless channel conditions. Four important mechanisms used for this purpose are (i) application adaptive ARQ, (ii) priority-based scheduling, (iii) header compression, and (iv) channel-aware scheduling. In the following, these mechanisms are explained briefly.

(i) *Application adaptive ARQ*: to overcome packet loss, ARQ is used for packet retransmissions. ARQ uses acknowledgments (ACKs) and timeouts to achieve reliable data transmission. The receiver sends an ACK to the transmitter to indicate that it has correctly received a data frame or packet. The sender waits for a pre-defined period (timeout) for the ACK to arrive. If the ACK arrives then the sender sends the next packet. Otherwise, it resends the previous packet until it receives an ACK or it exceeds a pre-

defined number of retransmissions. ARQ can be implemented at any of the layers: application, transport or link. ARQs implemented at the link layer are more efficient than those implemented at the application or transport layers because – (i) they have a shorter control loop and hence can recover lost data more quickly, (ii) they operate on frames that are much smaller than the IP datagrams and (iii) they might be able to use local knowledge that is not available to end hosts, to optimize delivery performance for the current link conditions. This information can include information about the state of the link and channel, e.g., knowledge of the current available transmission rate, the prevailing error environment, or available transmit power in wireless links (Fairhurst et al., 2002). However, optimal performance cannot be achieved using link-level ARQ as it may result in an undesirably large amount of data retransmission among different layers. This will consequently degrade the performance of the transport layer protocol. A more efficient way of using the link layer ARQ is to make it application QoS-aware on a per packet basis (Jiang et al., 2005). The link layer ARQ can then adjust its behavior accordingly. The effects of the adaptive ARQ are implicitly passed on to the application through packet drops and delay.

(ii) *Priority-based scheduling*: in priority-based schedulers, packets are grouped into several classes with different priority according to their QoS requirements. In other words, the MAC layer is made aware of the application layer QoS. While the packets belonging to higher priority classes are scheduled to be transmitted first, those in the same class are served in a FIFO manner. Based upon the priority scheduling mechanism, each QoS class gets a guaranteed statistical QoS. (Zhu et al., 2005). Liao et al. have proposed a priority packet-scheduling algorithm by relaxing the packet service order (Liao et al., 2003). Kumwilaisak et al. have proposed a priority-based scheduling policy and have analytically computed the rate constraints for different video sub-streams with different QoS requirements (Kumwilaisak et al., 2003).

(iii) *Header compression*: The IETF has set up a ROHC working group (WG) to address the header compression issues. The goal of the ROHC is to develop header compression schemes that perform well over links with high error rates and long link RTT. In the ROHC framework, relevant information from past packets is maintained in a context. The context information is used to compress (and decompress) subsequent packets. The compressor and decompressor update their contexts upon certain events. It is known that, impairment events may lead to inconsistencies between the contexts of the compressor and decompressor, which in turn may cause incorrect decompression. Thus, ROHC scheme needs some mechanisms for avoiding context inconsistencies and also mechanisms for making the contexts consistent when they are not. Due to the limited packet loss robustness of the existing real-time traffic compression scheme, CRTP, and the demands of the cellular industry for an efficient way of transporting VOIP over wireless, ROHC has designed an ROHC scheme for IP/UDP/RTP headers (Pelletier et al., 2008), which are generous in size, especially compared to the payloads often carried by packets with such headers. ROHC-RTP has become a very efficient, robust and capable compression scheme that is able to compress the header down to a total size of one octet only. Also, transparency is guaranteed to an extremely great extent even when residual bit errors are present in compressed headers delivered to the decompressor. *TCP-*

aware robust compression (TAROC) scheme has been proposed that can significantly improve the compression efficiency in unidirectional link by using congestion window tracking mechanisms and window-based *least significant bit* (LSB) encoding technique (Liao et al., 2001).

(iv) *Channel-aware scheduling*: in a multiple access wireless network, the radio channel is normally characterized by time-varying fading. As discussed in Section 3, to exploit the time-varying characteristic of the wireless channel, a kind of channel-state dependent scheduling, called multiuser diversity, can be exploited to improve system performance. For a wireless system with multiple MSs having independent time-varying fading channels, it may be assumed that the channels are either ON i.e. one packet can be transmitted successfully to the MS during the time-slot, or OFF i.e. the channels are unsuitable for transmission. The scheduler at the BS MAC layer gets the channel state information from its PHY layer, and based on that information the scheduler transmits to the MS whose channel is in the ON state. In case more than one user channel is in ON state, the scheduler selects one user channel randomly. No data is sent by the BS when all the channels are OFF state. For a three-user case, all the channels will be in OFF state only for $1/8$ of the time on average. Thus, total data rate achieved by the scheduler is $(1 - 1/8) = 7/8$ packets per slot. Hence average data rate per user is $(7/8)/3 = 7/24$ packets/slot. For round-robin scheduling with 3 users, each user will get $1/3$ slot time. Since the user channels are equally likely to be ON or OFF in each timeslot, each user will get a data rate of $(1/3)/2 = 1/6$ packets/slot which is almost half that of the *channel-aware multi user diversity scheduler*. In this manner, the overall resource utilization can be improved by using a channel-aware scheduling mechanism (Jiang et al., 2005) (Shakkottai et al., 2003).

Since different QoS metrics are used in different layers of the protocol stack, some researchers have proposed to move the physical channel models upwards to the link layer and suggested models to convert PHY layer QoS parameters into application-specific QoS metrics (Wu et al., 2003). Wu and Negi have proposed *effective capacity* (EC) theory for modeling a wireless channel by means of two functions (Wu et al., 2003). These functions are: (i) the probability of non empty buffer, and (ii) the QoS exponent of a connection that characterizes the queuing behavior in the link layer. The EC model has been effectively used to estimate QoS parameters like delay bound, available bandwidth etc. of various multimedia applications (Kumwilaisak et al., 2003).

Zori et al. have shown through analysis and simulation that a first-order Markov process is a good approximation model for data transmission over fading channels (Zori et al., 1995). Following this model, Zhang, Zhu, and Zhang have addressed the issues of resource allocation for scalable video transmission over 3G wireless networks (Zhang et al., 2004). In their proposed resource allocation model, the authors have first presented a method of estimation of time-varying wireless channels through measurements of throughput and error rate. A distortion-minimized bit allocation scheme with UEP and delay-constrained ARQ is also described that dynamically adapts to the estimated time-varying network conditions. The simulation results show that the proposed scheme can

significantly improve the reconstructed video quality even when the network conditions are very much degraded.

In the following subsections, two important link-layer adaptation-based cross-layer design frameworks are described.

5.1 EFFECTIVE CAPACITY AND MODELING OF WIRELESS CHANNELS

Wu et al. have developed a link-layer channel model called *effective capacity* (EC) for modeling wireless channel that can easily translate into connection-level QoS measures such as data rate, delay and delay-violation probability (Wu et al., 2003).

The authors have argued that a major problem in designing QoS provisioning mechanisms is the high complexity in characterizing the relation between the control parameters of QoS provisioning mechanisms, and the calculated QoS measures, based on the existing PHY layer channel models. This is because the PHY layer channel models (e.g. Rayleigh fading model with a specified Doppler spectrum) do not explicitly characterize a wireless channel in terms of the link-level QoS metrics specified by the users, such as data rate, delay and delay-violation probability. Estimating the PHY layer channel model parameters and then extracting the link-level QoS metric from them is a very challenging task. To counter this challenge, the authors have proposed to move up the channel model in the protocol stack from the PHY layer to the link layer. This new model in the link-layer is known as the EC model because it captures a generalized link-level capacity notion of the fading channel. The authors have presented the EC channel model under the setting of a single hop, constant-bit-rate arrivals, fluid-traffic, and wireless channels with negligible propagation delay (Wu et al., 2003). In a later work, the authors have utilized the EC theory to derive QoS measures for more general situations, such as, networks with multiple wireless links, variable-bit-rate sources, packetized traffic, and wireless channels with non-negligible propagation delay (Wu et al., 2004). For better understanding of the EC theory, some of the fundamental concepts are discussed in the rest of this subsection.

Consider a single-hop system, where the user is allotted a single time varying channel. Assume that the user source has a fixed rate r_s and a specified delay bound D_{max} , and requires that the delay-bound violation probability is not greater than a certain value ε , that is,

$$P_r\{D(\infty) > D_{max}\} \leq \varepsilon \quad (1)$$

$D(\infty)$ is the steady-state delay experienced by a flow, and $P_r\{D(\infty) > D_{max}\}$ is the probability of $D(\infty)$ exceeding a delay bound D_{max} . The user is specified by the statistical QoS triple $\{r_s, D_{max}, \varepsilon\}$. Even for this simple case, it is not immediately obvious as to which QoS triples are feasible, for the given channel, since a rather complex queueing system (with an arbitrary channel capacity process) will need to be analyzed. The concept of EC allows us to obtain a simple and efficient test, to check the feasibility of QoS triple for a single time-varying channel. Let $r(t)$ be the instantaneous channel capacity at time t .

Assume that the asymptotic log-moment generation function of $r(t)$ as in equation (2) exists for all $u \geq 0$.

$$\Lambda(-u) = \lim_{t \rightarrow \infty} \frac{1}{t} \log E \left[e^{-u \int_0^t r(\tau) d\tau} \right] \quad (2)$$

Then, the EC function $\alpha(u)$ of $r(t)$ is defined as in equation (3):

$$\alpha(u) = \frac{\Lambda(-u)}{u}, \forall u > 0. \quad (3)$$

Expressed in a different way, $\alpha(u)$ may also be written as in equation (4):

$$\alpha(u) = -\lim_{t \rightarrow \infty} \frac{1}{ut} \log E \left[e^{-u \int_0^t r(\tau) d\tau} \right], \forall u > 0 \quad (4)$$

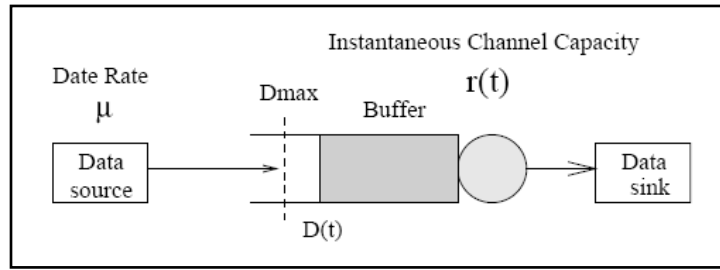


Figure 7. A queueing system model

Figure 7 depicts a queue of infinite buffer size supplied by a data source of constant data rate μ . It has been shown by the authors that if $\alpha(u)$ indeed exists (e.g., for ergodic, stationary, Markovian $r(t)$), then the probability of $D(\infty)$ exceeding a delay bound D_{max} satisfies following approximate equation (5) below:

$$P_r \{ D(\infty) > D_{max} \} \approx e^{-\theta(\mu) D_{max}} \quad (5)$$

The function $\theta(\mu)$ of source rate μ depends only on the channel capacity process $r(t)$. $\theta(\mu)$ can be considered as a channel model that models the channel at the link layer (in contrast to the physical models specified by Markov process, or Doppler spectra). The approximate equation (5) is accurate for large D_{max} .

In terms of the EC function defined in equation (4), the QoS exponent function $\theta(\mu)$ can be written as:

$$\theta(\mu) = \mu \alpha^{-1}(\mu) \quad (6)$$

In equation (6), $\alpha^{-1}(\cdot)$ is the inverse function of $\alpha(u)$. Once $\theta(\mu)$ has been measured for a given channel, it can be used to check the feasibility of QoS triples. Specifically, a QoS triple $\{r_s, D_{max}, \varepsilon\}$ is feasible if $\theta(r_s) \geq \rho$, where $\rho = -\log \varepsilon / D_{max}$. Thus, we can use the EC model of $\alpha(u)$ (or equivalently, the function $\theta(\mu)$ via equation (6)) to relate the channel capacity process $r(t)$ to statistical QoS. Since EC method predicts an exponential dependence between ε and D_{max} , one can consider the QoS pair $\{r_s, \rho\}$ to be equivalent to the QoS triple $\{r_s, D_{max}, \varepsilon\}$, with the understanding that $\rho = -\log \varepsilon / D_{max}$.

5.2 A CROSS-LAYER QOS MAPPING ARCHITECTURE AND PROTOCOL

Kumwilaisak et al. have proposed a cross-layer architecture for video transmission over wireless networks (Kumwilaisak et al., 2003). As shown in Figure 8, the system has several building blocks: (i) QoS interaction between video coding and transmission modules, (ii) QoS mapping mechanism, (iii) video quality adaptation, and (iv) source rate constraint derivation. The authors have argued that to coordinate effective adaptation, cross-layer interaction and QoS mapping mechanism are essential. However, the design of a good cross-layer QoS mapping and adaptation mechanism is a particularly challenging task, because at the priority transmission layer, QoS is expressed in terms of probability of buffer overflow, and the probability of delay violation at the link layer. On the other hand, at the video application layer, QoS is measured objectively by the mean squared error (MSE) and the PSNR.

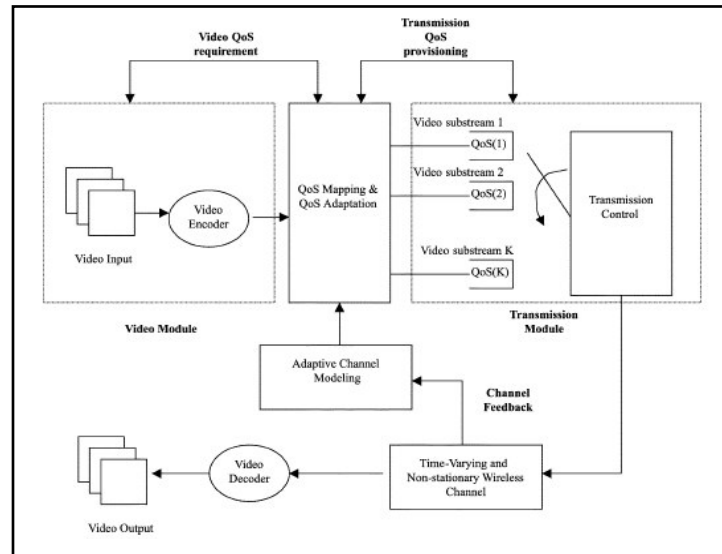


Figure 8. The schematic architecture of the cross-layer design

The authors have identified some critical components in QoS adaptation and mapping:

1. An adaptation model that shows how QoS parameters of both priority transmission systems and the video applications should be adjusted based on time-varying wireless channel.
2. A coordination mechanism between the priority transmission system and the video applications, which provides interaction between the two layers.

3. A resource allocation within the priority transmission system, which provides soft QoS guarantee based on time-varying wireless channel.

To address these issues, the authors have presented a QoS mapping architecture that performs the following functions: (i) derives of the rate constraints of a priority transmission system, (ii) optimally maps video classes to statistical QoS guarantees of a priority transmission system, (iii) incorporates a QoS interaction procedure between video applications and the priority transmission system to provide the best tradeoff between the video application quality and the transmission capability under time-varying wireless channel.

The authors have modeled the wireless channel at the link layer since the link layer modeling more amenable for analysis and simulations of the QoS provisioning system (Wu et al., 2003). The fading, time-varying, and non-stationary characteristics of the wireless channel is modeled by a discrete-time Markov model, where each state represents the available transmission rate under current channel conditions. This channel modeling process is performed by the adaptive channel modeling module in Figure 8. The adaptive channel modeling module periodically measures and updates the transition probability matrix of the Markov model to keep track of the current channel characteristics based on the algorithm proposed in (Kumwilaisak et al., 2002). In the link-layer transmission control module, a class-based buffering and scheduling mechanism is employed to achieve differentiated services. Based on the class-based buffering and strict priority scheduling algorithm each QoS priority class have statistical QoS guarantees in terms of probability of packet loss and packet delay. The QoS-mapping and adaptation module is designed to optimally match the video application layer QoS and the underlying link-layer QoS. At the video application layer, each video packet is characterized based on its loss and delay properties, which contribute to the end-to-end video quality and service. The video packets are classified and optimally mapped to classes of link transmission module under the rate constraint. The interaction between the video application layer QoS and the link layer QoS so that adaptation can be achieved based on the wireless channel condition. Simulation results demonstrate that the scheme can provide consistent video service and enhanced end-to-end video quality over time-varying and non-stationary wireless channels.

6 TRANSPORT LAYER ADAPTATION MECHANISMS

The wireless medium is very dynamic in nature due to the mobility of the devices and the interference and the fading of the wireless signals. The fast changing, small-scale channel variations result in burst error at the receiver. Moreover, large-scale channel variations may also occur where the average channel state condition depends on the location of the user and the interference level of the signals. The dynamic conditions of the channel cause bit errors, frame errors and packet losses in the wireless networks.

In order to deliver multimedia over wireless networks, it is necessary to estimate the conditions of the underlying network so that QoS requirements of the applications can be satisfied. Congestion may occur within a network when the routers are overloaded with traffic that causes building up of queues and eventual overflows. This causes higher delay

and more packet losses in the networks. The network conditions may be assessed by congestion estimation based on -- packet loss (Jiang et al., 2005) (Shakkottai et al., 2003) and currently available bandwidth (Zhu et al., 2005).

As discussed in Section 3, TCP attributes all packet losses in a network to congestion. This is mainly because of the fact that TCP was originally designed for wired networks which have reliable PHY layers. Packet losses in these networks occur mainly due to network congestion. This characteristic of TCP is unsuitable for wireless networks since losses due to inherent channel errors are also treated as a signal of network congestion. As a result, TCP at the source node to reduce its transmission rate by shrinking its congestion window size, even when there is no congestion in the network resulting in an unnecessary decrease in throughput. In principle, packet loss due to channel errors should result in retransmissions not rate reduction. In order to improve the TCP performance in wireless scenario, it is necessary to differentiate the congestion-related packet losses from non-congestion packet losses. Two well-known protocols to achieve this objective are: (i) Snoop TCP and (ii) TCP with *explicit congestion notification* (ECN). These protocols are briefly described below.

Snoop TCP: Snoop TCP provides a reliable TCP-aware link layer (Balakrishnan et al., 1997). The mechanism is described in a scenario where data transfer occurs between a *fixed host* (FH) and a *mobile host* (MH) with a BS in between them. A snoop agent is created at the BS which buffers data at its link layer for retransmissions instead of going back to TCP end points at the FH and the MH. Snoop maintains a state for each TCP connection traversing through the BS thus tracking TCP data and the acknowledgements. The protocol also caches unacknowledged TCP packets and uses the loss indications conveyed by duplicate acknowledgments and local timers to transparently retransmit lost data. It hides duplicate acknowledgments indicating wireless losses from the TCP sender, thereby preventing redundant TCP recovery. Snoop exploits the information present in TCP packets to avoid link layer control overhead, and preserves end-to-end TCP semantics. However, it cannot work on encrypted datagrams, and hence, not suitable in *virtual private networks* (VPNs).

TCP with ECN: ECN is an end-to-end mechanism to notify the sender whenever congestion occurs in a network (Floyd, 1994). TCP with ECN is a protocol that overcomes the inherent insensitivity of the TCP congestion control mechanisms to delay or loss of individual packets. It focuses mainly on minimizing the impact of packet losses from the perspective of throughput in a network. It is tailor-made to improve the QoS such as reducing the delay and packet loss in sensitive multimedia applications e.g., video-conferencing, VOIP etc over wireless networks. In a standard IP packet header, an ECN field is included (Ramakrishnan et al., 2001). Whenever a router detects a persistent congestion in the network, it sets the ECN field and the packet is said to be marked. The marked packet eventually reaches the destination, which in turn informs the source about the congestion by setting the *ECN echo* flag in the TCP header. The source adapts its transmission rate accordingly using the usual TCP congestion control mechanisms of slow start, fast retransmit and fast recovery. The ECN capability thus overrides any signal of packet losses as imminent congestion indication. However, for TCN with ECN

protocol to work, ECN scheme should be enabled at all the intermediate routers on the path from the source to the destination.

In the following subsections, some of the currently existing transport layer adaptation-based cross-layer techniques are discussed, clearly highlighting the fundamental principles of each of the mechanism and its application areas.

6.1 AN IMAGE TRANSPORT PROTOCOL FOR THE INTERNET

Raman et al. have proposed an efficient transport layer protocol, called the *image transport protocol* (ITP) for transmission of images over loss-prone, congested or wireless networks (Raman et al., 2002). The authors have argued that while TCP provides a generic, reliable, and in-order byte-stream abstraction, it is overly restrictive for transporting image data. In order to validate their argument, the authors have analyzed the progression of image quality at the receiver with time and have shown that in-order delivery abstraction provided by a TCP-based approach prevents the receiver application from processing and rendering portions of an image when they actually arrive. As a result the image is rendered in bursts, interspersed with long idle times rather than in a smooth manner. In the proposed protocol, the *application data unit* (ADU) boundaries are exposed to the transport module. This enables the transport module to perform out-of-order delivery of packets. As the transport layer is aware of the application framing boundaries, the mechanism utilizes the concept of *application level framing* (ALF), which uses a one-to-one mapping from an ADU to a network packet or *protocol data unit* (PDU) (Clark et al., 1990). ITP deviates from the TCP's notion of reliable delivery. Instead, it incorporates selective reliability, where the receiver is in control of deciding on what is to be transmitted from the sender at any instant. ITP runs over UDP, incorporates receiver-driven selective reliability, and uses a *congestion manager* (CM) to adapt to the network congestion. It also enables a variety of new receiver post-processing algorithms such as error concealment that further improves the interactivity and responsiveness of the reconstructed images. The authors have presented the performance of a user-level implementation of ITP across a range of network conditions that demonstrate that the rate of increase in PSNR with time is significantly higher for ITP compared to TCP-like in-order delivery of images.

6.2 AN ADAPTIVE TCP-FRIENDLY STREAMING PROTOCOL

Yang et al. have proposed an end-to-end TCP-friendly multimedia streaming protocol for wireless Internet (Yang et al., 2004). The protocol, known as the *wireless multimedia streaming TCP-friendly protocol* (WMSTFP), can effectively differentiate erroneous packet losses from congestive losses and filter out the abnormal round-trip time values caused by the highly varying wireless environment. Utilizing the properties of WMSTFP, the authors have proposed a novel loss pattern differentiated bit allocation scheme that applies unequal loss protection for scalable video streaming over the wireless Internet. In order to minimize the expected end-to-end distortion in the video, the authors have also presented a *rate-distortion-based bit allocation* scheme that takes into account the status of the wired and wireless networks. The global optimal solution for the bit allocation scheme is obtained by a local search algorithm that takes into account the characteristics of the *progressive fine granularity scalable video* (PFGS). Figure 9 depicts the detailed

diagram of the end-to-end scalable video streaming mechanism. The key components in this architecture consist of WMSTFP congestion control, WMSTFP network monitor, *unequal loss protection* (ULP) channel encoder, and loss differentiated rate distortion-based bit allocation. WMSTFP congestion control and WMSTFP network monitor provide network adaptation at end hosts, which mainly deal with probing and estimating the dynamic network conditions using the TCP-friendly protocol. The WMSTFP congestion control module adjusts the sending rate on the sender side based on the feedback information, and the WMSTFP network monitor module on the receiver side analyzes the erroneous loss rate and congestive loss rate caused in a connection comprising both wired and wireless links and estimates the end-to-end available network bandwidth. The control data consisting of the estimated network bandwidth and other related network status parameters such as congestive packet loss rate, erroneous packet loss rate, and smoothed packet transmission time are fed back to the sender. Network-adaptive ULP channel encoder module protects different layers of PFGS video against congestive packet losses and erroneous losses according to their importance and network status using *Reed Solomon* (RS) codes (Wu et al., 2001). Loss differential rate distortion-based bit allocation module performs media adaptation control so that the total sending rate is adapted to the estimated network conditions. Based on the feedback information from the receiver, the bit allocation module in the sender side distributes the total sending rate between video bit rate and error protection rate according to the available bandwidth and different packet loss conditions in wired and wireless connections.

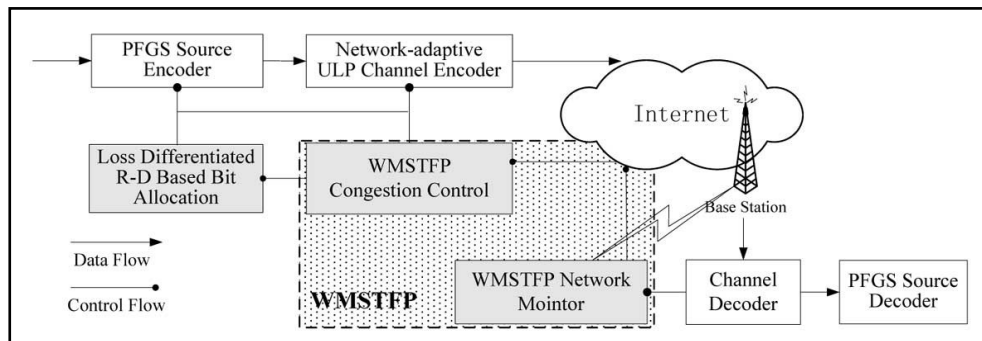


Figure 9. The system architecture for scalable video streaming over wireless Internet

The main contributions of WMSTFP are:

- (1) WMSTFP can accurately distinguish between the packet losses caused by the errors in wireless channels using the information acquired at the link-layer. By jointly using the status information at the link-layer and the sequence number of incoming packets, WMSSTFP can effectively differentiate the different types of packet losses in wireless Internet.
- (2) The authors have observed that packets have different loss patterns for different types of losses. They have used two Gilbert models to describe the burstiness of these two types of packet losses respectively. Consequently, the authors have developed a robust technique for estimating the packet loss ratio and the packet error ratio.

- (3) The wireless channel introduces large delay variations and the packet RTT fluctuates sharply. The authors have proposed a method to measure the average RTT during a period of time. As a result, the rate adjustment performs more smoothly, while achieving a very good throughput.

The network simulator *ns-2* has been used to study the performance of WMSTFP and the network adaptive bit allocation algorithm for PGFS video streaming. The authors have also analytically evaluated the performance of WMSTFP and compared it with that of *TCP-friendly rate control* (TFRC) protocol. The results clearly show that WMSTFP has lower packet loss for the same *frame error rate* (FER) when compared to TFRC.

6.3 A CROSS-LAYER ADAPTIVE PROTOCOL IN IP NETWORKS

Ahmed et al. have proposed a media content analysis technique and a network control mechanism for adaptive video streaming over IP networks (Ahmed et al., 2005). The authors have leveraged the characteristics of MPEG-4 and Internet Protocol (IP) differentiated service frameworks, to propose an innovative cross-layer content delivery architecture that is capable of receiving information from the network and adaptively tune the transport layer parameters, bit rates, and QoS mechanisms according to the underlying network conditions. The proposed service-aware IP transport architecture integrates a cognitive layer that consists of three components: (i) a content-based video classification model for automatic translation from video application level QoS (e.g., MPEG-4 object descriptor and/or MPEG-7 meta data framework) to network system level QoS (e.g. IP DiffServ per-hop-behaviors (PHBs)), (ii) a robust and adaptive *application level framing* (ALF) protocol with video stream multiplexing and unequal forward error protection, (iii) a fine grained TCP-friendly video rate adaptation algorithm.

The cognitive layer is an extension to the MPEG-4 system architecture that makes use of a neural network classification model to dynamically and accurately group audiovisual objects of a scene with the same QoS requirements to create elementary video streams that are subsequently mapped to IP DiffServ PHBs. These MPEG-4 audio visual objects (AVOs) are classified based on application-level QoS descriptors and MPEG-7 content-descriptive metadata. Thus, MPEG-4 AVOs requiring same QoS from the network are automatically classified and multiplexed within one of the IP DiffServ PHB. Object data packets within the same class are then transmitted over the selected transport layer with the corresponding bearer capability and *relative priority score* (RPS). The transmitted MPEG-4 streams take also benefit from the cognitive layer by applying an UEP according to the priority score of each object. The amount of recovered data is related to the priority score of the AVOs in the MPEG-4 scene. For faire share of bandwidth and higher user perceived quality, the content-based rate adaptation mechanism for MPEG-4 video streams uses a TFRC protocol. The video rate adaptation is performed by adding and dropping MPEG-4 AVOs according to their subjective relevancy to the service, and the instantaneous network congestion estimations.

The protocol has been evaluated on the network simulator *ns-2*. The obtained experimental results shows that by introducing cross-layer interactions and injecting

content-level semantic and service-level requirements within the transport and traffic control protocols lead to intelligent and efficient support of multimedia services over complex network architectures resulting in a clear gain in terms of audio video quality of a streaming application.

6.4 A TCP-COMPATIBLE RATE CONTROL FOR VIDEO TRANSMISSION

Vieron et al. have described a rate control algorithm that takes into account the behavior of TCP's congestion avoidance mechanism and the delay constraints of real-time streams (Vieron et al., 2004). The authors have argued that TFRC model does not take into account the characteristics of multimedia flows: it assumes that the packet size is constant whereas loss resilient video transport often leads to packets of varying size. In case of video flows, TFRC (Floyd et al., 2000) may estimate inaccurately the loss rate, leading to unfair share of bandwidth with conformant TCP flows. Moreover, the predicted bandwidth values are often directly fed into the encoder as a rate constraint translated into a bit budget per frame. The authors have shown that this approach can suffer from severe timeouts effects induced by the real-time constraint of the source.

To address the above issues, the proposed scheme extends the TFRC protocol by designing a TCP-compatible rate control mechanism coupling a source-adaptive TCP-compatible rate control protocol with a source rate control model encompassing timing and buffering models of the source in order to minimize the expected distortion at the receiver. The proposed protocol makes use of RTP and RTP control protocol (RTCP) and takes into account the characteristics of the multimedia flows like variable packet size, delay etc. Based on the estimated current channel state, the states of the encoder and the decoder buffers as well as the delay constraints of the real-time video source are translated into encoder rate constraints. Both channel and buffer states are periodically updated taking into account the varying RTT over the network. The rate control proposed has been experimented with using H.263+ compatible loss resilient encoder. The source rate control has been further improved by a frame skipping strategy that better trades the frame rate against PSNR even with highly varying rate constraints.

The authors have extensively evaluated the performance the global rate control model and the loss resilient video compression algorithm on various Internet links. The results clearly demonstrate the benefits of the source-adaptive TCP-compatible rate control protocol and the global source rate control model. The coupling of the two mechanisms results in a significant decrease in *timeouts* phenomenon for a compatible bandwidth utilization, and hence the expected distortion of the decoded signal is also minimized.

7 APPLICATION LAYER ADAPTATION MECHANISMS

Due to real-time nature, multimedia services typically require QoS guarantees like large bandwidth, stringent delay bound and relatively error-free video/audio/speech quality. Multimedia services over the wireless channels become very challenging due to the dynamic uncertain nature of the channel resulting in variable available bandwidths and random packet losses. The main objectives of the application layer QoS control for multimedia communication over wireless networks are –(i) to avoid bursty losses and excessive delay (caused by network congestion) that have a devastating effect on

multimedia presentation quality, and (ii) to maximize multimedia quality even when packet loss occurs in a wireless communication network. A number of approaches for adaptation in the application layer currently exist in the literature in. The in the following subsections some of the well-known mechanisms are discussed in detail. In particular, the *joint design of source rate control and QoS-aware congestion control* mechanism proposed by Zhu et al (Zhu et al., 2007a)(Zhu et al., 2007b) and the *joint design of source coding and link layer FEC/ retransmission* proposed by Jiang et al. (Jiang et al., 2005) and Zhu et al. (Zhu et al., 2005) are elaborately discussed. In addition, some other propositions are also described.

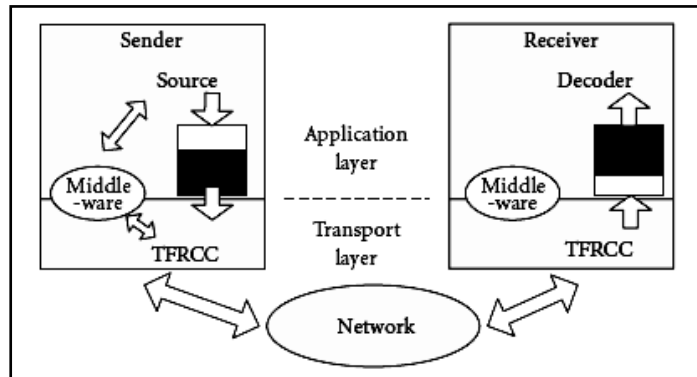


Figure 10. The system architecture for source rate control and congestion control

7.1 JOINT SOURCE RATE CONTROL AND CONGESTION CONTROL

Congestion control for streaming media at the transport layer and source rate control at the application layer are employed to overcome the problems of multimedia communication over the wireless channels. In traditional layered design approach, source rate control and congestion control are designed independently and in isolation with each other. This imposes a limitation on the overall system performance e.g., end-to-end delay constraint and smooth playback quality. Congestion control for streaming multimedia usually needs to smooth its sending rate to help the application achieve smooth playback quality. However, this is not always possible as the source coding block at application layer can abruptly change the coding complexity and the sending rate based on its QoS requirements unless explicitly notified otherwise by the transport layer. Moreover, source rate control alone cannot guarantee the end-to-end delay constraint due to minimum bandwidth requirement and quality smoothness requirement in the absence of congestion control mechanism at the transport layer.

Zhu et al have proposed a joint source rate control and a cross-layer QoS-aware congestion control mechanism to achieve an improved overall system performance (Zhu et al., 2007a). The authors have argued that if the sending rate is allowed to temporarily violate the TCP-friendliness nature of the transport layer, the quality of the multimedia content is significantly improved. However, the long-term TCP-friendly sending rate is preserved by implementing the rate compensation algorithm (Zhu et al., 2007b). There are two main contributions of the proposition. First, a QoS-aware congestion control mechanism, called *TCP-friendly rate control with compensation* (TFRCC) has been

designed that supports improved multimedia transmission over wireless network than TFRC protocol. Secondly, over the TFRCC protocol, at the application layer, a virtual network buffer management mechanism proposed in (Xie et al., 2004) is used to translate the QoS requirements of the application into the desired source and sending rates.

A middleware component is introduced between the application layer and the transport layer wherein the joint decision of the source rate and the sending rate is done. To make the protocol work effectively in wireless environment, the authors have utilized the *analytical rate control* (ARC) protocol (Akan et al., 2004). The ARC protocol is intended to achieve high throughput and multimedia support for real-time traffic flows while preserving fairness to the TCP sources which share the same wired link resources. The sender performs rate control using the ARC protocol to avoid any unnecessary rate reduction due to wireless link errors, thus enabling the system to work optimally in a wireless environment.

The architecture of the system is depicted in Figure 10. At the transport layer, TFRCC is used as the congestion control mechanism. As shown in Figure 11, at the application layer, a virtual network management mechanism (VB) is used to derive the constraint of the source rate and the sending rate according to the QoS requirements of the application. There is a middleware component located between the application layer and the transport layer. At the receiver, the middleware collects information from the application (e.g., the amount of received video data) than feed it back to the sender together with the feedback of TFRCC. At the sender, the joint decision of the source rate and the sending rate is done within the middleware by considering the constraints of the source rate and sending rate provided by VB, and the TCP-friendliness constraint provided by TFRCC.

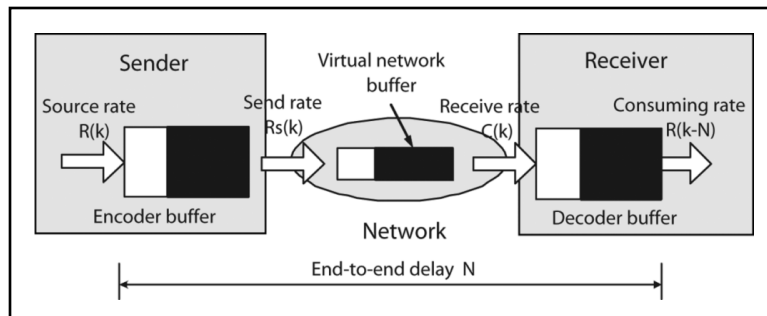


Figure 11. The virtual network buffer model

7.2 JOINT SOURCE CODING AND LINK LAYER FEC/RETRANSMISSION

In order to adapt to the varying network conditions like loss, delay, variable bandwidth etc., the media codecs are designed using scalable coding techniques. Scalability in video can be achieved by layered coding technique as in MPEG-4. The adaptation of audio codec, which also has a layered structure, can be achieved in a way similar to that of scalable video codec (Pan, 1995). Speech codecs also allow dynamic rate adaptation, controlled by an in-band signaling procedure (Zhu et al., 2005).

The layered coding technology divides the video into several layers. The incremental reception of the layers increases the media fidelity. Video codecs encode a video sequence into one base layer and multiple enhancement layers based on any of the following three classes of layered coding techniques – temporal, spatial and *signal to noise* ratio (SNR) scalability (Li, 2001). Different layers in a scalable coder have different importance in video transmission and reception. The correct decoding of the enhancement layers depend on the errorless receipt of the base layer. Therefore, from the video reception point of view, the base layer is more important than the enhancement layers.

FEC and *link layer retransmission* are the most widely used error correction mechanisms in the link layer. FEC is a channel coding technique used for protecting the source data by adding redundant bits during transmission. Therefore, FEC is not bandwidth efficient but very effective in applications which have strict delay requirements such as voice communications. In these applications, retransmission of packets may induce unacceptably high latencies. On the other hand, applications where delay requirements are much relaxed, link layer retransmission is a more suitable technique as it is more bandwidth efficient than FEC.

The packet losses in wireless networks due to traffic congestion and wireless transmission errors invariably have different patterns of loss. Such different loss patterns are reflected as different perceived QoS at the application layer (Jiang et al., 2000). Yang et al. have proposed a loss differentiated rate-distortion based bit allocation protocol that takes into account the different loss patterns due to network congestion and wireless transmission errors, and minimizes the end-to-end video distortions (Yang et al., 2004). The authors have proposed JSCC schemes to achieve the optimal end-to-end quality by adjusting the source and channel coding parameters simultaneously. As discussed in Section 3, a simple JSCC scheme using UEP has been proposed by Jiang et al. (Jiang et al., 2005). UEP can be implemented with *Bose Chaudhuri Hocquenghem* (BCH) codes, *Reed Solomon* (RS) codes, and *rate compatible punctured convolutional* (RCPC) codes with different coding rates for packets with different priorities. A hybrid UEP scheme taking ARQ-based retransmission on the same SSI can also be implemented in which the base layer data may be scheduled for maximum number of retransmissions with the provision for a minimum number or no retransmissions at all for the enhancement layers. A delay-bound in such a hybrid scenario can be achieved by limiting the number of retransmissions (Zhu et al., 2005).

7.3 OTHER ADAPTATION MECHANISMS AT THE APPLICATION LAYER

In subsections 7.1 and 7.2, two important adaptation mechanisms at the application layer: joint design of the source rate control and QoS-aware congestion control and the joint design of source coding and link layer FEC and retransmission techniques have been discussed respectively. In this subsection, three other existing adaptation mechanisms at the application layer are discussed briefly. The first scheme is based on a robust error handling mechanism that efficiently takes care of packet errors in a streaming application over a wireless network. The second scheme is an adaptive video streaming technique that dynamically adapts the sending rate and drops less priority video frames when the

available bandwidth is limited. The third scheme is concerned with a cross-layer video streaming mechanism in which multiple user access one server simultaneously over the wireless links.

Superiori et al. have proposed a robust error handling technique for video streaming over mobile networks (Superiori et al., 2007). If larger size packets are used for video streaming, loss of a packet typically affects a rather large area of a picture. On the other hand, use of smaller packets involves a very large overhead. In order to avoid large overhead caused by smaller packets, the authors have proposed a scheme that utilizes the residual redundancy of the encoded video stream. At the decoder side, there is a syntax analyzer that enables exact localization of errors within a packet. In addition, the scheme involves an entropy code resynchronization mechanism that is based on the out-of-band-signalized length indicators. The authors have used the concept of slice in a picture. A slice consists of an integer number of macroblocks belonging to the same picture. A significant portion of correctly received part of a slice may be lost if a whole packet is discarded due to packet errors in transmission. The fraction of code preceding the occurrence of errors can be exploited to reconstruct error-free macroblocks. The decoding process for a damaged slice is segmented into three steps. Starting from the beginning of the slice up to the error occurrence, the macroblocks are correctly decoded. From the error occurrence up to the error detection, the macroblocks are wrongly decoded. From the error detection up to the end of the slice, the macroblocks are concealed. The method does not require any modifications at the encoder side and does not add any overhead in terms of required bandwidth. Experimental results have shown that the protocol provides substantial improvement in PSNR for the same rate compared to the standard packet size reduction techniques.

Burza et al. have described a robust streaming protocol for delivery of combined MPEG audio/video content over in-home wireless networks, where the amount of data transmitted by the sender is dynamically adapted to the available bandwidth by selectively dropping data (Burza et al., 2007). In this way, the perceived quality of the audio/video stream is dynamically adjusted according to the quality of the network link. The transmitted bit rate is constantly adapted to the available network bandwidth by using a packet scheduling technique called *I-frame delay* (IFD) that performs priority-based frame dropping when the available bandwidth is limited. The basic idea of IFD is that the scheduler will drop video frames when the transmission buffer is full and overflow is imminent due to insufficient bandwidth. The less important frames (B-frames) are dropped in favor of more important frames (I- and P-frames). The transmission of I-frames is delayed when conditions are bad. However, these frames are never dropped; even if they are out-of-date with respect to the display time because they can still be used to decode the subsequent inter-predicted frames. Essentially, the IFD scheme has two phases: (i) during the parsing and aggregating the stream into network packets, the stream is analyzed and the packets are tagged with a priority number reflecting the frame type: I, P or B, and (ii) during transmission, the packets are dropped by the IFD scheduler when the available bandwidth is insufficient. The proposed solution has been implemented using the *real time transport protocol* (RTP) and TCP at the transport layer.

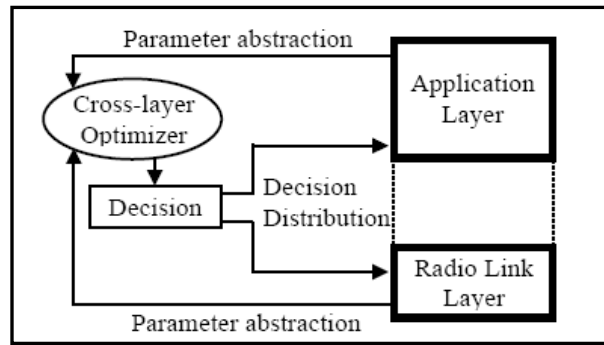


Figure 12. A cross-layer optimization architecture

Choi et al. have proposed a cross-layer optimization approach for wireless multi-user video streaming that jointly considers the application layer and the PHY/MAC layer of the protocol stack (Choi et al., 2004). The optimizer maximizes the end-to-end QoS of the video streaming service jointly for all users while efficiently using the wireless resources. The authors have considered a video-streaming server located at the BS and multiple streaming clients. The clients are assumed to be sharing the same air interface and network resources but they request different video content. The service optimization at the BS is achieved by means of the architecture shown in Figure 12. Necessary state information is first collected from the application layers and the radio link layer through the process of parameter abstraction. The process of parameter abstraction results in the transformation of layer specific parameters into parameters that are comprehensible for the cross-layer optimizer. The optimization is carried out with respect to a particular objective function. From a given set of possible cross-layer parameter tuples, the tuple optimizing the objective function is selected. After the decision on a particular cross-layer parameter tuple is made, the optimizer distributes the decision information back to the corresponding layers. The simulation results have demonstrated that even for a small number of users and a fewer degrees of freedom in the optimization, significant improvements in the quality of video streaming can be obtained.

8 FUTURE TRENDS AND CHALLENGES

Technological advances have brought wireless networking a step forwards towards the goal of service provision on an “anytime, anywhere” basis, while ensuring instantaneous and secure communications. However, such innovation is constrained by the restrictions included in the TCP/IP protocol of the original Internet, which does not include, for example, mobility support, security, and active networking. For this reason, technological advancements were achieved at the cost of increased network complexity and limited performance (Barakat et al., 2000). The fundamental reason for performance inefficiency is the difficulty in configuring and managing network- a task traditionally performed by network operators and technicians (Clark et al., 2003). Recently, self-awareness, self-management, and self-healing characteristics have been proposed in order to optimize network operation, reconfiguration, and management, as well as to improve data transfer performance by bringing intelligence into the network, thereby creating a new paradigm

known as *cognitive networking*, which is expected to become a key part of the fourth generation (4G) wireless networks (Syputa, 2006).

According to Thomas “A cognitive network has a cognitive process that can perceive current network conditions, and then plan, decide, and act on those conditions. The networks can learn from these adaptations and use them to make future decisions, all while taking into account end-to-end goals” (Thomas, 2007). The term *cognitive network* is related to the ability of a network to be aware of its operational status and adjust its operational parameters to fulfill specific tasks, such as detecting changes in the environment and user requirements. Cognitions requires support from network elements (routers, switches, base stations etc.), which should host active tasks to perform measurements to reconfigure the network. These characteristics are related to the paradigm of active networks (Tennenhouse et al., 1997), which differ from cognitive networks service in that they do not include cognitive process that considers adaptation and learning techniques.

In recent years, there has been a tremendous driving force for cognitive networks. From the technological perspective, cognitive networking is envisioned as a logical evolution towards the definition of a unified QoS-aware environment, encompassing multiple technologies already available in the wireless network domain (Kliazovich et al., 2009). The diversity of network configurations, involved technologies, and objectives dictated by the requirements of user applications is the main motivation behind cognitive networking. From the business perspective, cognitive networks are envisioned as the way to increase profits for wireless service providers through cost reduction and development of new revenue streams obtained by the offer of heterogeneous wireless access solutions. The benefits enabled by cognitive networking include: the possibility to rely on common hardware and software platforms while supporting the evolution of radio technologies, development of new services, minimization of infrastructure upgrades, accelerated innovation, and maximization of return-on-investment through the reuse of already available network equipment (Clark et al., 2003).

The flexibility of the cognitive networks presents an opportunity for researchers to reexamine how network protocol layers operate with respect to providing QoS-aware transmission among wireless nodes. This opportunity is enhanced by the continued development of spectrally responsive devices- ones that can detect and respond to changes in the radio frequency environment. Present wireless network protocols define reliability and other performance-related tasks narrowly within layers. For example, the frame size employed on 802.11 can substantially influence the throughput, delay, and jitter experienced by an application, but there is no simple way to adapt this parameter. Furthermore, while the data link layer of 802.11 provides error detection capabilities across link, it does not specify additional features, such as forward error correction schemes, nor does it provide a means for throttling retransmissions at the transport layer. In fact, currently, the data link layer and the transport layer function counterproductively with respect to reliability of transmission. As has been observed in the previous sections of the chapter, considerable amount of research has been done in the area of cross-layer protocol design for wireless networks. A considerable amount of effort has been spent

also on the research in cognitive networks. However, most of the work in the area of cross-layer protocol design focuses on enhancing throughput, QoS and energy consumption (Goldsmith et al., 2002, Barrett et al., 2002, Jiang et al., 2003). These protocols tend to focus mostly on two layers of the protocol stack with the goal of enhancing a specific performance measure. As such, they do not consider multi-factor variation nor do they consider effects of this variation on real-time applications. For addressing this challenge of multi-factor cross layer design to further improve the performance of wireless systems, an integrated approach combining cross-layer optimization with cognitive systems is emerging as a new and exciting research direction (Weingart et al., 2007).

Since an ideal cognitive network should maintain a network-wide scope with the cognitive process operating based on end-to-end goals, the existing cross-layer signaling proposals are not suitable for these networks. As has been mentioned earlier, the existing cross-layer protocols employ signaling between different layers within the protocol stack of a single node. For cognitive networks, an encapsulation of signaling information into packet headers or ICMP messages can be an efficient approach. Another cross-network cross-layering mechanism is the *explicit congestion notification* (ECN) (Ramakrishnan et al., 2001). It realizes in-band signaling approach by marking in-transit TCP data packet with congestion notification bit. However, due to the limitation of signaling propagation to the packet paths, this notification needs to propagate to the receiver first, which echoes it back in the TCP ACK packet outgoing to the sender node. This unnecessary signaling loop can be avoided with explicit ICMP packets signaling. However, it requires traffic generation capability from network routers and it consumes bandwidth.

An example of the adaptation of central cross-layer architecture to a cross-network, cross-layer signaling is presented in (Kim, 2001). The proposed mechanism uses a network service which collects parameter values related to the wireless channel located at the link, as well as at the physical layer and the provisioning of this information to adaptive applications.

A unique combination of local- and network-wide cross-layer signaling approaches called *cross-talk* is proposed in (Winter et al., 2006). The proposed architecture consists of two cross-layer optimization planes, where one is responsible for the organization of cross-layer information exchange between protocol layers of the local protocol stack and their coordination. The other plane is responsible for network-wide coordination, considered the aggregation of cross-layer information provided by the local plane. It serves as an interface for cross-layer signaling over the network. Most of the signaling is performed in-band, using the packet headers, making it accessible not only at the end host but at the network routers as well. Cross-layer information received from the network is aggregated and then can be considered for the optimization of local protocol stack operation based on global network conditions.

Main problems associated with the deployment of cross-layer signaling over the network include security issues, problems with non-conformant routers, and processing efficiency (Sarolahti et al., 2007). Security considerations require the design of proper protective

mechanisms, avoiding protocol attacks attempted by malicious nodes, which furnish incorrect cross-layer information in order to trigger specific behavior. The second problem addresses misbehavior of network routers. In most of the cases, IP packets with unknown options are dropped in the network or by the receiver protocol stack. Finally, the problem with processing efficiency is related to the additional costs of the routers hardware for cross-layer information processing. While it is not an issue for the low-speed links, it becomes relevant for high speed ones where most of the routers decrement only the TTL field to maintain a high packet processing speed.

9 CONCLUSION

Cross-layer adaptations are essential for guaranteeing QoS supports in real-time multimedia traffic over wireless networks. This chapter has presented some of the currently existing cross-layer adaptation protocols at the application, the transport and the link layers for multimedia transmission over wireless networks. More specifically, network-aware adaptive media source coding, dynamic estimation of the varying channel, adaptive and energy-efficient application and link-level error control, efficient congestion control, adaptive ARQ and priority-based scheduling are discussed in detail. However, the designing a cross-layer architecture is an extremely challenging task since it involves numerous issues like network characteristics, QoS requirements of applications, adaptability of the protocol being used etc. Providing QoS support in multicast media streaming is one area which poses a particularly serious challenge (Zhang et al., 2004). Device mobility brings along another dimension of complexity that calls for an efficient handling of the problem related to handoff while satisfying the application QoS. In *mobile ad hoc networks* (MANETs), changes in the topology of the network and the interference due to simultaneous communications of the nodes make design of a cross-layer protocol architecture particularly difficult. Multi-path media streaming and QoS-aware MAC design are two cross-layer design approaches proposed in the literature for providing QoS support in MANETs (Mao et al., 2003)(Kumar et al., 2006).

The chapter has also discussed the emerging issues related to evolution towards self-aware, autonomous and adaptive networks for resolving inefficiencies in network configuration and management. Various issues and challenges for designing cross-layer, cross-network protocols are these emerging networks are also presented.

However, a good cross layer design should take a cautious and careful approach as some adverse impact on the system performance may occur in certain situations due to cross layer interactions (Kawadia et al., 2005). Unbridled and extensive cross layer interactions can lead to a complex *spaghetti design* and thwart further innovations. Moreover, such design will lack standardization and compatibility and portability features. A careful impact analysis of the design of any cross layer protocol stack is always necessary before its deployment.

REFERENCES

Ahmed, T., Mehaoua, A., Boutaba, R., and Iraqi, Y. (2005). Adaptive packet video streaming over IP networks: a cross layer approach. *IEEE Journal on Selected Areas in Communications*, 23(2), 385-401.

Akan, O.B., and Akyildiz, I.F. (2004). ARC: the analytical rate control scheme for real-time traffic in wireless networks. *IEEE/ACM Transactions on Networking*, 12(4), 634-644.

Balakrishnan, H., Padmanabhan, V.N., Seshan, S., and Katz, R.H. (1997). A comparison of mechanisms for improving TCP performance over wireless links. *IEEE/ACM Transactions on Networking*, 5(6), 756-769.

Barakat, C., Altman, E., and Dabbous, W. (2000). On TCP performance in a heterogeneous network: a survey. *IEEE Communications Magazine*, 38(1), 40-46.

Barrett, C., Marathe, A., Marathe, M.V., and Drozda, M. (2002). Characterizing the interaction between routing and MAC protocols in ad-hoc networks. In *Proceedings of the 3rd ACM International Symposium on Mobile Ad Hoc Networking and Computing (MobiHoc'02)*, pp. 92-103, Lausanne, Switzerland.

Burza, M., Kang, J., and Van der Stock, P. (2007). Adaptive streaming of MPEG-based audio/video content over wireless networks. *Journal of Multimedia*, 2(2), 17-27, Academy Publisher.

Casner, S., and Jacobson, V. (1999). Compressing IP/UDP/RTP headers for low-speed serial links. *IETF RFC 2508*.

Choi, L.-U., Kellerer, W., and Steinbach, E. (2004). Cross-layer optimization for wireless multi-user video streaming. In *Proceedings of the International Conference on Image Processing (ICIP'04)*, Vol 33, pp. 2047-2050.

Clark, D.D., Partridge, C., Ramming, J.C., and Wroclawski, J.T. (2003). A knowledge plane for the Internet. In *Proceedings of the 2003 Conference on Applications, Architectures, and Protocols for Computer Communication*, pp. 3-10, Karlsruhe, Germany.

Clark, D.D. and Tennenhouse, D.L. (1990). Architectural considerations for a new generation of protocols. *ACM SIGCOMM Computer Communication Review*, 20(4), 200-208.

Fairhurst, G., and Wood, L (2002). Advice to link designers on link automatic repeat request (ARQ). *IETF RFC 3366*.

Floyd, S. (1994). TCP and explicit congestion notification. *ACM SIGCOMM Computer Communication Review*, 4(5), 8-23.

Floyd, S., Handley, M., Padhye, J., and Widmer, J. (2000). Equation-based congestion control for unicast applications. In *Proceedings of ACM SIGCOMM'00*, pp. 43-56.

Goldsmith, A. and Wicker, S. (2002). Design challenges for energy-constrained ad hoc wireless networks. *IEEE Wireless Communications Magazine*, 9(4), 8-27.

Jiang, H., Zhuang, W., and Shen, X. (2005). Cross-layer design for resource allocation in 3G wireless networks and beyond. *IEEE Communications Magazine*, 43(12), 120-126.

Jiang, R., Gupta, V., and Ravishankar, C.V. (2003). Interactions between TCP and the IEEE 802.11 MAC protocol. In *Proceedings of DARPA Information Survivability Conference and Exposition (DISCEX)*, Vol. 1, pp. 273-282, Washington DC, USA.

Jiang, W. and Schulzrinne, H. (2000). Modeling of packet loss and delay and their effect on real-time multimedia service quality. In *Proceedings of the 10th International Workshop on Network and Operating System Support for Digital Audio and Video (NOSSDAV'00)*, Chapel Hill, NC, USA.

Kawadia, V. and Kumar, P.R. (2005). A cautionary perspective on cross-layer design. *IEEE Wireless Communications Magazine*, 12(1), 3-11.

Kim, B.-J. (2001). A network service providing wireless channel information for adaptive mobile applications. In *Proceedings of the IEEE International Conference on Communications (ICC)*, pp. 1345-1351, Helsinki, Finland.

Kliazovich, D., Granelli, F., Da Fonseca, N.L.S. (2009). Architecture and cross-layer design for cognitive networks. Book Chapter in *Handbook on Sensor Networks*. World Scientific Publishing Co. Inc., River Edge.

Kumar, S., Raghavan, V.S., and Deng, J. (2006). Medium access control protocols for ad hoc wireless networks: a survey. *Elsevier Ad-Hoc Network Journal*, 4(3), 326-358.

Kumwilaisak, W., Jay Kuo, C.-C. (2002). Adaptive variable length Markov chain for non-stationary fading channel. In *Proceedings of IEEE GLOBECOM'02*, Vol. 3, pp. 2046-2050.

Kumwilaisak, W., Thomas Hou, Y., Zhang, Q., Zhu, W., Jay Kuo, C.-C, and Zhang, Ya-Qin. (2003). A cross-layer quality-of-service mapping architecture for video delivery in wireless networks. *IEEE Journal on Selected Areas in Communications*, 21(10), 1685-1698.

Lai, K. and Baker, M. (1999). Measuring bandwidth. In *Proceedings of INFOCOM'99*, Vol 1, pp. 235-245, New York, USA.

Li, W. (2001). Overview of fine granularity scalability in MPEG-4 video standard. *IEEE Transactions on Circuits and Systems for Video Technology*, 11(3), 301-317.

Liao, H., Zhang, Q., Zhu, W., and Zhang, Y.-Q. (2001). *TCP-aware robust header compression (TAROC)*. IETF Internet Draft, ROHC WG.

Liao, H. and Zhu, W. (2003). Enable fair queueing with decoupled bandwidth-delay guarantees by relaxing the packet service order. In *Proceedings of IEEE International Conference on Communications (ICC'03)*, Vol. 1, pp. 147-151, Anchorage, AL, USA.

Liu, Q., Wang, X., Giannakis, G.B. (2006). A cross-layer scheduling algorithm with QoS support in wireless networks. *IEEE Transactions on Vehicular Technology*, 55(3), 839-847.

Mao, S., Lin, S. Panwar, S.S., Wang, Y., and Celebi, E. (2003). Video transport over ad hoc networks: multistream coding with multipath transport. *IEEE Journal on Selected Areas of Communications*, 21(10), 1721-1737.

Pan, D. (1995). A tutorial on MPEG/audio compression. *IEEE Transactions on Multimedia*, 2(2), 60-74.

Pelletier, G., and Sandlund, K. (2008). Robust header compression, version 2: profiles for RTP, UDP, IP, ESP and UDP-lite. *IETF RFC 5225*.

Qian, L., Jones, D.L., Ramachandran, K., and Appadwedula, S. (1999). A general joint source-channel matching method for wireless video transmission. In *Proceedings of IEEE Data Compression Conference (DCC'99)*, pp. 414-423, Snowbird, Utah, USA.

Ramakrishnan, K., Floyd, S., and Black, D. (2001). The addition of explicit congestion notification (ECN) to IP. *IETF RFC 3168*.

Raman, S., Balakrishnan, H., and Srinivasan, M. (2002). An image transport protocol for the Internet. *IEEE/ACM Transactions on Networking*, 10(3), 297-307.

Sampath, A., Kumar, P.S., and Holtzman, J.M. (1995). Power control and resource management for a multimedia CDMA wireless system. In *Proceedings of the 6th IEEE International Symposium on Personal, Indoor and Mobile Radio Communications (PIMRC'95)*, Vol. 1, pp. 21-25, Toronto, Ontario, Canada.

Sarolahti, P. and Floyd, S. (2007). *Cross-Layer Indications for Transport Protocols*. Internet draft: draft-sarolahti-tsvwg-crosslayer-00.txt.

Sen, S., Rexford, J., and Towsley, D. (1999). Proxy prefix caching for multimedia streams. In *Proceedings of the 18th IEEE INFOCOM'99*, Vol. 3, pp. 1310-1319, New York, NY, USA.

Shakkottai, S., Rappaport, T.S., and Karlsson, P.C (2003). Cross-layer design for wireless networks. *IEEE Communications Magazine*, 41(10), 74-80.

Superiori, L., Nemethova, O., and Rupp, M. (2007). Robust error handling for video streaming over mobile networks. In *Proceedings of the 18th Annual IEEE International Symposium on Personal, Indoor and Mobile Radio Communications (PIMRC)*, pp. 1-5.

Syputa, R. (2006). *Clash of the Titans – WiMAX and 4G: The Battle for Convergence is joined*. Maravedis Market Research and Analysis Report.

Tennenhouse, D.L., Smith, J.M., Sincoskie, W.D., Wetherall, D.J., and Minden, G.J. (1997). A survey of active network research. *IEEE Communications Magazine*, 35(1), 80-86.

Thomas, R. (2007). *Cognitive Networks*. PhD Dissertation. Department of Computer Engineering, Virginia Polytechnic Institute and State University, Blacksburg, Virginia, USA.

Triantafyllopoulou, D.-K., Passas, N., and Kaloxylos, A. (2007). A cross-layer optimization mechanism for multimedia traffic over IEEE 802.16 networks. *International Journal of Network Management*, 17(5), 347-361.

Vieron, J. and Guillemot, C. (2004). Real-time constrained TCP-compatible rate control for video over the Internet. *IEEE Transactions on Multimedia*, 6(4), 634-646.

Weingart, T., Sicker, D.C., and Grunwald, D. (2007). Identifying opportunities for exploiting cross-layer interactions in adaptive wireless systems. *Journal of Advances in Multimedia*, Vol. 2007, No. 1, pp. 2-2. Hindawi Publishing Corporation.

Winter, R., Schiller, J.H., Nikaiein, N., and Bonnet, C. (2006). Crosstalk: cross-layer decision support based on global knowledge. *IEEE Communications Magazine*, 44(1), 93-99.

Wu, D. and Negi, R. (2003). Effective capacity: a wireless link model for support of quality of service. *IEEE Transactions on Wireless Communications*, 2(4), 630-643.

Wu, D. and Negi, R. (2004). Effective capacity-based quality of service measures for wireless networks. In *Proceedings of the First International Conference on Broadband Networks*, pp. 527-536.

Wu, F., Li, S., and Zhang, Y.-Q. (2001). A framework for efficient progressive fine granularity scalable video coding. *IEEE Transactions on Circuits Systems and Video Technology*, 11(1), 332-344.

Xie, B. and Zeng, W. (2004). Rate distortion optimized dynamic bitstream switching for scalable video streaming. In *Proceedings of IEEE International Conference on Multimedia and Expo (ICME'04)*, pp. 1327-1330, Taipei, Taiwan.

Xylomenos, G., Polyzos, G.C., Mahonen, P., and Saaranen, M. (2001). TCP performance issues over wireless links. *IEEE Communications Magazine*, 39(4), 52-58.

Yang, F., Zhang, Q., Zhu, W., and Zhang, Y.-Q. (2001). An efficient transport scheme for multimedia transport over wireless Internet. In *Proceedings of IEEE International Conference on 3G Wireless and Beyond (3Gwireless ,01)*, San Francisco, CA, USA.

Yang, F., Zhang, Q., Zhu, W., and Zhang, Y.-Q. (2004). End-to-end TCP-friendly streaming protocol and bit allocation for scalable video over wireless Internet. *IEEE Journal on Selected Areas in Communications*, 22(4), 777-790.

Zhang, T. and Xu, Y. (1999). Unequal packet loss protection for layered video transmission. *IEEE Transactions on Broadcasting*, 45(2), 243-252.

Zhang, Q., Zhu, W., and Zhang, Y.-Q. (2004). Channel-adaptive resource allocation for scalable video transmission over 3G wireless networks. *IEEE Transactions on Circuits Systems and Video Technology*, 14(8), 1049-1063.

Zhu, P., Zeng, W., and Li, C. (2005). Cross-layer QoS support for multimedia delivery over wireless Internet. *EURASIP Journal on Applied Signal Processing*, 2005(2), 207-219, Hindawi Publishing Corporation.

Zhu, P., Zeng, W., and Li, C. (2007a). Cross-layer design of source rate control and congestion control for wireless video streaming. *Advances in Multimedia*, 2007(1), 3-15, Article ID 6850, Hindawi Publishing Corporation.

Zhu, P., Zeng, W., and Li, C. (2007b). Joint design of source rate control and QoS-aware congestion control for video streaming over the Internet. *IEEE Transactions on Multimedia*, 9(2), 366-376.

Zori, M., Rao, R.R., and Milstein, L.B. (1995). On the accuracy of a first-order Markov model for data transmission on fading channels. In *Proceedings of the 4th IEEE International Conference on Universal Personal Communications (ICUPC'95)*, pp. 211-215, Tokyo, Japan.