

A Lanczos Method for Approximating Composite Functions

Paul G. Constantine^{a,*}, Eric T. Phipps^a

^a*Sandia National Laboratories, Albuquerque, NM 87185*

Abstract

We seek to approximate a composite function $h(x) = g(f(x))$ with a global polynomial. The standard approach chooses points in the domain of f and computes $h(x)$ at each point, which requires an evaluation of f and an evaluation of g . We present a Lanczos-based procedure that implicitly approximates g with a polynomial of f . By constructing a quadrature rule for the density function of f , we can approximate $h(x)$ using many fewer evaluations of g . The savings is particularly dramatic when g is much more expensive than f or the dimension of x is large. We demonstrate this procedure with two numerical examples: (i) an exponential function composed with a rational function and (ii) a Navier-Stokes model of fluid flow with a scalar input parameter that depends on multiple physical quantities.

Keywords: dimension reduction, Lanczos' method, orthogonal polynomials, Gaussian quadrature

1. Introduction & Motivation

Many complex multiphysics models employ composite functions, where each member function represents a different physics. A simple example of this is a chemical reaction model; the decay of the concentration depends on the

*P.O. Box 5800, MS 1318, Tel: (505) 845-3267, Fax: (505) 845-7442

Email addresses: pconsta@sandia.gov (Paul G. Constantine),
etphipp@sandia.gov (Eric T. Phipps)

¹Sandia National Laboratories is a multi-program laboratory managed and operated by Sandia Corporation, a wholly owned subsidiary of Lockheed Martin Corporation, for the U.S. Department of Energy's National Nuclear Security Administration under contract DE-AC04-94AL85000.

decay rate parameter, but the model for the decay rate (e.g., the Arrhenius model) depends on the temperature, the gas constant, the activation energy, and the prefactor. We consider the general setting

$$f = f(x), \quad g = g(f), \quad (1)$$

where x are the inputs to the physics defined by f , and f are the inputs for the physics defined by g . One may be interested in understanding how g behaves as x changes, so sensitivity and uncertainty studies can be performed on the composite function $h(x) = g(f(x))$. Evaluating h is often a computationally demanding task, rendering studies that require many evaluations infeasible – particularly when the dimension of x is large.

In this work, we propose a strategy to take advantage of the composite structure of h to build surrogate models. The strategy is particularly advantageous when $g(f)$ is much more expensive to evaluate than $f(x)$. The essence of the strategy is to use the relatively cheap evaluations of f to determine a small set of points in its range space to evaluate g . This is especially applicable when the dimension of x is large – when methods that require evaluating h at many points in the high dimensional x -space become infeasible.

The strategy is closely linked to Gaussian quadrature. We implicitly approximate the density function of f and construct a set of polynomials of f that are orthonormal with respect to its density function. The function g is then approximated as a truncated series in these basis polynomials of f , which is in contrast to the standard methods of approximating h as an orthonormal polynomial series in x . In the context of uncertainty quantification, such polynomial approximations appear under the names *polynomial chaos* [1] or *stochastic collocation* [2], amongst others.

We use a discrete Stieltjes procedure [3] to compute the recurrence coefficients of the orthogonal polynomials in f , and we show how this is equivalent to a Lanczos’ method [4, 5] on a diagonal matrix with a weighted inner product. The basis vectors from the Lanczos iteration can be used to linearly map a few evaluations of $g(f)$ to many evaluations of $g(f(x))$, which can then be used to study dependence of h on x .

In what follows, we review some preliminaries (Section 2); define the problem and derive the approximation method (Section 3); and demonstrate its applicability on two numerical examples: (i) an exponential function composed with a rational function and (ii) a Navier-Stokes model of fluid flow

with a scalar input parameter that depends on multiple physical quantities (Section 4).

2. Preliminaries

In this section, we briefly review Gaussian quadrature and polynomial approximation, as well as Stieltjes' and Lanczos' methods. This will also serve to set up notation; we choose to follow the notation of Gautschi [3]. Consider a function $f : \mathcal{T} \rightarrow \mathbb{R}$, where the domain $\mathcal{T} \subset \mathbb{R}$. Let $t \in \mathcal{T}$ be a point in the domain. We assume that the domain is equipped with a positive, normalized weight function $\omega : \mathcal{T} \rightarrow \mathbb{R}_+$ with finite moments.

2.1. Orthogonal polynomials, Gaussian quadrature, and pseudospectral approximation

For functions $u(t)$ and $v(t)$, define the inner product

$$(u, v) \equiv \int_{\mathcal{T}} u(t) v(t) \omega(t) dt \quad (2)$$

with associated norm $\|u\| = (u, u)^{1/2}$. Let $\{\bar{\pi}_i(t)\}$ be the set of monic polynomials (i.e., leading coefficient is 1) that are orthogonal with respect to $\omega(t)$,

$$(\bar{\pi}_i, \bar{\pi}_j) = \begin{cases} \|\bar{\pi}_i\|^2, & \text{if } i = j \\ 0 & \text{otherwise.} \end{cases} \quad (3)$$

The monic orthogonal polynomials satisfy the recurrence relationship

$$\bar{\pi}_{i+1}(t) = (t - \alpha_i)\bar{\pi}_i(t) - \beta_i\bar{\pi}_{i-1}(t), \quad i = 0, 1, 2, \dots, \quad (4)$$

with $\bar{\pi}_{-1}(t) = 0$ and $\bar{\pi}_0(t) = 1$. The α_i and β_i are given by

$$\alpha_i = \frac{(t\bar{\pi}_i, \bar{\pi}_i)}{(\bar{\pi}_i, \bar{\pi}_i)}, \quad i = 0, 1, 2, \dots, \quad (5)$$

$$\beta_i = \frac{(\bar{\pi}_i, \bar{\pi}_i)}{(\bar{\pi}_{i-1}, \bar{\pi}_{i-1})}, \quad i = 1, 2, \dots \quad (6)$$

It is often more convenient to work with orthonormal instead of monic orthogonal polynomials, which we write as

$$\pi_i(t) = \frac{\bar{\pi}_i(t)}{\|\bar{\pi}_i\|}. \quad (7)$$

The recurrence relationship for the orthonormal polynomials becomes

$$\sqrt{\beta_{i+1}}\pi_{i+1}(t) = (t - \alpha_t)\pi_k(t) - \sqrt{\beta_i}\pi_{i-1}(t), \quad k = 0, 1, 2, \dots \quad (8)$$

If we consider only the first n equations, then

$$t\pi_i(t) = \sqrt{\beta_i}\pi_{i-1}(t) + \alpha_i\pi_i(t) + \sqrt{\beta_{i+1}}\pi_{i+1}(t), \quad k = 0, 1, \dots, n-1. \quad (9)$$

Setting $\boldsymbol{\pi}(t) = [\pi_0(t), \pi_1(t), \dots, \pi_{n-1}(t)]^T$, we can write this conveniently in matrix form as

$$t\boldsymbol{\pi}(t) = \mathbf{J}\boldsymbol{\pi}(t) + \sqrt{\beta_n}\pi_n(t)\mathbf{e}_n \quad (10)$$

where \mathbf{e}_n is a vector of zeros with a one in the last entry, and \mathbf{J} (known as the *Jacobi matrix*) is a symmetric, tridiagonal matrix defined as

$$\mathbf{J}_n = \begin{bmatrix} \alpha_0 & \sqrt{\beta_1} & & & \\ \sqrt{\beta_1} & \alpha_1 & \sqrt{\beta_2} & & \\ & \ddots & \ddots & \ddots & \\ & & \sqrt{\beta_{n-2}} & \alpha_{n-2} & \sqrt{\beta_{n-1}} \\ & & & \sqrt{\beta_{n-1}} & \alpha_{n-1} \end{bmatrix}. \quad (11)$$

The zeros $\{\lambda_j\}$ of $\pi_n(t)$ are the eigenvalues of \mathbf{J} and $\boldsymbol{\pi}(\lambda_j)$ are the corresponding eigenvectors; this follows directly from (10). Let \mathbf{Q} be the orthogonal matrix of eigenvectors of \mathbf{J} ; the elements of \mathbf{Q} are given by

$$\mathbf{Q}(i, j) = \frac{\pi_i(\lambda_j)}{\|\boldsymbol{\pi}(\lambda_j)\|_2}, \quad i, j = 0, \dots, n-1, \quad (12)$$

where $\|\cdot\|_2$ is the standard 2-norm on \mathbb{R}^n . We write the eigenvalue decomposition of \mathbf{J} as

$$\mathbf{J} = \mathbf{Q}\boldsymbol{\Lambda}\mathbf{Q}^T. \quad (13)$$

It is known that the eigenvalues $\{\lambda_j\}$ are the nodes of the n -point Gaussian quadrature rule associated with the weight function $\omega(t)$. The quadrature weight ν_j corresponding to λ_j is equal to the square of the first component of the eigenvector associated with λ_j ,

$$\nu_j = \mathbf{Q}(0, j)^2 = \frac{1}{\|\boldsymbol{\pi}(\lambda_j)\|_2^2}. \quad (14)$$

The weights $\{\nu_j\}$ are known to be strictly positive. It will be notationally convenient to define the matrix $\mathbf{W} = \text{diag}([\sqrt{\nu_0}, \dots, \sqrt{\nu_{n-1}}])$.

For an integrable scalar function $f(t)$, we can approximate its integral by an n -point Gaussian quadrature rule, which is a weighted sum of function evaluations,

$$\int_{\mathcal{T}} f(t) \omega(t) dt = \sum_{j=0}^{n-1} f(\lambda_j) \nu_j + R(f). \quad (15)$$

If $f(t)$ is a polynomial of degree less than or equal to $2n - 1$, then $R(f) = 0$; that is to say the *degree of exactness* of the Gaussian quadrature rule is $2n - 1$.

A square integrable function $f(t)$ admits a mean-squared convergent infinite series expansion – known as the Fourier series – in the orthonormal polynomials. A pseudospectral approximation of $f(t)$ is constructed by first truncating its Fourier series at n terms and approximating each Fourier coefficient with a quadrature rule. If we use the n -point Gaussian quadrature, then we can write

$$f(t) \approx \sum_{i=0}^{n-1} \hat{f}_i \pi_i(t) = \hat{\mathbf{f}}^T \boldsymbol{\pi}(t), \quad (16)$$

where

$$\hat{f}_i = \sum_{j=0}^{n-1} f(\lambda_j) \pi_i(\lambda_j) \nu_j, \quad (17)$$

and the vector $\hat{\mathbf{f}}$ contains all coefficient approximations. Let $\mathbf{f} = [f(\lambda_0), \dots, f(\lambda_{n-1})]^T$. Then using \mathbf{Q} from (13), (16), and (17), we can write

$$\hat{\mathbf{f}} = \mathbf{QWf} \quad f(t) \approx \mathbf{f}^T \mathbf{W}^T \mathbf{Q}^T \boldsymbol{\pi}(t). \quad (18)$$

Note that it is easy to show that the pseudospectral approximation interpolates $f(t)$ at the Gaussian quadrature points.

2.2. Stieltjes' procedure

Stieltjes proposed a procedure for iteratively constructing a sequence of polynomials that are orthogonal with respect to a given measure; see [3]. His method exploits the recurrence relationship for the orthogonal polynomials. He observed that if one is able to compute the weighted inner product (2), she may begin with π_{-1} and π_0 , compute α_0 and β_1 from (5) and (6), construct π_1 from (4), compute α_1 and β_2 , construct π_2 , and so on.

A normalized version of Stieltjes' method for computing the orthonormal polynomials and their recurrence coefficients is given in Algorithm 1. The

computed α_i from Algorithm 1 are equivalent to the expression in (5), and the computed η_i are equal to $\sqrt{\beta_i}$ in (6).

Algorithm 1 A Stieltjes procedure for computing the first n orthonormal polynomials given a normalized weight function $\omega(t)$. Let $\pi_{-1} = 0$ and $\tilde{\pi}_0 = 1$.

```

for  $i = 0$  to  $n - 1$  do
   $\eta_i = \|\tilde{\pi}_i\|$ 
   $\pi_i = \tilde{\pi}_i / \eta_i$ 
   $\alpha_i = (t\pi_i, \pi_i)$ 
   $\tilde{\pi}_{i+1} = (t - \alpha_i)\pi_i - \eta_i\pi_{i-1}$ 
end for

```

Gautschi [3] proposed to use a discrete inner product – e.g., based on a Gaussian quadrature rule – to approximate the continuous inner product,

$$(u, v) \approx \sum_{j=0}^{m-1} u(\lambda_j) v(\lambda_j) \nu_j, \quad (19)$$

where λ_j and ν_j are the points and weights of the discrete inner product. He reasoned that if the discrete inner product converges to the continuous, then the recurrence coefficients approximated with the discrete inner product will also converge. Next we show the relationship between the discretized Stieltjes procedure and a Lanczos iteration.

2.3. Lanczos method

Lanczos' popular method [4] for symmetric matrices is the foundation for iterative eigensolvers and Krylov subspace methods for solving symmetric linear systems. It generates a symmetric, tridiagonal matrix (the Jacobi matrix) and a sequence of mutually orthogonal (in exact arithmetic) vectors known as the Lanczos vectors. The eigenvalues of the tridiagonal matrix – known as the Ritz values – approximate the eigenvalues of the symmetric matrix.

In fact, Algorithm 1 is exactly a form of Lanczos' method², if we replace (i) the variable t by a symmetric matrix \mathbf{A} of size $n \times n$, (ii) the polynomials

²However, Algorithm 1 has undesirable numerical properties as an implementation.

$\pi_i(t)$ by the Lanczos vectors \mathbf{v}_i , (iii) the starting polynomial $\tilde{\pi}_0$ by a starting vector $\tilde{\mathbf{v}}_0$, and (iv) the inner product by a discrete, weighted inner product.

Suppose that k iterations of the method have been executed. We can write the recurrence relationship for the Lanczos vectors in matrix notation as

$$\mathbf{A}\mathbf{V} = \mathbf{V}\mathbf{T} + \eta_k \mathbf{v}_k \mathbf{e}_k^T, \quad (20)$$

where $\mathbf{V} = [\mathbf{v}_0, \dots, \mathbf{v}_{k-1}]$ is an $n \times k$ matrix of Lanczos vectors, \mathbf{T} is the $k \times k$ symmetric, tridiagonal Jacobi matrix of recurrence coefficients, and \mathbf{e}_k is a last column of the $k \times k$ identity matrix.

Theorem 1. *The normalized Stieltjes procedure with a discrete, weighted inner product is equivalent to Lanczos' method on a diagonal matrix \mathbf{A} with a weighted inner product. Each nonzero element of \mathbf{A} is associated with a point λ_j of the discrete inner product. The weights of the inner product amount to scaling the Lanczos vectors.*

Proof. To prove this statement, we simply describe the quantities in Algorithm 1 with the discrete inner product. Let f be a function defined on the points of the discrete inner product, and define $\mathbf{A} = \text{diag}([f(\lambda_0), \dots, f(\lambda_{m-1})])$ to be a diagonal matrix of evaluations of f . The starting polynomial $\tilde{\pi}_0 = 1$ translates to an m -vector of ones, \mathbf{e} . To scale properly according the inner product weights, define the starting vector $\tilde{\mathbf{v}}_0 = \mathbf{W}\mathbf{e}$, where $\mathbf{W} = \text{diag}([\sqrt{\nu_0}, \dots, \sqrt{\nu_{m-1}}])$. Let \mathbf{v}_{-1} be an m -vector of zeros. Then the quantities from Algorithm 1 with the discrete inner product become

$$\begin{aligned} \eta_i &= \left(\sum_{j=0}^{m-1} \tilde{\pi}_i(f(\lambda_j))^2 \nu_j \right)^{1/2} = (\tilde{\mathbf{v}}_i^T \tilde{\mathbf{v}}_i)^{1/2} \\ \sqrt{\nu_j} \pi_i(f(\lambda_j)) &= \frac{\tilde{\pi}_i(f(\lambda_j))}{\eta_i}, \quad \mathbf{v}_i = [\sqrt{\nu_0} \pi_i(f(\lambda_0)), \dots, \sqrt{\nu_{m-1}} \pi_i(f(\lambda_{m-1}))]^T, \\ \alpha_i &= \sum_{j=0}^{m-1} f(\lambda_j) \pi_i(f(\lambda_j))^2 \nu_j = \mathbf{v}_i^T \mathbf{A} \mathbf{v}_i, \\ \tilde{\pi}_{i+1}(f(\lambda_j)) &= (f(\lambda_j) - \alpha_i) \pi_i(f(\lambda_j)) - \eta_i \pi_{i-1}(f(\lambda_j)), \end{aligned}$$

which can be written

$$\tilde{\mathbf{v}}_{i+1} = (\mathbf{A} - \alpha_i \mathbf{I}) \mathbf{v}_i - \eta_i \mathbf{v}_{i-1}, \quad (21)$$

with $\tilde{\mathbf{v}}_{i+1} = [\tilde{\pi}_{i+1}(f(\lambda_0)), \dots, \tilde{\pi}_{i+1}(f(\lambda_{m-1}))]^T$. To recover the polynomials,

$$\mathbf{U} = \mathbf{W}^{-1}\mathbf{V}, \quad (22)$$

where $\mathbf{U}(j, i) = \pi_i(f(\lambda_j))$. \square

3. Problem set-up and method

Next we apply the Lanczos method to approximate the composite functions describe in the introduction. Define g , f , and x as in (1), where $x \in \mathcal{X} \subset \mathbb{R}^d$ and

$$\begin{aligned} f : \mathcal{X} &\longrightarrow \mathcal{F} \subset \mathbb{R} \\ g : \mathcal{F} &\longrightarrow \mathcal{G} \subset \mathbb{R}. \end{aligned}$$

The function f takes d input parameters denoted by $x = (x_1, \dots, x_d)$. A standard polynomial pseudospectral approximation of the composite function $h(x) = f(g(x))$ seeks an approximation of the form

$$h(x) \approx \sum_{i=0}^{p-1} \hat{h}_i \phi_i(x), \quad (23)$$

where the $\phi_i(x)$ are multivariate polynomials (indexed appropriately by i) that are orthonormal with respect to the measure on \mathcal{X} . The coefficients \hat{h}_i are approximations of the spectral coefficients³

$$\hat{h}_i \approx \int_{\mathcal{X}} h(x) \phi_i(x) dx, \quad (24)$$

which are often computed with an appropriate quadrature rule. However, if the dimension d of the inputs is large, then the truncation grows rapidly with increasing polynomial degree. Also, the work required to compute \hat{h}_i may grow exponentially with d , which limits this approach to small d and functions h that are easy to evaluate.

³We use the short-hand dx to denote integration against the measure on \mathcal{X} . Similarly, df signifies integration with respect to the measure on \mathcal{F} .

We can take advantage of the composite structure in h to approximate g as a series of polynomials in f , i.e.

$$g(f) \approx \sum_{i=0}^{m-1} \hat{g}_i \psi_i(f), \quad (25)$$

where $\psi_i(f)$ are univariate polynomials that are orthonormal with respect to the measure on \mathcal{F} . Since the polynomials are univariate, the index i corresponds to the degree of ψ_i . The coefficients \hat{g}_i approximate the spectral coefficients

$$\hat{g}_i \approx \int_{\mathcal{F}} g(f) \psi_i(f) df. \quad (26)$$

Notice that the range and measure of the integration is with respect to f .

Let $\{\lambda_j\}$ and $\{\nu_j\}$ be the points and weights, respectively, of a discrete inner product defined on the space \mathcal{X} , where each $\lambda_j \in \mathbb{R}^d$. Let

$$\mathbf{A} = \text{diag}([f(\lambda_0), \dots, f(\lambda_{m-1})]), \quad \mathbf{W} = \text{diag}([\sqrt{\nu_0}, \dots, \sqrt{\nu_{m-1}}]). \quad (27)$$

The starting vector is given by $\tilde{\mathbf{v}}_0 = \mathbf{W}\mathbf{e}$. Running k steps of the Lanczos process (with $k \ll m$) yields a $k \times k$ Jacobi matrix \mathbf{T}_f (the subscript f denotes its relationship to the measure df); this implicitly constructs polynomials $\psi_i(f)$ up to order $k-1$. The Ritz values (the eigenvalues of \mathbf{T}_f) are the Gaussian quadrature points on the space \mathcal{F} , and the weights come from the first component of the eigenvectors of \mathbf{T}_f as in (14); define these points and weights by θ_l and μ_l , respectively, with $l = 0, \dots, k-1$. Precisely speaking, the $\psi_i(f)$ are orthogonal with respect to the discrete measure defined by θ_l and μ_l .

Using the Gaussian quadrature rule for the space \mathcal{F} , we can approximate, for example, the integral of $h(x)$ as

$$\int_{\mathcal{X}} h(x) dx = \int_{\mathcal{F}} g(f) df \quad (28)$$

$$\approx \sum_{l=0}^{k-1} g(\theta_l) \mu_l. \quad (29)$$

We can write the pseudospectral coefficients of (25) as

$$\hat{g}_i = \sum_{l=0}^{k-1} g(\theta_l) \psi_l(\theta_l) \mu_l \quad (30)$$

Denote the eigendecomposition of \mathbf{T}_f by

$$\mathbf{T}_f = \mathbf{Q}_f \Theta \mathbf{Q}_f^T, \quad \Theta = \text{diag}([\theta_0, \dots, \theta_{k-1}]). \quad (31)$$

Using similar notation as (18),

$$\hat{\mathbf{g}} = \mathbf{Q}_f \mathbf{W}_f \mathbf{g}, \quad (32)$$

where

$$\begin{aligned} \hat{\mathbf{g}} &= [\hat{g}_0, \dots, \hat{g}_{k-1}]^T, \\ \mathbf{W}_f &= \text{diag}([\sqrt{\mu_0}, \dots, \sqrt{\mu_{k-1}}]), \\ \mathbf{g} &= [g(\theta_0), \dots, g(\theta_{k-1})]^T. \end{aligned}$$

We can also use the Lanczos vectors to approximate $h(x)$ at all the points of the discrete measure on \mathcal{X} by the relationship

$$\mathbf{h} \approx \mathbf{U} \mathbf{Q}_f \mathbf{W}_f \mathbf{g}, \quad (33)$$

where $\mathbf{h} = [h(\lambda_0), \dots, h(\lambda_{m-1})]^T$ and \mathbf{U} is defined as in (22). In other words, the scaled Lanczos vectors transform the approximation defined on the discrete points of \mathcal{F} to an approximation defined on the discrete points of \mathcal{X} . Notice that to compute this approximation, we evaluate $g(f)$ only k times, as opposed to the m times we would need to construct \mathbf{h} directly. (Remember that $k \ll m$.) If g is much more expensive than f , then this can produce dramatic savings.

If the points λ_j admit a discrete Fourier transform \mathbf{Q}_x – e.g., they come from a tensor product Gaussian quadrature rule – then the coefficients of \hat{h}_i from (24) become

$$\hat{\mathbf{h}} = \mathbf{Q}_x \mathbf{W}_x \mathbf{h}, \quad (34)$$

where $\hat{\mathbf{h}} = [\hat{h}_0, \dots, \hat{h}_{p-1}]^T$, and $\mathbf{W}_x = \text{diag}([\sqrt{\nu_0}, \dots, \sqrt{\nu_{p-1}}])$. Using the approximation (33), we have

$$\hat{\mathbf{h}} \approx \mathbf{Q}_x \mathbf{W}_x \mathbf{U} \mathbf{Q}_f \mathbf{W}_f \mathbf{g}, \quad (35)$$

which permits us to construct a polynomial approximation for the desired output $h(x)$ with polynomials in the original variables x using only k evaluations of g .

3.1. Loss of orthogonality and stopping criteria

We have stated that we expect $k \ll m$, or that the number of points in the discrete measure on \mathcal{F} will be much smaller than the number of points in the discrete measure on \mathcal{X} . The number k is the number of iterations of the Lanczos procedure; how do we know how many iterations to use to get an accurate approximation of the measure on \mathcal{F} ?

It is well known that Lanczos' method in finite precision behaves differently than the algorithm in exact arithmetic; a thorough treatment of this subject can be found in Meurant's excellent monograph [5]. In particular, the Lanczos vectors lose orthogonality after some number of iterations. When this occurs, the Ritz values become inaccurate approximations of the eigenvalues. Various techniques exist for dealing with the loss of orthogonality, and the reader is referred to the wealth of literature on the subject; see [6].

Thanks to the work of Paige and others as described in [5], we know that the loss of orthogonality is closely related to the convergence of the Ritz values to the true eigenvalues; loosely speaking, once a Ritz value has converged to an eigenvalue, the remaining Lanczos vectors lose orthogonality. It has been observed that in many cases the extremal Ritz values converge to the extremal eigenvalues fastest depending on the starting vector. From this we can expect that the Lanczos vectors will lose orthogonality once the extremal Ritz values are sufficiently close to the extremal eigenvalues. We use this expectation to motivate a heuristic for stopping the Lanczos iteration. Further justification of the following heuristic is the subject of on-going work.

In our case, we are not concerned with any particular eigenvalue (or, diagonal element of \mathbf{A}). In fact, we are only concerned with approximating the range of the data – which is the range of the function $f(x)$ evaluated at the points of the discrete inner product – and its corresponding measure. Therefore, once the extremal Ritz values converge, we are satisfied. Leveraging the work on Lanczos' method in finite precision, we can judge when the extremal Ritz values have converged by checking orthogonality of the Lanczos vectors. Essentially, we can treat the loss of orthogonality in the Lanczos vectors as stopping criteria. We use two measures of loss of orthogonality given a tolerance τ :

$$\tau_1 = \log_{10} (\|\mathbf{I} - \mathbf{V}^T \mathbf{V}\|_F) > \tau \quad \tau_2 = \log_{10} (|\mathbf{v}_0^T \mathbf{v}_k|) > \tau, \quad (36)$$

where $\|\cdot\|_F$ is the Frobenius norm. The first criterion $\tau_1 > \tau$ is more robust, but significantly more expensive to evaluate. The second $\tau_2 > \tau$

is much cheaper to evaluate, but less reliable. Other efficient measures for determining loss of orthogonality are discussed in [6, Chapter 9]. In the following numerical examples, we choose $\tau = -14$.

If the iterations continue beyond this point, we find that the points and weights of the quadrature rule for the measure on \mathcal{F} become less smooth; this phenomenon is similar to choosing the wrong bin size for a histogram. In some cases, we observe the familiar (to those who have studied Lanczos' method) appearance of ghost eigenvalues. If we examine the weights corresponding to pairs of nearly identical Ritz values, we usually find that one of the weights is orders of magnitude smaller than the other. Of course, we would prefer to ignore points with very small weights, since this would correspond to a wasted function evaluation in the quadrature approximations. We demonstrate this phenomena on the following numerical examples.

4. Numerical Examples

We present two numerical studies demonstrating the qualities of the method. The first is an example with functions chosen to stress the method's properties. The second applies the method – as a proof of concept – to a model from fluid dynamics with a scalar input parameter that depends on multiple physical quantities.

4.1. Simple functions

Let $x = (x_1, x_2) \in [-1, 1]^2$ with a uniform measure of $1/4$ in $[-1, 1]^2$ and zero otherwise. Given parameters $\delta_1 > 1$ and $\delta_2 > 1$, define the function

$$f(x) = \frac{1}{(x_1 - \delta_1)(x_2 - \delta_2)}. \quad (37)$$

Notice that $f(x) > 0$, and δ_1 and δ_2 determine how quickly f grows near the boundary. The closer δ_1 and δ_2 are to 1, the closer the singularity in the function gets to the domain, which determines how large f is at the point $(x_1 = 1, x_2 = 1)$. For the numerical experiments, we choose $\delta_1 = \delta_2 = 1.3$. The function f is analytic in x , so we expect polynomial approximations to converge exponentially as the degree of approximation increases.

Next we choose $g(f) = \exp(f)$, so that

$$h(x) = g(f(x)) = \exp\left(\frac{1}{(x_1 - \delta_1)(x_2 - \delta_2)}\right). \quad (38)$$

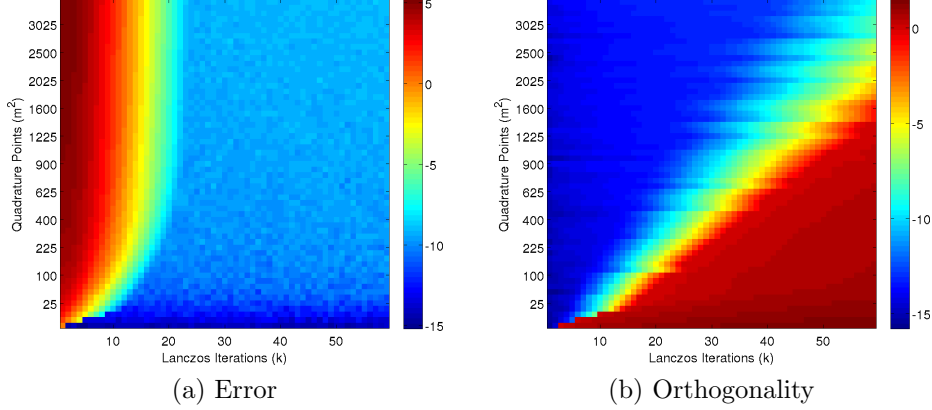


Figure 1: Figure 1a plots the error in approximation of h as measured by (39). Figure 1b shows the loss of orthogonality in the Lanczos vectors using τ_1 from (36).

Again, $g(f)$ is analytic in f , so $h(x)$ is analytic in x , as well.

We choose the discrete measure on \mathcal{X} to be a tensor product Gauss-Legendre quadrature rule on $[-1, 1]^2$ with m points in each variable, which results in m^2 points and weights. The $m^2 \times m^2$ diagonal matrix \mathbf{A} has diagonal elements equal to f evaluated at the points of the discrete measure. To test the quality of the approximation of $h(x)$, we compute

$$\log_{10} (\|\mathbf{h} - \mathbf{U} \mathbf{Q}_f \mathbf{W}_f \mathbf{g}\|_2), \quad (39)$$

where these quantities are defined as in (33). In Figure 1, we plot both the error metric and the measure of orthogonality of the Lanczos vectors (τ_1 in (36)) as m and k increase. To read these plots, choose m from the y -axis to determine the number of quadrature points in the discrete measure on \mathcal{X} , then follow the plot to the right to increase the Lanczos iteration k .

In Figure 2, we plot a series of bar graphs of the quadrature weights μ_l at points θ_l for the measure on \mathcal{F} computed with a $m^2 = 81$ point Gauss-Legendre quadrature rule on \mathcal{X} . While the bar plot resembles a histogram, the comparison between the a histogram and quadrature weights is not precise. Nevertheless, the series of bar plots demonstrates the behavior of the weights as the Lanczos iteration index continues beyond the point when the Lanczos vectors lose orthogonality; the orthogonality measures from (36) are presented in each plot. We observe that the weights lose smoothness as the

Lanczos vectors lose orthogonality; note the weights in the right tail of the plot.

4.2. Fluid flow example

As an example of applying these Lanczos techniques to an engineering problem interest, we examine a simple channel flow problem with a scalar input parameter (the Reynolds number) that depends on multiple physical quantities (density and viscosity). Consider the two-dimensional rectangular domain of length $L = 1$ m and width $W = 0.1$ m shown in Figure 3. Water flows into the left side of the domain with a horizontal velocity of $u_0 = 0.01$ m/sec, and we are interested in computing the velocity of the flow out of the domain on the right side.

At room temperature and standard pressure, the dynamics of the fluid within the domain are well-modeled by the incompressible Navier-Stokes equations

$$\rho \frac{\partial \mathbf{u}}{\partial t} + \rho(\mathbf{u} \cdot \nabla \mathbf{u}) - \mu \nabla^2 \mathbf{u} + \nabla P = 0, \quad (40)$$

$$\rho(\nabla \cdot \mathbf{u}) = 0, \quad (41)$$

where $\mathbf{u} = (u_x, u_y)$ is the velocity of the fluid, ρ is the density, μ is the viscosity, and P is the pressure. Using the inlet flow velocity u_0 and the width W of the domain, the equations are non-dimensionalized resulting in

$$\frac{\partial \bar{\mathbf{u}}}{\partial \bar{t}} + \bar{\mathbf{u}} \cdot \bar{\nabla} \bar{\mathbf{u}} - \frac{1}{Re} \bar{\nabla}^2 \bar{\mathbf{u}} + \bar{\nabla} \bar{P} = 0, \quad (42)$$

$$\bar{\nabla} \cdot \bar{\mathbf{u}} = 0, \quad (43)$$

where $\bar{x} = x/W$, $\bar{y} = y/W$, $\bar{t} = tu_0/L$, $\bar{\mathbf{u}} = \mathbf{u}/u_0$, $\bar{P} = P/(\rho u_0^2)$, $\bar{\nabla} = \nabla/W$, and

$$Re = \frac{\rho u_0 W}{\mu} \quad (44)$$

is the Reynolds number.

Equations 42-43 are discretized spatially on a mesh of 500 by 50 quadrangle cells using the finite element method with piecewise bilinear basis functions for both the velocities and pressures [7]. Given a Reynolds number, the resulting nonlinear algebraic equations are solved via Newton's method using a GMRES linear solver [8] and incomplete-LU factorization preconditioner. The resulting flow solution at density $\rho = \rho_0 = 998.205$ kg/m³ and viscosity

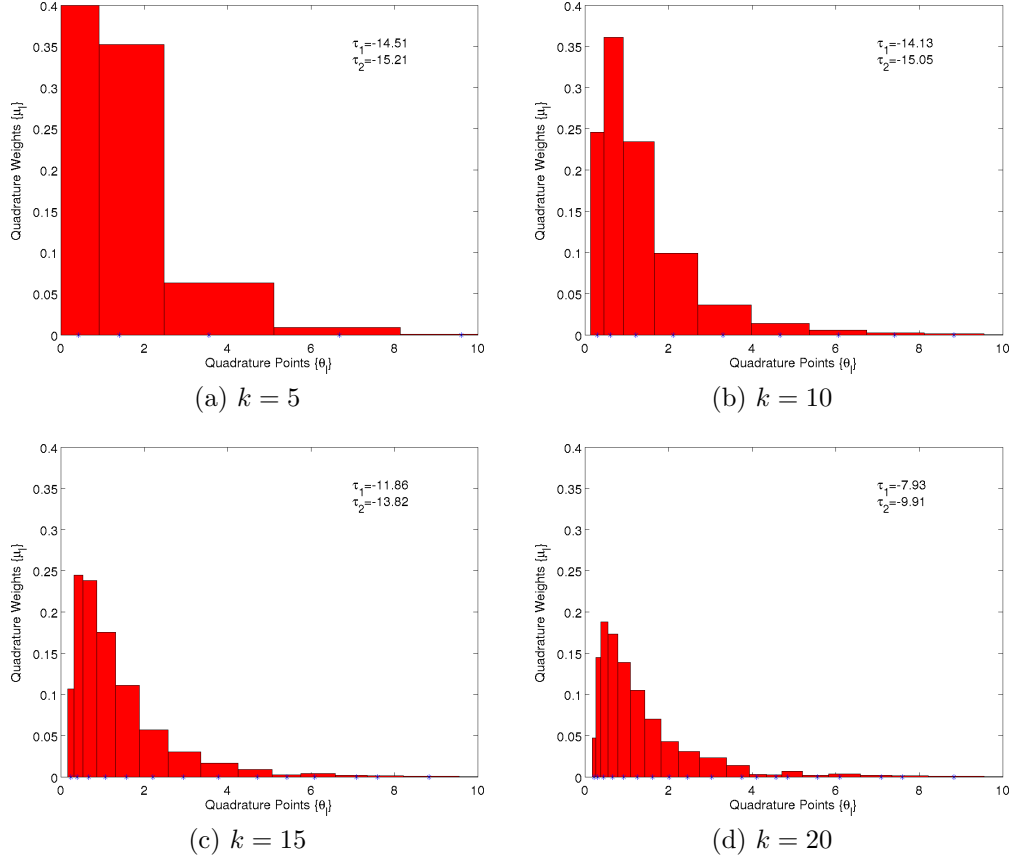


Figure 2: A series of bar plots showing the weights μ_l at the points θ_l for the quadrature rule on \mathcal{F} . The numbers τ_1 and τ_2 in each plot show the measure of orthogonality in the Lanczos vectors; they are defined in (36).

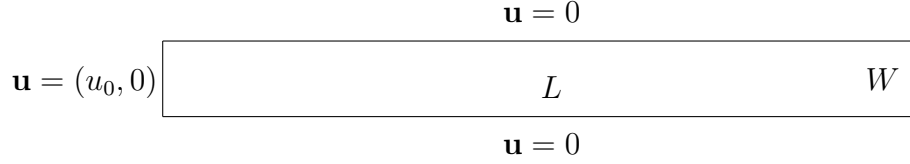


Figure 3: Fluid flow domain

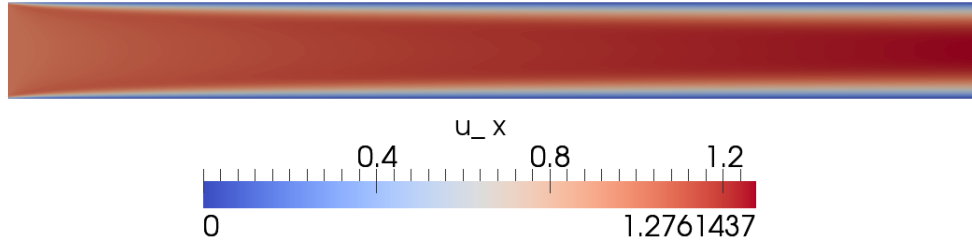


Figure 4: Horizontal flow velocity at mean density and viscosity

$\mu = \mu_0 = 0.001001 \text{ Ns/m}^2$ is shown in Figure 4; the density and viscosity values roughly correspond to water at room temperature and standard pressure. The calculations were implemented in the Albany [9] simulation package using numerous solver and discretization packages from the Trilinos framework [10].

We consider a problem where the ambient temperature and pressure are uncertain resulting in uncertain density and viscosity. In particular we model the density and viscosity as uniformly distributed random variables

$$\rho \in [0.99\rho_0, 1.01\rho_0] \quad (45)$$

$$\mu \in [0.9\mu_0, 1.1\mu_0]. \quad (46)$$

In other words, we assume density varies uniformly by 1% and viscosity varies uniformly by 10%. In the notation of Section 3, we have

$$x = (\rho, \mu),$$

$$f(x) = \frac{1}{Re} = \frac{\mu}{\rho u_0 W}.$$

The function $h(x) = g(f(x))$ corresponds to the maximum outflow velocity at the right side of the domain given fixed values for ρ and μ . Each evaluation of g involves an expensive solution of equations 42-43 – compared to computing $f(x)$.

For this experiment, we choose a tensor product Gauss-Legendre quadrature rule with 11 points in the range of ρ and 11 points in the range of μ for a total of 121 points. We use the procedure from Section 3 to approximate the maximum outflow velocity at all 121 pairs of (ρ, μ) by constructing a 13-point Gaussian quadrature rule for $1/Re$. In other words, with only 13 evaluations of g – the expensive flow solver – we can approximate the output h at 121 points in the parameter space corresponding to x .

To check the error in the approximation, we also compute the maximum outflow velocity at all 121 combinations of ρ and μ , which enables the computation of (39). With 13 steps of the Lanczos procedure, we have a loss of orthogonality in the basis vectors of $\tau_1 = -13.14$ (see equation (36)). The error in approximation (equation (39)) is $1.55\text{e-}6$.

5. Conclusion

We have presented a method for approximating a composite function by implicitly approximating the outer function as a polynomial of the output of the inner function. This measure transformation is based on Stieltjes' method for generating orthogonal polynomials given an inner product, and it is implemented as Lanczos' method on a diagonal matrix of inner function evaluations at the points of a discrete measure. We have developed a heuristic for when to terminate the Lanczos iteration based on the loss of orthogonality in the Lanczos vectors – a common phenomenon for the algorithm in finite precision. The resulting method reduces the number evaluations of the outer function, which are only required at the Gaussian quadrature points of the transformed measure. The numerical experiments show the behavior of the method and the scale of the reduction. In future work, we will explore

a multivariate extension, where the inner function may produce multiple outputs.

References

- [1] D. Xiu, G. Karniadakis, The Wiener-Askey polynomial chaos for stochastic differential equations, *SIAM Journal of Scientific Computing* 24 (2002) 619 – 644.
- [2] D. Xiu, J. S. Hesthaven, High order collocation methods for differential equations with random inputs, *SIAM Journal of Scientific Computing* 27 (2005) 1118 – 1139.
- [3] W. Gautschi, *Orthogonal Polynomials: Computation and Approximation*, Clarendon Press, Oxford, 2004.
- [4] C. Lanczos, An iteration method for the solution of the eigenvalue problem of linear differential and integral operators, *Journal of Research of the National Bureau of Standards* 45 (1950) 255 – 282.
- [5] G. Meurant, *The Lanczos and Conjugate Gradient Algorithms: From Theory to Finite Precision Computations*, SIAM, 2006.
- [6] G. H. Golub, C. F. VanLoan, *Matrix Computations*, 3rd Edition, The Johns Hopkins University Press, Baltimore, MD, 1996.
- [7] J. Shadid, A. Salinger, R. Pawlowski, P. Lin, G. Hennigan, R. Tuminaro, R. Lehoucq, Large-scale stabilized fe computational analysis of nonlinear steady-state transport/reaction systems, *Comput. Methods Appl. Mech. Engrg.* 195 (2006) 1846–1871.
- [8] Y. Saad, *Iterative Methods for Sparse Linear Systems*, SIAM, 1996.
- [9] R. P. Pawlowski, E. T. Phipps, A. G. Salinger, S. J. Owen, C. Siefert, M. L. Staten, Applying template-based generic programming to the simulation and analysis of partial differential equations, Submitted to *Journal of Scientific Programming*.
- [10] M. Heroux, R. Bartlett, V. Howle, R. Hoekstra, J. Hu, T. Kolda, R. Lehoucq, K. Long, R. Pawlowski, E. Phipps, A. Salinger, H. Thornquist, R. Tuminaro, J. Willenbring, A. Williams, K. Stanley, An

overview of the Trilinos package, ACM Trans. Math. Softw. 31 (3),
<http://trilinos.sandia.gov/>.