

Planetary Nebulae Populations in External Galaxies

Magda Arnaboldi^{1,2}

¹European Southern Observatory,
 Karl-Schwarzschild-Strasse 2, 85748 Garching bei München, Germany
 email: marnabol@eso.org

²INAF, Osservatorio Astronomico di Pino Torinese,
 I-10025 Pino Torinese, Italy

Abstract. This review highlights the properties of the planetary nebulae in external galaxies as tracers of light, of the stellar population properties, and of the distances and kinematics of the parent galaxies. Recent results on the kinematics of the outer regions in giant elliptical galaxies and on the luminosity specific PN numbers (the α parameter) in these systems are presented, based on current surveys of planetary nebulae with the Planetary Nebulae Spectrograph (PN.S) and other instruments. Finally a brief discussion is given of planetary nebulae as tracers of the diffuse light in the nearby clusters, such as Virgo and Hydra I.

Keywords. (ISM:) planetary nebulae: general; galaxies: kinematics and dynamics

1. Introduction

Planetary Nebulae (PNs) are stars that evolve from the asymptotic giant branch (AGB) to their final destiny as white dwarfs. The majority of stars between 1 and $8 M_{\odot}$ evolve through a PN phase. As a consequence, in old stellar populations as those observed in bulges and early-type galaxies, most stars will reach the post AGB phase and a fraction of those stars will go through a PN phase, before ending their lives as white dwarfs.

In a PN, the central star emits most of the light in the UV part of the spectrum. The nebular shell of the PN is able to convert the UV ionizing photons into various line emissions from the UV to the optical and down to the NIR. Up to 15% of the UV emitted energy by the central stars is re-emitted in the [OIII] λ 5007 Å line, the brightest optical emission of a PN (Dopita et al. 1992).

We can integrate the whole [OIII] flux emitted from a PN and derive the m_{5007} magnitude defined as

$$m_{5007} = -2.5 \log F_{5007} - 13.74 \quad (1.1)$$

(Jacoby 1989). For a PN population observed in an external galaxy, we can derive the PN luminosity function (PNLF) for that population, which is empirically shown to follow an analytical formula

$$N(m_{5007}) = C \times e^{0.307 m_{5007}} \times [1 - e^{3(m^* - m_{5007})}] \quad (1.2)$$

(Ciardullo et al. 1998) where m^* is the apparent magnitude of the bright cut-off. This analytic formula combines the observed behavior at the bright end, which is believed to originate from the most massive surviving stellar cores (Ciardullo et al. 1989), and the slow PN fading rate caused by the envelope expansion at the faint end (Heinze & Westerlund 1963). When this equation is integrated down 8 mag from m^* , it provides the total number N_{PN} of PNs associated with the total luminosity of a given galaxy. The

magnitude range of 8 mag from m^* allows us to account for the faintest known Galactic planetary nebula (Ciardullo *et al.* 1989).

In external galaxies, PN are most often observed using a narrow band filter centered on the redshifted wavelength of the brightest emission line, the PN [OIII] λ 5007 Å line. In galaxies at distances larger than 2 Mpc, the PN emissions are spatially unresolved.

Planetary Nebulae trace light. The PN population in an external galaxy is expected to trace light because the luminosity-specific stellar death rate (B) should be independent of the precise state of the underlying stellar population (Renzini & Buzzoni 1986). Buzzoni *et al.* (2006) computed the specific evolutionary flux B for simple stellar populations using different Initial Mass Functions (IMFs) and different ages, and measured a variation of B by at most a factor of 2. We can write the total number of PNs, N_{PN} , associated with a given bolometric luminosity from a simple stellar population as

$$N_{PN} = B \times L_{TOT} \times \tau_{PN} \quad (1.3)$$

where

- N_{PN} is the total number of PNs associated with the parent stellar population. N_{PN} is obtained by integration of the PNLF 8 mags down the bright cut off;
- B is the luminosity-specific stellar death rate or specific evolutionary flux;
- L_{TOT} is the total bolometric luminosity of the parent simple stellar population;
- τ_{PN} is the PN visibility lifetime, i.e. the time for the nebula to be detectable in either [OIII] or H α surveys. The upper limit of τ_{PN} is 30000 yr, that is the time required for a PN nebular envelope to fade entirely because of its expansion (Heinze & Westerlund 1963).

We can define the luminosity specific PN number, α -parameter for short, as

$$\alpha = \frac{N_{PN}}{L_{TOT}} = B \times \tau_{PN} \quad (1.4)$$

which provides us with a population averaged-measurement of the PN visibility lifetime τ_{PN} for a PN population. Because of the small variations of the specific evolutionary flux B, variations of the observed α values indicate primarily different values of τ_{PN} for PNs associated with the corresponding stellar populations.

Extended PN samples were collected for early-type galaxies (ETG) as part of the Planetary Nebulae Spectrograph (PN.S, Douglas *et al.* 2002) ETG survey (<http://www.astro.rug.nl/~pns/>). In ETGs, the PN number density profile follows the surface brightness of the light distribution, as shown for the PN.S galaxies (Coccato *et al.* 2009) and for NGC 4697 (Méndez *et al.* 2001), M 60 (Teodorescu *et al.* 2011) and NGC 1399 (McNeil *et al.* 2010). Work is currently ongoing for a sample of S0s galaxies (Cortesi *et al.* 2011; A. Cortesi, 2012 Ph.D thesis).

Planetary Nebulae trace stellar populations. Buzzoni *et al.* (2006) investigated the time evolution of the luminosity specific PN number - the α parameter - using template galaxy models along the entire Hubble morphological sequence E-Sa-Sb-Sc-Sd-Im. The results indicate that the α parameter values predicted from these models depend on the mass loss relation during the evolution from the turn-off of the zero-age-main-sequence to the post-asymptotic giant branch phase; see Figure 7 in Buzzoni *et al.* (2006). When the α values are computed for the empirically calibrated Initial Final Mass Relation (IFMR) of Weidemann (2000), there results a flatter distribution from Im to E, see Figure 1.

Figure 1 compares the α model values with measurements from PN samples in ETGs and in galaxies from the Local Group. While model predictions and observed values are consistent for stellar populations in galaxy morphological types from Im to Sa, the observed α parameters in ETGs with red and old stellar populations are smaller than

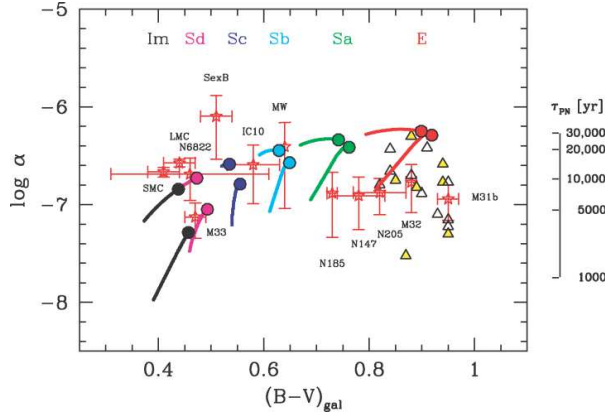


Figure 1. A comprehensive overview of the luminosity-specific PN number in Local Group galaxies (open star symbols) and external ellipticals (solid and open triangle symbols). Superposed on the plot, there are template galaxy models. Galaxy evolution along the whole E-Sa-Sb-Sc-Sd-Im Hubble morphological sequence is tracked by models from 5 to 15 Gyr, with the latter limit marked by the big solid dots. Two model sequences are reported on the plot assuming an IFMR as from the standard case of a la Reimers mass-loss parameter $\eta = 0.3$ (lower sequence), and from the empirical relation of Weidemann (2000) (upper sequence). An indicative estimate of the mean representative PN lifetime (in years) is sketched on the right scale, according to Equation 1.4. From Buzzoni *et al.* (2006).

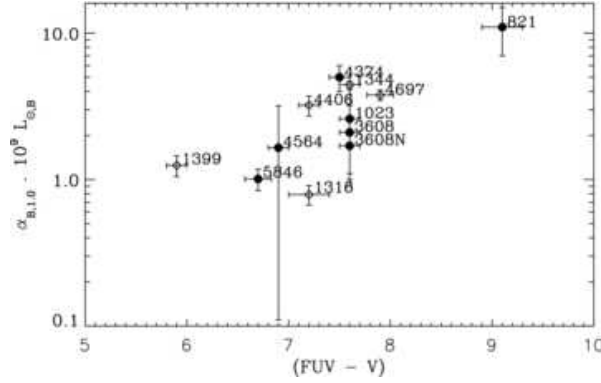


Figure 2. Correlation between the $\alpha_{B,1.0}$ parameter and FUV-V color, measured from total extinction-corrected magnitudes FUV (from GALEX) and V (from RC3), from Coccato *et al.* (2009). Filled circles: sample galaxies for which α is calculated from the PN.S ETG sample data. Open diamonds: α values taken from Buzzoni *et al.* (2006).

the predicted values by up to a factor 7, see also Hui *et al.* (1993) and Ciardullo *et al.* (2005).

The relative PN deficiency in ETG supports the presence of a fraction of low-mass cores with $M_{core} \leq 0.55M_{\odot}$: for such low mass cores, τ_{PN} may become shorter because the time required for the excitation of the nebular envelope increases, and by the time it happens, the nebular shell may be near to being lost. Furthermore the part of the stellar population with $M_{core} \sim 0.52M_{\odot}$ may omit the PN phase entirely. These evolved stars may provide an enhanced contribution to the hotter horizontal branch (HB) and post - HB evolution as directly observed in M 32 and in the bulge of M 31, which in turn implies that the far UV flux in ETGs should anti-correlate with the measured α values. Such an anti-correlation is indeed observed in the PN.S ETG sample, see Figure 2.

A possible external mechanism that can act on a PN to shorten its τ_{PN} is the interaction with the hot intracluster medium. The ram pressure stripping by the hot high density gas in brightest cluster galaxies (BCGs) coupled with the large velocity of a PN through the medium can reduce the material in the PN envelope, therefore effectively reducing τ_{PN} (Dopita *et al.* 2000, Villaver & Stanghellini 2005).

Planetary Nebulae populations trace distances. The luminosity function of the [OIII] magnitudes associated with a PN population can be described by the simple analytical formula given in Eq. 1.2, whose absolute magnitude of the bright cut-off M^* is observed to be invariant in different morphological types, from late to early types (Ciardullo *et al.* 2002). Because of the presence of a bright cut-off, the PNLF can be effectively used as a secondary distance indicator in both ETGs and late-type galaxies. One can ask whether the invariance of the PNLF bright cut-off for populations of different ages and metallicity can be explained on the basis of the evolution of simple stellar populations.

From single star evolution, we know that a PN's peak flux in the [OIII] λ 5007Å line is proportional to its core mass (Vassiliadis & Wood 1994), the core mass is proportional to the turn-off mass (Kalirai *et al.* 2008), and the turn-off mass decreases with increasing age of the stellar population (Marigo *et al.* 2004). Therefore the absolute magnitude of the bright cut-off M^* should become fainter in older and evolved stellar populations. The observed invariance of the PNLF bright cut-off indicates that the brightest PN may not be the end result of simple evolution of single stars, but rather have different progenitors, including blue stragglers (Ciardullo *et al.* 2005) and symbiotic stars (Soker 2006).

2. Planetary Nebulae as kinematical tracers

In addition to measuring the m_{5007} magnitude and determining the distance to a given galaxy via the PNLF, the [OIII] λ 5007 Å emission allows us to measure of the line-of-sight (LOS) velocity of a PN. By measuring v_{LOS} for the PN population in the outer regions of galaxies we can obtain the kinematics of the stellar population at large radii and derive the projected two-dimensional velocity field.

Since the work of Arnaboldi *et al.* (1994) on NGC 1399 and of Hui *et al.* (1995) on Centaurus A (NGC 5128), there has been a considerable success in mapping the kinematics of the stellar population in the outer regions of ETGs out to $5R_e$ (Arnaboldi *et al.* 1996, Arnaboldi *et al.* 1998, Méndez *et al.* 2001, Romanowsky *et al.* 2003, Coccato *et al.* 2009, Napolitano *et al.* 2009, McNeil *et al.* 2010, Napolitano *et al.* 2011, Teodorescu *et al.* 2011, Cortesi *et al.* 2011), and intracluster light (ICL) in nearby clusters (Arnaboldi *et al.* 2004, Gerhard *et al.* 2005, Gerhard *et al.* 2007, Doherty *et al.* 2009, Ventimiglia *et al.* 2011).

In the galaxies studied thus far, the PN density and kinematics is everywhere consistent with the integrated light measurements within the errors (Coccato *et al.* 2009), with the possible exception of NGC 4697 (Sambhus *et al.* 2006). The outer halos kinematics from the PN samples in ETGs show the following properties:

- there is a dichotomy in the outer halo kinematics, the velocity dispersion profile is either slowly falling or rapidly falling (Coccato *et al.* 2009) with increasing radius.
- The rotational properties of the halos traced by the ratio v/σ where v is the circular velocity and σ is the velocity dispersion correlates with that within R_e for the greater part of the sample galaxies observed so far.
- The slow/fast rotators division in the outer halos (Coccato *et al.* 2009) is similar as in the cores (Emsellem *et al.* 2007). There are some more complicated cases, as kinematic misalignment is more frequent at large radii (Shih & Méndez 2010, Teodorescu *et al.* 2011).
- A fraction of morphologically-undisturbed ellipticals show large distortions of their

kinematics or presence of kinematic sub-components at large radii, as in the outer halos of NGC 1399 (McNeil *et al.* 2010) and NGC 3311 (Ventimiglia *et al.* 2011).

3. The brightest Planetary Nebulae in the Virgo Cluster

The PN populations in the core of the Virgo cluster are studied via narrow band imaging surveys, using the “on-band, off-band” technique, in which a field is imaged through a narrow band filter, centered at the redshifted [OIII] λ 5007 Å emission in these clusters, and a broad band filter. PN candidates are those unresolved sources that have a color excess in [OIII] and no detected continuum (Arnaboldi *et al.* 2002). Tens of intracluster PN (IPN) were discovered in the Virgo cluster, in its core and in outer targeted fields (Arnaboldi *et al.* 2002, Okamura *et al.* 2002, Arnaboldi *et al.* 2003, Feldmeier *et al.* 2003, Feldmeier *et al.* 2004, Aguerri *et al.* 2005, Castro-Rodriguez *et al.* 2009). Such surveys are complete 0.5 mag down the PNLf, therefore they sample mostly the brightest PNs in these stellar populations. The spectroscopic follow-up with multi-object (Arnaboldi *et al.* 2003) and multi fiber spectrographs (Arnaboldi *et al.* 2004, Doherty *et al.* 2009) allow

- to detect the second [OIII] λ 4959 Å emission besides λ 5007 Å in single spectra,
- measure the radial velocities and associate PNs with the dynamical components along the LOS,
- determine PN physical parameters, the m_{5007} and the velocity v_{EXP} derived from the FWHM of the [OIII] λ 5007 Å emission, i.e. the expansion velocity of a PN nebular envelope. These PN physical parameters can be correlated with those of its parent stellar population (Arnaboldi *et al.* 2008).

In case of M87, the BCG in the Virgo cluster, the PN LOS velocity distribution traces the M87 halo out to 150 kpc and shows that the halo PN population has a slightly brighter cut-off than that in the galaxy’s central region, by 0.3 – 0.4 mag, see the observed M87 PNLf in Figure 3. Because the LOS distance to these PNs is known, via the physical association with the M87 halo, their absolute magnitude is also known, and so are then the core masses required to power the detected [OIII] λ 5007 Å fluxes: for the brightest PN in the M87 halo, the core masses are $\simeq 0.62M_{\odot}$. The IFMR for solar metallicity stars predicts that PN progenitors with $2.2M_{\odot}$ give final core masses of $0.62M_{\odot}$. Turnoff masses of $\simeq 2M_{\odot}$ belong to populations with ages $\sim 1Gyr$. It is unlikely that such progenitors exist in the Virgo core, as the stellar population is mostly old (Williams *et al.* 2007): therefore close binaries and blue stragglers are indicated as most likely progenitors for these intrinsically bright PNs.

4. The brightest Planetary Nebulae in the Hydra I Cluster

The Multi-Slit Imaging Spectroscopy Technique. The nearest clusters beyond Virgo and Fornax are at distances of about 50 Mpc, and the brightest PN in the Hydra I and the Centaurus clusters have fluxes of 8×10^{-18} erg s $^{-1}$ cm $^{-2}$. They cannot be detected using standard narrow band imaging because the noise in the 40 – 60 Å sky is of the same order of the signal we want to detect.

A successful technique to detect the [OIII] λ 5007 Å emission from the brightest PNs in these clusters is the “Multi-Slit Imaging Spectroscopy technique” (MSIS, Gerhard *et al.* 2005, Arnaboldi *et al.* 2007). This is a blind search technique that combines a mask of parallel multiple slits with a narrow band filter, centered at the redshifted [OIII] emission of the PNs in these clusters, plus a dispersing element to obtain spectra of all PNs that

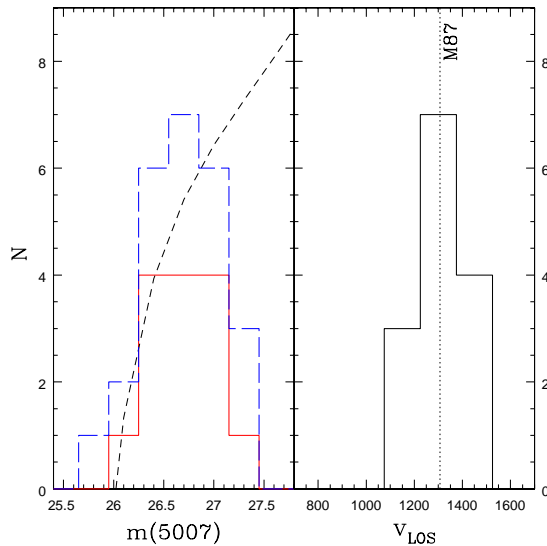


Figure 3. Left panel: the observed PNLf in the Virgo cluster core fields, in 0.3 mag bins. Long dashed blue line: PNLf for the entire spectroscopically confirmed sample of PNs in the Virgo cluster core. Red continuous line: PNLf for the M87 halo PNs. Short dashed black line: analytical formula for the PNLf with $m^* = 26.0$. Right panel: LOS velocity distribution for the 14 M87 halo PNs. The systemic velocity of M87 is also indicated. From Arnaboldi *et al.* (2008).

lie behind the slits. The sky noise at the emission line of a PN comes from a few Å only, depending on slit width and spectral resolution (Gerhard *et al.* 2005).

PN population in the halo of NGC 3311. The MSIS observations of the Hydra I cluster carried out with the FORS2 spectrograph at the VLT detected 56 PNs and 26 background galaxies in a $6'.8 \times 6'.8$ field centered on the BCG NGC 3311 in the cluster core (Ventimiglia *et al.* 2011). In addition to the study of the halo kinematics, Ventimiglia *et al.* (2011) measured the luminosity specific PN number α for the stellar population in the extended NGC 3311 halo, and obtain a value that is a factor 4–6 lower than the predicted value of $\log \alpha = -7.30$ from the α vs. $FUV - V$ color correlation for the ETG populations shown in Figure 2. In Figure 4 the observed cumulative PN number for the NGC 3311 halo (green line) and the total NGC 3311 plus ICL light (black line) in the Hydra I core are plotted together with the predicted cumulative PN number for the NGC 3311 plus ICL (using $\log \alpha = -7.30$, red line), as function of the radial distance from the center of NGC 3311. The large discrepancy between the red and green lines indicates a decrement of PNs in the NGC 3311 halo. This PN deficit may signal that additional effects are at work that shape the properties of the PN population in the NGC 3311 halo.

A possibility is that ram pressure against the hot X-ray emitting gas in the halo of NGC 3311 is high enough to severely shorten τ_{PN} , the visibility time of a PN, see Section 1. With a density of the intracluster medium (ICM) inside $5'$ around NGC 3311 of about $\rho_{ICM} \simeq 6 \times 10^{-3} \text{ cm}^{-3}$ and a typical velocity of $v = \sqrt{3} \times 450 \text{ km s}^{-1} \sim 800 \text{ km s}^{-1}$, the ram pressure on the NGC 3311 halo PNs is ~ 40 times stronger than in the simulated case by Villaver & Stanghellini (2005) for the Virgo cluster. The ram pressure effect could be much stronger in the Hydra I cluster and shorten significantly τ_{PN} for the NGC 3311 halo population.

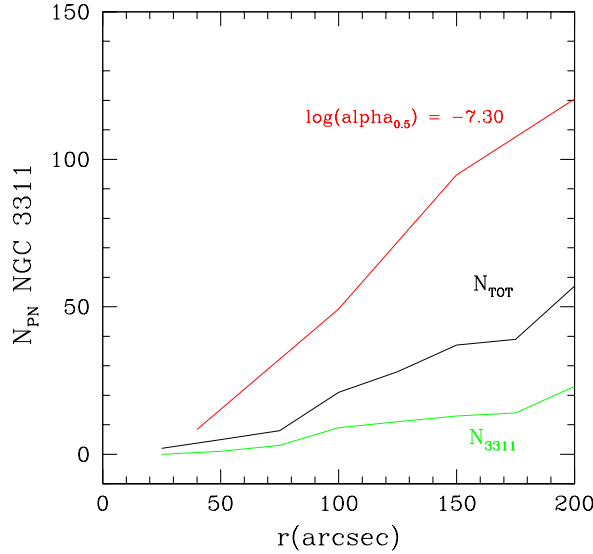


Figure 4. Observed and predicted cumulative PN number for the NGC 3311 halo and the total (NGC 3311 plus ICL) light in the Hydra I core, as function of the radial distance from the center of NGC 3311. Red line: predicted cumulative number of PNs computed using $\log \alpha = -7.30$. Green line: measured cumulative number of PNs associated with the NGC 3311 halo on the basis of the v_{LOS} . Black line: measured cumulative number of PNs corresponding to the total light in the Hydra I core. From Ventimiglia *et al.* (2011).

5. Summary and Conclusions

In this review we illustrate that PN populations are ubiquitous to the light associated with external galaxies and the diffuse light in the cores of nearby clusters. Deep photometry and kinematics of PN populations show that they trace star light and motions in the extended, luminous halos of BCGs and ICL.

The PN population shows dependencies on the stellar population age and metallicity. Recent observations of PNs in the Hydra I cluster indicate that there may be an additional effect by the hot ICM, which could decrease the visibility lifetime τ_{PN} of PNs. Further theoretical and observational work is needed to quantify effects of stellar population age, metallicity and ICM on both the PNLF bright cut-off and the luminosity specific PN number α .

The study of the PNs in the ICL and the halos of galaxies is important for constraining how and when these components formed. In the case of the Hydra I cluster the results indicate that the build-up of the BCG halo and the nearby ICL continues, and that the formation of the outer halo and ICL is an on-going and long lasting process.

6. Acknowledgments

I wish to thank my collaborators for their enthusiasm and support and the organizers for inviting me to give a review on PN populations in external galaxies at the IAU Symposium 283.

References

- Aguerri, J.A.L., Gerhard, O. E., Arnaboldi, M., Napolitano, N. R. *et al.* 2005, *AJ*, 129, 2585
- Arnaboldi, M., Doherty, M., Gerhard, O. E., Ciardullo, R. *et al.* 2008, *ApJ*, 674, L17
- Arnaboldi, M., Gerhard, O.E., Okamura, S., Kashikawa, N. *et al.* 2007, *PASJ*, 59, 419
- Arnaboldi, M., Gerhard, O.E., Aguerri, J. A. L., Freeman, K. C. *et al.* 2004, *ApJ*, 614, L33
- Arnaboldi, M., Freeman, K. C., Okamura, S., Yasuda, N. *et al.* 2003, *AJ*, 125, 514
- Arnaboldi, M., Aguerri, J. A. L., Napolitano, N. R., Gerhard, O.E. *et al.* 2002, *AJ*, 123, 760
- Arnaboldi, M., Freeman, K. C., Gerhard, O.E., Matthias, M. *et al.* 1998, *ApJ*, 507, 759
- Arnaboldi, M., Freeman, K. C., Méndez, R. H., Capaccioli, M., *et al.* 1996, *ApJ*, 472, 145
- Arnaboldi, M., Freeman, K. C., Hui, X., Capaccioli, M., *et al.* 1994, *Messenger*, 76, 40
- Buzzoni, A., Arnaboldi, M., Corradi, R. 2006, *MNRAS*, 368, 877
- Castro-Rodriguez, N., Arnaboldi, M., Aguerri, J. A. L., Gerhard, O.E. *et al.* 2009, *A&A*, 507, 621
- Ciardullo, R., Sigurdsson, S., Feldmeier, J. J., Jacoby, G. H. 2005, *ApJ*, 629, 499
- Ciardullo, R., Feldmeier, J. J., Jacoby, G. H., Kuzio de Naray, R. *et al.* 2002, *ApJ*, 577, 31
- Ciardullo, R., Jacoby, G. H., Feldmeier, J. J., Bartlett, R. E. 1998, *ApJ*, 492, 62
- Ciardullo, R., Jacoby, G. H., Ford, H. C., Neill, J. D. 1989, *ApJ*, 339, 53
- Coccato, L., Gerhard, O.E., Arnaboldi, M., Das, P. *et al.* 2009, *MNRAS*, 394, 1249
- Cortesi, A., Merrifield, M. R., Arnaboldi, M., Gerhard, O.E. *et al.* 2011, *MNRAS*, 414, 642
- Doherty, M., Arnaboldi, M., Das, P., Gerhard, O.E. *et al.* 2009, *A&A*, 502, 771
- Dopita, M., Massaglia, S., Bodo, G., Arnaboldi, M. *et al.* 2000, *ASPC*, 199, 423
- Dopita, M., Jacoby, G. H., Vassiliadis, E. 1992, *ApJ*, 389, 27
- Douglas, N. G., Arnaboldi, M., Freeman, K. C., Kuijken, K., *et al.* 2002, *PASP*, 114, 1234
- Emsellem, E., Cappellari, M., Krajnović, D., van de Ven, G. *et al.* 2007, *MNRAS*, 379, 401
- Feldmeier, J.J., Ciardullo, R., Jacoby, G. H., Durrell, P. R. 2004, *ApJ*, 615, 196
- Feldmeier, J.J., Ciardullo, R., Jacoby, G. H., Durrell, P. R. 2003, *ApJS*, 145, 65
- Gerhard, O.E., Arnaboldi, M., Freeman, K. C., Okamura, S. *et al.* 2007, *A&A*, 498, 815
- Gerhard, O.E., Arnaboldi, M., Freeman, K. C., Kashikawa, N. *et al.* 2005, *ApJ*, 621, L93
- Jacoby, G. H. 1989, *ApJ*, 339, 39
- Hui, X., Ford, H. C., Freeman, K. C., Dopita, M. 1995, *ApJ*, 449, 592
- Hui, X., Ford, H. C., Ciardullo, R., Jacoby, G. H. 1993, *ApJ*, 414, 463
- Henize, K. G., & Westerlund, B. E. 1963, *ApJ*, 137, 747
- Kalirai, J.S., Hansen, B. M. S., Kelson, D. D., Reitzel, D. B. *et al.* 2008, *ApJ*, 676, 594
- Marigo, P., Girardi, L., Weiss, A., Groenewegen, M. A. T., *et al.* 2004, *A&A*, 423, 995
- McNeil, E., Arnaboldi, M., Freeman, K. C., Gerhard, O. E. *et al.* 2010, *A&A*, 518, 44
- Méndez, R.H., Riffeser, A., Kudritzki, R.-P., Matthias, M. *et al.* 2001, *ApJ*, 563, 135
- Napolitano, N.R., Romanowsky, A. J., Capaccioli, M., Douglas, N. G. *et al.* 2011, *MNRAS*, 411, 2035
- Napolitano, N.R., Romanowsky, A. J., Coccato, L., Capaccioli, M. *et al.* 2009, *MNRAS*, 393, 329
- Okamura, S., Yasuda, N., Arnaboldi, M., Freeman, K. C. *et al.* 2002, *PASJ*, 54, 883
- Renzini, A. & Buzzoni, A. 1986, *ASSL*, 122, 195
- Romanowsky, A.J., Douglas, N. G., Arnaboldi, M., Kuijken, K. *et al.* 2003, *Science*, 301, 1696
- Sambhus, N., Gerhard, O.E., Méndez, R. H. 2006, *AJ*, 131, 837
- Shih, H.Y. & Méndez, R.H. 2010, *ApJ*, 725, L97
- Soker, N. 2006, *ApJ*, 645, L57
- Teodorescu, A.M. *et al.* 2011, *ApJ*, 736, 65
- Vassiliadis, E. & Wood, P. 1994, *ApJS*, 92, 125
- Ventimiglia, G., Arnaboldi, M., Gerhard, O.E. 2011 *A&A*, 528, 24
- Villaver, E., & Stanghellini, L. 2005 *ApJ*, 632, 854
- Weidemann, V. 2000, *A&A*, 363, 647
- Williams, B.F., Ciardullo, R., Durrell, P. R., Vinciguerra, M. *et al.* 2007, *ApJ*, 656, 756