

The Case for Dark Radiation

Maria Archidiacono^a, Erminia Calabrese^a, and Alessandro Melchiorri^a

^a *Physics Department and INFN, Università di Roma "La Sapienza", Ple Aldo Moro 2, 00185, Rome, Italy*

Combined analyses of recent cosmological data are showing interesting hints for the presence of an extra relativistic component, coined Dark Radiation. Here we perform a new search for Dark Radiation, parametrizing it with an effective number of relativistic degrees of freedom parameter, N_{eff} . We show that the cosmological data we considered are clearly suggesting the presence for an extra relativistic component with $N_{\text{eff}} = 4.08^{+0.71}_{-0.68}$ at 95% c.l.. Performing an analysis on Dark Radiation sound speed c_{eff} and viscosity c_{vis} parameters, we found $c_{\text{eff}}^2 = 0.312 \pm 0.026$ and $c_{\text{vis}}^2 = 0.29^{+0.21}_{-0.16}$ at 95% c.l., consistent with the expectations of a relativistic free streaming component ($c_{\text{eff}}^2 = c_{\text{vis}}^2 = 1/3$). Assuming the presence of 3 relativistic neutrinos we constrain the extra relativistic component with $N_{\nu}^S = 1.10^{+0.79}_{-0.72}$ and $c_{\text{eff}}^2 = 0.24^{+0.08}_{-0.13}$ at 95% c.l. while c_{vis}^2 results as unconstrained. Assuming a massive neutrino component we obtain further indications for Dark Radiation with $N_{\nu}^S = 1.12^{+0.86}_{-0.74}$ at 95% c.l. .

I. INTRODUCTION

Since almost a decade, observations from Cosmic Microwave Background (CMB hereafter) satellite, balloon-borne and ground based experiments ([1], [2], [3], [4]), galaxy redshift surveys [5] and luminosity distance measurements, are fully confirming the theoretical predictions of the standard Λ CDM cosmological model. This not only permits to place stringent constraints on the parameters of the model but can be fruitfully used to constrain non standard physics at the fundamental level, such as classes of elementary particle models predicting a different radiation content in the Universe.

One of the major theoretical predictions of the standard scenario is the existence of a relativistic energy component (see e.g. [6]), beside CMB photons, with a current energy density given by :

$$\rho_{\text{rad}} = \left[1 + \frac{7}{8} \left(\frac{4}{11}\right)^{4/3} N_{\text{eff}}\right] \rho_{\gamma} , \quad (1)$$

where ρ_{γ} is the energy density of the CMB photons background at temperature $T_{\gamma} = 2.728K$ and N_{eff} is in principle a free parameter, defined as the effective number of relativistic degrees of freedom. Assuming standard electroweak interactions, three active massless neutrinos and including the (small) effect of neutrino flavour oscillations the expected value is $N_{\text{eff}} = 3.046$ with a deviation from $N_{\text{eff}} = 3$ that takes into account effects from the non-instantaneous neutrino decoupling from the primordial photon-baryon plasma (see e.g. [7]).

In recent years, thanks to the continuous experimental advancements, the value of N_{eff} has been increasingly constrained from cosmology ([8], [9], [10], [11], [12], [1], [13], [14], [15], [16], [17], [18]), ruling out $N_{\text{eff}} = 0$ at high significance.

However, especially after the new ACT [2] and SPT [4] CMB results, the data seem to suggest values higher than the "standard" one, with $N_{\text{eff}} \sim 4 - 5$ (see e.g. [13], [14], [17], [18], [19]) in tension with the expected standard value at about two standard deviations.

The number of relativistic degrees of freedom obviously depends on the decoupling process of the neutrino background from the primordial plasma. However, a value of $N_{\text{eff}} = 4$ is difficult to explain in the three neutrino framework since non-standard neutrino decoupling is expected to maximally increase this value up to $N_{\text{eff}} \sim 3.12$ (see e.g. [20]). A possible explanation could be the existence of a fourth (or fifth) sterile neutrino. The hypothesis of extra neutrino flavour is interesting since recent results from short-baseline neutrino oscillation data from LSND [21] and MiniBooNE [22] experiments are consistent with a possible fourth (or fifth) sterile neutrino specie (see [13, 14] and references therein). Moreover, a larger value for $N_{\text{eff}} \sim 4$ could arise from a completely different physics, related to axions (see e.g. [23]), gravity waves ([24]), decaying particles (see e.g. [25]), extra dimensions [26, 27] and dark energy (see e.g. [28] and references therein).

As a matter of fact, any physical mechanism able to produce extra "dark" radiation produces the same effects on the background expansion of additional neutrinos, yielding a larger value for N_{eff} from observations.

Since there is a large number of models that could enhance N_{eff} it is clearly important to investigate the possible ways to discriminate among them. If Dark Radiation is made of relativistic particles as sterile neutrinos it should behave as neutrinos also from the point of view of perturbation theory, i.e. if we consider the set of equations that describes perturbations in massless neutrino (following the definition presented in [29]):

$$\dot{\delta}_{\nu} = \frac{\dot{a}}{a} (1 - 3c_{\text{eff}}^2) \left(\delta_{\nu} + 3 \frac{\dot{a}}{a} \frac{q_{\nu}}{k} \right) - k \left(q_{\nu} + \frac{2}{3k} \dot{h} \right) , \quad (2)$$

$$\dot{q}_{\nu} = k c_{\text{eff}}^2 \left(\delta_{\nu} + 3 \frac{\dot{a}}{a} \frac{q_{\nu}}{k} \right) - \frac{\dot{a}}{a} q_{\nu} - \frac{2}{3} k \pi_{\nu} , \quad (3)$$

$$\dot{\pi}_{\nu} = 3c_{\text{vis}}^2 \left(\frac{2}{5} q_{\nu} + \frac{8}{15} \sigma \right) - \frac{3}{5} k F_{\nu,3} , \quad (4)$$

$$\frac{2l+1}{k} \dot{F}_{\nu,l} - l F_{\nu,l-1} = -(l+1) F_{\nu,l+1} , \quad l \geq 3 , \quad (5)$$

it should have an effective sound speed c_{eff} and a viscos-

ity speed c_{vis} such that $c_{\text{eff}}^2 = c_{\text{vis}}^2 = 1/3$. Free streaming of relativistic neutrino will indeed produce anisotropies in the neutrino background yielding a value of $c_{\text{vis}}^2 = 1/3$ while a smaller value would indicate possible non standard interactions (see e.g. [30]). A value of c_{vis} different from zero, as expected in the standard scenario, has been detected in [31] and confirmed in subsequent papers [32]. More recently, the analysis of [19] confirmed the presence of anisotropies from current cosmological data but also suggested the presence of a lower value for the effective sound speed with $c_{\text{eff}}^2 = 1/3$ ruled out at more than two standard deviations.

Given the current situation and the experimental hints for $N_{\text{eff}} \sim 4$ is therefore timely to perform a new analysis for N_{eff} (and the perturbation parameters c_{eff}^2 and c_{vis}^2) with the most recent cosmological data. This is the kind of analysis we perform in this paper, organizing our work as follows: in Sec. II we describe the data and the data analysis method adopted. We present our results in the first two subsections of Sec. III, depending on two adopted different parametrizations for the Dark Radiation. Moreover a model independent analysis is also discussed in the last subsection of Sec. III. Finally we conclude in Sec. IV.

II. ANALYSIS METHOD

We perform a COSMOMC [33] analysis combining the following CMB datasets: WMAP7 [1], ACBAR [3], ACT [2], and SPT [4], and we analyze datasets using out to $l_{\text{max}} = 3000$. We also include information on dark matter clustering from the galaxy power spectrum extracted from the SDSS-DR7 luminous red galaxy sample [5]. Finally, we impose a prior on the Hubble parameter based on the last Hubble Space Telescope observations [34].

The analysis method we adopt is based on the publicly available Monte Carlo Markov Chain package `cosmomc` [33] with a convergence diagnostic done through the Gelman and Rubin statistic. We sample the following six-dimensional standard set of cosmological parameters, adopting flat priors on them: the baryon and cold dark matter densities Ω_b and Ω_c , the ratio of the sound horizon to the angular diameter distance at decoupling θ , the optical depth to reionization τ , the scalar spectral index n_s , and the overall normalization of the spectrum A_s at $k = 0.002 \text{ Mpc}^{-1}$. We consider purely adiabatic initial conditions and we impose spatial flatness. We vary the effective number of relativistic degrees of freedom N_{eff} , the effective sound speed c_{eff}^2 , and the viscosity parameter c_{vis}^2 . In some cases, we consider only variations in the *extra* dark radiation component $N_{\nu}^S = N_{\text{eff}} - 3.046$, varying the perturbation parameters c_{vis} and c_{eff} only for this extra component and assuming $c_{\text{eff}}^2 = c_{\text{vis}}^2 = 1/3$ for the standard 3 neutrino component.

In our analysis we always fix the primordial Helium abundance to the observed value $Y_p = 0.24$. This procedure is different from the one adopted, for example,

in [4], where the Y_p parameter is varied assuming Big Bang Nucleosynthesis for each values of N_{eff} and Ω_b in the chain. Since the cosmological epoch and the energy scales probed by BBN are dramatically different from the ones probed by CMB and large scale structure we prefer to do not assume standard BBN in our analysis and to leave the primordial Helium abundance as fixed to a value consistent with current observations.

We account for foregrounds contributions including three extra amplitudes: the SZ amplitude A_{SZ} , the amplitude of clustered point sources A_C , and the amplitude of Poisson distributed point sources A_P . We marginalize the contribution from point sources only for the ACT and SPT data, based on the templates provided by [4]. We quote only one joint amplitude parameter for each component (clustered and Poisson distributed). Instead, the SZ amplitude is obtained fitting the WMAP data with the WMAP own template, while for SPT and ACT it is calculated using the [35] SZ template at 148 GHz. Again, this is different from the analysis performed in [4] where no SZ contribution was considered for the WMAP data.

III. RESULTS

As stated in the previous section, we perform two different analyses. In the first analysis we vary the amplitude of the whole relativistic contribution changing N_{eff} and the corresponding perturbation parameters c_{vis}^2 and c_{eff}^2 . In the second analysis we assume the existence of a standard neutrino background and vary only the extra component $N_{\nu}^S = N_{\text{eff}} - 3.046$ considering only in this extra component the variations in c_{vis}^2 and c_{eff}^2 .

A. Varying the number of relativistic degrees of freedom N_{eff}

In Table I we report the constraints on the cosmological parameters varying N_{eff} with and without variations in perturbation theory. We consider two cases: first we run our analysis fixing the perturbation parameters to the standard values, i.e. $c_{\text{eff}}^2 = c_{\text{vis}}^2 = 1/3$, then we let those parameters to vary freely.

As we can see from the results in the left column of Table I, the WMAP7+ACT+SPT+DR7+H0 analysis is clearly suggesting the presence for Dark Radiation with $N_{\text{eff}} = 4.08_{-0.68}^{+0.71}$ at 95% c.l.. When considering variations in the perturbation parameters (right column) the constraint is somewhat shifted towards smaller values with $N_{\text{eff}} = 3.89_{-0.70}^{+0.70}$. The constraint on the sound speed, $c_{\text{eff}}^2 = 0.312 \pm 0.026$ is fully consistent with the expectations of a free streaming component. Anisotropies in the neutrino background are detected at high statistical significance with $c_{\text{vis}}^2 = 0.29_{-0.16}^{+0.21}$ improving previous constraints presented in [31].

It is interesting to consider the possible degeneracies between N_{eff} and other "indirect" (i.e. not considered

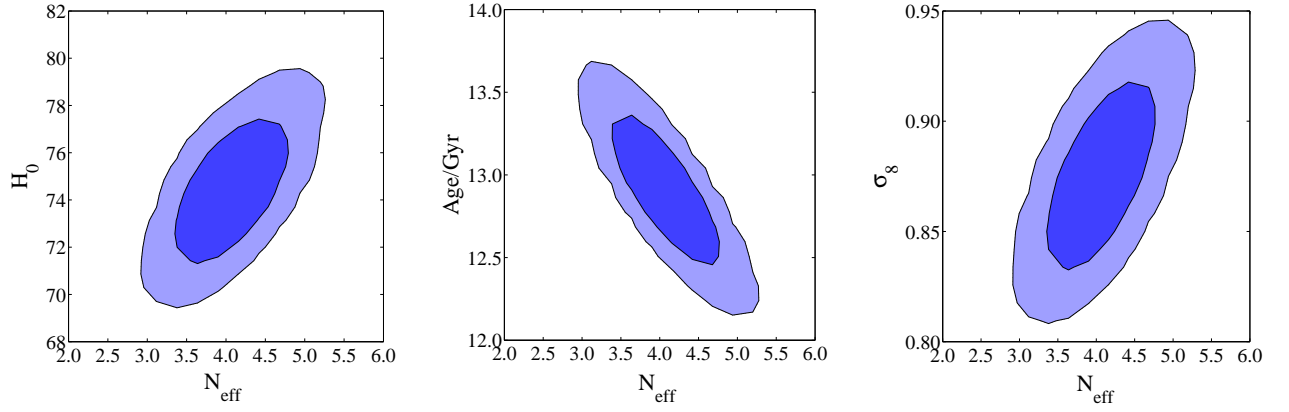


FIG. 1. 68% and 95% c.l. constraints for the degeneracy between N_{eff} and the Hubble constant H_0 , the age of the universe t_0 , and the amplitude of mass fluctuations σ_8 .

$\Omega_b h^2$	0.02229 ± 0.00038	0.02206 ± 0.00081
$\Omega_c h^2$	0.1333 ± 0.0086	0.1313 ± 0.0094
τ	0.082 ± 0.012	0.083 ± 0.014
H_0	74.3 ± 2.2	74.2 ± 2.1
n_s	0.977 ± 0.011	0.972 ± 0.021
$\log(10^{10} A_s)$	3.195 ± 0.035	3.196 ± 0.035
A_{SZ}	< 1.2	< 1.4
$A_C [\mu K^2]$	< 14.3	< 14.6
$A_P [\mu K^2]$	< 25.2	< 24.7
N_{eff}	$4.08^{+0.18+0.71}_{-0.18-0.68}$	$3.89^{+0.19+0.70}_{-0.19-0.70}$
c_{eff}^2	$1/3$	$0.312^{+0.008+0.026}_{-0.007-0.026}$
c_{vis}^2	$1/3$	$0.29^{+0.04+0.21}_{-0.06-0.16}$
χ^2_{min}	7594.2	7591.5

TABLE I. MCMC estimation of the cosmological parameters assuming N_{eff} relativistic neutrinos. Upper bounds at 95% c.l. are reported for foregrounds parameters. We quote the one-dimensional marginalized 68% and 95% c.l. for the neutrino parameters.

as primary parameters in MCMC runs) model parameters. In Figure 1 we therefore plot the 2D likelihood constraints on N_{eff} versus the Hubble constant H_0 , the age of the universe t_0 and the amplitude of r.m.s. mass fluctuations on spheres of $8\text{Mpc}h^{-1}$, σ_8 .

As we can see from the three panels in the figure, there is a clear degeneracy between N_{eff} and those three parameters. Namely, an extra radiation component will bring the cosmological constraints (respect to the standard 3 neutrino case) to higher values of the Hubble constant and of σ_8 and to lower values of the age of the universe t_0 . These degeneracies have been already discussed in the literature (see e.g. [36]) and could be useful to estimate the effect of additional datasets on our result. The 3% determination of the Hubble constant from the analysis of [17] plays a key role in our analysis in shifting the constraints towards lower values of N_{eff} . If future

analyses will point towards lower values of the Hubble constant, this will make the standard 3 neutrino case more consistent with observations. If future observations will point towards values of the age of the universe significantly larger than 13 Gyrs, this will be against an extra dark radiation component, since it prefers $t_0 \sim 12.5\text{Gyrs}$. Clearly, adding cluster mass function data as presented in [37] and that points towards lower values of σ_8 renders the standard $N_{\text{eff}} = 3.046$ case more consistent with observations. A future and precise determination of σ_8 from clusters or Lyman- α surveys could be crucial in ruling out dark radiation.

B. Varying only the excess in the relativistic component N_{ν}^S and assuming 3 standard neutrinos.

In Table II we report the constraints considering only an excess N_{ν}^S in the number of relativistic degrees of freedom over a standard 3 neutrinos background.

As we can see for the results in the table, the evidence for an extra background is solid with $N_{\nu}^S = 1.46^{+0.76}_{-0.74}$ at 95% c.l. when only variations in the c_{vis}^2 component are considered, while the constraint is $N_{\nu}^S = 1.10^{+0.79}_{-0.72}$ when also variations in c_{eff}^2 are considered. Again, the data provide a good determination for c_{eff}^2 with $c_{\text{eff}}^2 = 0.24^{+0.08}_{-0.13}$ at 95% c.l., in marginal agreement at about 2σ with the standard $c_{\text{eff}}^2 = 1/3$ value. This lower value of c_{eff}^2 , also found in [19], could hint for a dark radiation component with a varying equation of state, ruling out a massless sterile neutrino. It will be certainly interesting to investigate if this signal remains in future analyses. No significant constraint is obtained on c_{vis}^2 .

In Figure 2 we show the degeneracy between the parameters N_{ν}^S , c_{eff}^2 , and c_{vis}^2 by plotting the 2D likelihood contours between them. As we can see a degeneracy is present between c_{eff}^2 and N_{ν}^S : models with lower values of N_{ν}^S are more compatible with $c_{\text{eff}}^2 = 0$ since the effect of c_{eff}^2 on the CMB spectrum is smaller. No apparent

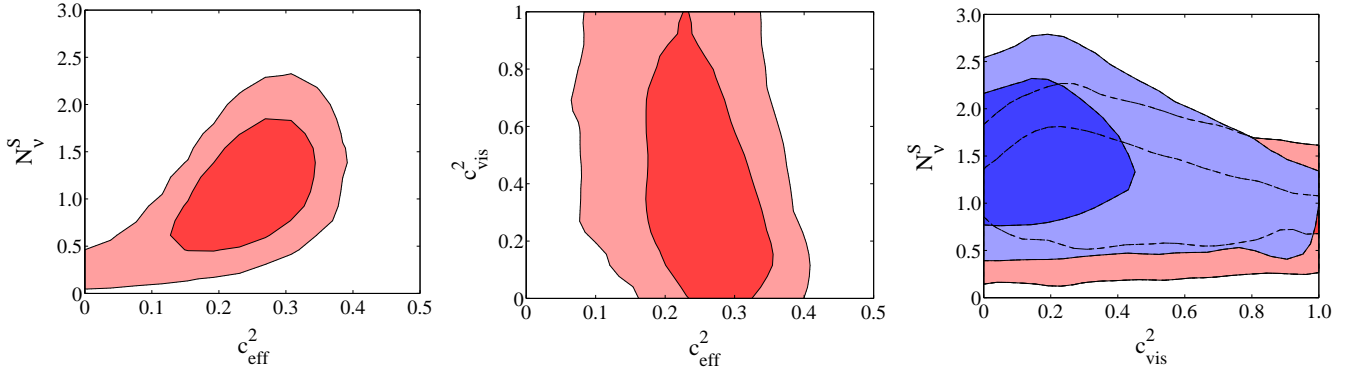


FIG. 2. 68% and 95% c.l. constraints for the degeneracy between neutrinos parameters. Red contours refer to model (A) in Table II, while blue contours show model (B).

Model :	varying $c_{\text{eff}}^2, c_{\text{vis}}^2$ (A)	$c_{\text{eff}}^2 = 1/3$, varying c_{vis}^2 (B)
$\Omega_b h^2$	0.02177 ± 0.00066	0.02262 ± 0.00049
$\Omega_c h^2$	0.135 ± 0.010	0.143 ± 0.010
τ	0.086 ± 0.013	0.084 ± 0.013
H_0	72.8 ± 2.1	73.7 ± 2.2
n_s	0.989 ± 0.014	0.978 ± 0.014
$\log(10^{10} A_s)$	3.178 ± 0.035	3.192 ± 0.035
A_{SZ}	< 1.6	< 1.4
$A_C [\mu K^2]$	< 15.0	< 15.0
$A_P [\mu K^2]$	< 24.8	< 24.8
N_ν^S	$1.10^{+0.19+0.79}_{-0.23-0.72}$	$1.46^{+0.21+0.76}_{-0.21-0.74}$
c_{eff}^2	$0.24^{+0.03+0.08}_{-0.02-0.13}$	$1/3$
c_{vis}^2	< 0.91	< 0.74
χ_{min}^2	7590.5	7592.0

TABLE II. MCMC estimation of the cosmological parameters considering an extra component N_ν^S and assuming a standard background of 3 relativistic neutrinos. The perturbation parameters refer to the extra component. Both 68% and 95% confidence levels for the neutrino parameters are reported. Upper bounds are at 95% c.l. .

degeneracy is present between c_{vis}^2 and the remaining parameters since c_{vis}^2 is weakly constrained by current data.

Since oscillation experiments have clearly established that neutrino are massive, it is interesting to perform a similar analysis but letting the 3 neutrino standard background with $c_{\text{eff}}^2 = c_{\text{vis}}^2 = 1/3$ to be massive, and varying the parameter $\sum m_\nu$ that consider the sum of masses of the 3 *active* neutrinos. The extra dark radiation component is assumed massless and we treat the perturbations in it as in the previous sections. In Table III we report the results of this analysis.

As we can see, when masses in the active neutrinos are considered, there is a slightly stronger evidence for the extra background with $N_\nu^S = 1.12^{+0.86}_{-0.74}$. This is can be explained by the degeneracy present between $\sum m_\nu$

$\Omega_b h^2$	0.02174 ± 0.00063
$\Omega_c h^2$	0.135 ± 0.011
τ	0.087 ± 0.014
H_0	72.7 ± 2.1
n_s	0.989 ± 0.015
$\log(10^{10} A_s)$	3.179 ± 0.036
A_{SZ}	< 1.6
$A_C [\mu K^2]$	< 15.9
$A_P [\mu K^2]$	< 26.1
$\sum m_\nu [\text{eV}]$	< 0.79
N_ν^S	$1.12^{+0.21+0.86}_{-0.26-0.74}$
c_{eff}^2	$0.241^{+0.03+0.09}_{-0.02-0.12}$
c_{vis}^2	< 0.92
χ_{min}^2	7590.7

TABLE III. MCMC estimation of the cosmological parameters considering $N_\nu = 3.04$ massive neutrinos. Values and 68% - 95% errors for the neutrino parameters are reported. Upper bounds are at 95% c.l. .

and N_ν^S , well known in the literature (see e.g. [13]) and clearly shown in Figure 3 where we report the 2D marginalized contours in the plane $\sum m_\nu - N_\nu^S$.

C. Profile likelihood analysis

Recently, in [38], a model-independent analysis for the extra relativistic degrees of freedom in cosmological data has been performed claiming no statistically significant evidence for it. This simple analysis consists in extracting the maximum likelihood value L as a function of N_{eff} over the parameter space sampled in the chains, with a bin width of 0.5 and constructing a profile likelihood ratio by considering $\ln(L_{N_{\text{eff}}}/L_{\text{max}})$ as a function of N_{eff} ; where L_{max} is the maximum likelihood in the entire chains.

Here we perform a similar analysis, using however a smaller bin width of 0.05 and considering the case where

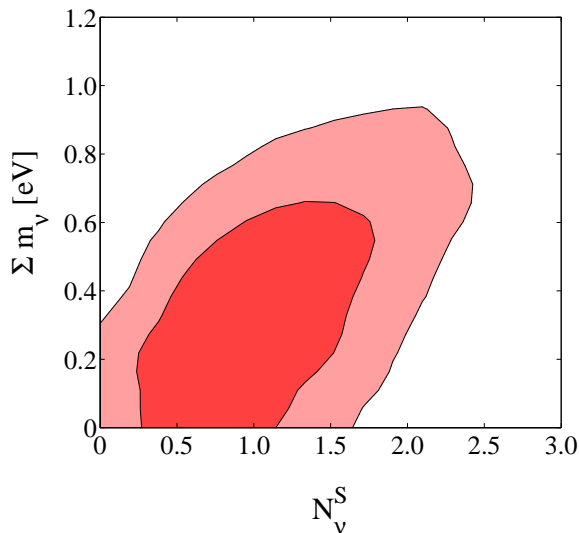


FIG. 3. Degeneracy in the plane $\Sigma m_\nu - N_\nu^S$ at 68% and 95% c.l. .

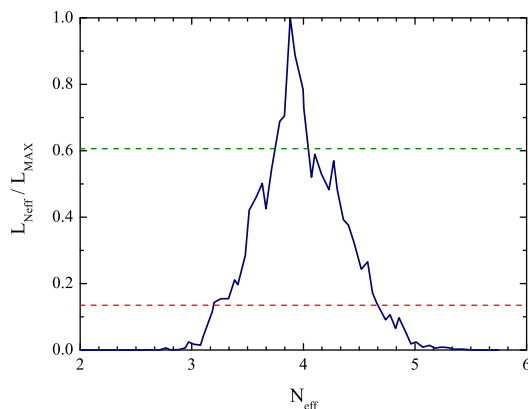


FIG. 4. Maximum Likelihood ratio $L_{N_{\text{eff}}}/L_{\text{MAX}}$ for N_{eff} . The dashed lines represent the 68% and 95% c.l. for a Gaussian likelihood ($L_{N_{\text{eff}}}/L_{\text{MAX}} = 0.6065$ and $L_{N_{\text{eff}}}/L_{\text{MAX}} = 0.135$) respectively.

the whole number of relativistic degrees of freedom N_{eff} is varied while $c_{\text{vis}}^2 = c_{\text{eff}}^2 = 1/3$. The resulting likelihood ratio $L_{N_{\text{eff}}}/L_{\text{MAX}}$, plotted in Figure 4, clearly indicates a preference for a dark radiation component finding that the best fit model has $N_{\text{eff}} = 3.88$ with a $\Delta\chi^2 = 14.56$

respect to the best fit model with $N_{\text{eff}} = 3.046$.

We should however point out that the ratio $L_{N_{\text{eff}}}/L_{\text{MAX}}$ presented in Figure 4 is rather noisy. Bayesian methods such as MCMC are indeed known to be inaccurate for this purpose (see for example the discussion in [41]). Other methods more appropriate for a frequentist analysis have been presented, for example, in [42].

IV. CONCLUSIONS

In this paper we performed a new search for Dark Radiation, parametrizing it with an effective number of relativistic degrees of freedom N_{eff} . We have shown that the cosmological data we considered are clearly suggesting the presence for an extra dark radiation component with $N_{\text{eff}} = 4.08^{+0.71}_{-0.68}$ at 95% c.l. . Performing an analysis on its effective sound speed c_{eff} and viscosity c_{vis} parameters, we found $c_{\text{eff}}^2 = 0.312 \pm 0.026$ and $c_{\text{vis}}^2 = 0.29^{+0.21}_{-0.16}$ at 95% c.l., consistent with the expectations of a relativistic free streaming component ($c_{\text{eff}}^2 = c_{\text{vis}}^2 = 1/3$). Assuming the presence of 3 standard relativistic neutrinos we constrain the extra dark radiation component with $N_\nu^S = 1.10^{+0.79}_{-0.72}$ and $c_{\text{eff}}^2 = 0.24^{+0.08}_{-0.13}$ at 95% c.l. while c_{vis}^2 is practically unconstrained. Assuming a mass in the 3 neutrino component we obtain further indications for the dark radiation component with $N_\nu^S = 1.12^{+0.86}_{-0.74}$ at 95% c.l. . From these results we conclude that Dark Radiation currently represents one of the most relevant anomaly for the Λ -CDM scenario.

When comparison is possible, our results are in good agreement with the most recent analysis presented in [19] that uses a different choice of datasets (for example, we don't consider matter fluctuations data from Lyman- α as in [19]) and an independent analysis method.

Dark Radiation will be severely constrained in the very near future by the Planck satellite data, where a precision on N_{eff} of about $\Delta N_{\text{eff}} \sim 0.2$ is expected (see e.g. [39] and [40]) only from CMB data.

V. ACKNOWLEDGMENTS

We thank Ryan Keisler for providing us with the likelihood code for the SPT data. We thank Luca Pagano for help. This work is supported by PRIN-INAF, "Astronomy probes fundamental physics". Support was given by the Italian Space Agency through the ASI contracts Euclid- IC (I/031/10/0).

-
- [1] E. Komatsu *et al.*, arXiv:1001.4538 [astro-ph.CO].
 - [2] J. Dunkley *et al.*, arXiv:1009.0866 [astro-ph.CO].
 - [3] C. L. Reichardt *et al.*, *Astrophys. J.* **694** (2009) 1200 [arXiv:0801.1491 [astro-ph]].
 - [4] R. Keisler *et al.*, arXiv:1105.3182 [astro-ph.CO].
 - [5] B. A. Reid *et al.*, *Mon. Not. Roy. Astron. Soc.* **404** (2010) 60 [arXiv:0907.1659 [astro-ph.CO]].

- [6] E. W. Kolb and M. S. Turner, *Front. Phys.* **69** (1990) 1.
- [7] G. Mangano, G. Miele, S. Pastor, T. Pinto, O. Pisanti, P. D. Serpico, *Nucl. Phys.* **B729** (2005) 221-234. [hep-ph/0506164].
- [8] R. Bowen, S. H. Hansen, A. Melchiorri, J. Silk and R. Trotta, *Mon. Not. Roy. Astron. Soc.* **334**, 760 (2002) [arXiv:astro-ph/0110636].

- [9] U. Seljak, A. Slosar, P. McDonald, JCAP **0610** (2006) 014. [astro-ph/0604335].
- [10] M. Cirelli and A. Strumia, JCAP **0612** (2006) 013 [arXiv:astro-ph/0607086].
- [11] G. Mangano, A. Melchiorri, O. Mena, G. Miele, A. Slosar, JCAP **0703** (2007) 006. [astro-ph/0612150].
- [12] K. Ichikawa, M. Kawasaki, F. Takahashi, JCAP **0705**, 007 (2007). [astro-ph/0611784].
- [13] J. Hamann, S. Hannestad, G. G. Raffelt, I. Tamborra, Y. Y. Y. Wong, Phys. Rev. Lett. **105** (2010) 181301. [arXiv:1006.5276 [hep-ph]].
- [14] E. Giusarma, M. Corsi, M. Archidiacono, R. de Putter, A. Melchiorri, O. Mena, S. Pandolfi, Phys. Rev. **D83** (2011) 115023. [arXiv:1102.4774 [astro-ph.CO]].
- [15] L. M. Krauss, C. Lunardini, C. Smith, [arXiv:1009.4666 [hep-ph]].
- [16] B. A. Reid, L. Verde, R. Jimenez, O. Mena, JCAP **1001**, 003 (2010). [arXiv:0910.0008 [astro-ph.CO]].
- [17] A. G. Riess, L. Macri, S. Casertano, H. Lampeitl, H. C. Ferguson, A. V. Filippenko, S. W. Jha, W. Li *et al.*, Astrophys. J. **730**, 119 (2011). [arXiv:1103.2976 [astro-ph.CO]].
- [18] Z. Hou, R. Keisler, L. Knox, M. Millea, C. Reichardt, [arXiv:1104.2333 [astro-ph.CO]].
- [19] T. L. Smith, S. Das and O. Zahn, arXiv:1105.3246 [astro-ph.CO].
- [20] G. Mangano, G. Miele, S. Pastor, T. Pinto, O. Pisanti, P. D. Serpico, Nucl. Phys. **B756** (2006) 100-116. [hep-ph/0607267].
- [21] A. Aguilar *et al.* [LSND Collaboration], Phys. Rev. D **64** (2001) 112007 [arXiv:hep-ex/0104049].
- [22] A. A. Aguilar-Arevalo *et al.* [The MiniBooNE Collaboration], Phys. Rev. Lett. **98** (2007) 231801 [arXiv:0704.1500 [hep-ex]]; A. A. Aguilar-Arevalo *et al.* [MiniBooNE Collaboration], Phys. Rev. Lett. **103** (2009) 111801 [arXiv:0904.1958 [hep-ex]].
- [23] S. Hannestad, A. Mirizzi, G. G. Raffelt and Y. Y. Y. Wong, JCAP **1008** (2010) 001 [arXiv:1004.0695 [astro-ph.CO]]; A. Melchiorri, O. Mena and A. Slosar, Phys. Rev. D **76** (2007) 041303 [arXiv:0705.2695 [astro-ph]]. K. Nakayama, F. Takahashi and T. T. Yanagida, Phys. Lett. B **697** (2011) 275 [arXiv:1010.5693 [hep-ph]].
- [24] T. L. Smith, E. Pierpaoli and M. Kamionkowski, Phys. Rev. Lett. **97** (2006) 021301 [arXiv:astro-ph/0603144].
- [25] W. Fischler, J. Meyers, Phys. Rev. **D83** (2011) 063520. [arXiv:1011.3501 [astro-ph.CO]]; K. Ichikawa, M. Kawasaki, K. Nakayama, M. Senami, F. Takahashi, "Increasing effective number of neutrinos by decaying particles," JCAP **0705** (2007) 008. [hep-ph/0703034 [HEP-PH]]; K. Nakayama, F. Takahashi, T. T. Yanagida, "A theory of extra radiation in the Universe," Phys. Lett. **B697**, 275-279 (2011). [arXiv:1010.5693 [hep-ph]].
- [26] P. Binetruy, C. Deffayet, U. Ellwanger and D. Langlois, Phys. Lett. B **477** (2000) 285 [arXiv:hep-th/9910219]; T. Shiromizu, K. i. Maeda and M. Sasaki, Phys. Rev. D **62** (2000) 024012 [arXiv:gr-qc/9910076]; V. V. Flambaum and E. V. Shuryak, Europhys. Lett. **74** (2006) 813 [arXiv:hep-th/0512038].
- [27] A. Hebecker and J. March-Russell, Nucl. Phys. B **608** (2001) 375 [arXiv:hep-ph/0103214].
- [28] E. Calabrese, D. Huterer, E. V. Linder, A. Melchiorri and L. Pagano, Phys. Rev. D **83**, 123504 (2011) [arXiv:1103.4132 [astro-ph.CO]]; J. S. Gagnon and J. Lesgourgues, JCAP **1109** (2011) 026 [arXiv:1107.1503 [astro-ph.CO]].
- [29] W. Hu, Astrophys. J. **506** (1998) 485-494. [astro-ph/9801234]; W. Hu, D. J. Eisenstein, M. Tegmark, M. J. White, Phys. Rev. **D59**, 023512 (1999). [astro-ph/9806362].
- [30] J. F. Beacom, N. F. Bell, S. Dodelson, Phys. Rev. Lett. **93** (2004) 121302. [astro-ph/0404585]; S. Hannestad, JCAP **0502** (2005) 011. [astro-ph/0411475]; A. Basboll, O. E. Bjaelde, S. Hannestad and G. G. Raffelt, Phys. Rev. D **79** (2009) 043512 [arXiv:0806.1735 [astro-ph]].
- [31] R. Trotta, A. Melchiorri, Phys. Rev. Lett. **95** (2005) 011305. [astro-ph/0412066].
- [32] A. Melchiorri, P. Serra, Phys. Rev. **D74**, 127301 (2006); F. De Bernardis, L. Pagano, P. Serra, A. Melchiorri, A. Cooray, JCAP **0806**, 013 (2008). [arXiv:0804.1925 [astro-ph]].
- [33] A. Lewis and S. Bridle, Phys. Rev. D **66**, 103511 (2002) (Available from <http://cosmologist.info>.)
- [34] A. G. Riess, L. Macri, S. Casertano, H. Lampeitl, H. C. Ferguson, A. V. Filippenko, S. W. Jha, W. Li *et al.*, Astrophys. J. **730** (2011) 119. [arXiv:1103.2976 [astro-ph.CO]].
- [35] H. Trac, P. Bode and J. P. Ostriker, Astrophys. J. **727** (2011) 94 [arXiv:1006.2828 [astro-ph.CO]].
- [36] F. de Bernardis, A. Melchiorri, L. Verde and R. Jimenez, JCAP **0803** (2008) 020 [arXiv:0707.4170 [astro-ph]].
- [37] A. Vikhlinin *et al.*, Astrophys. J. **692** (2009) 1060 [arXiv:0812.2720 [astro-ph]].
- [38] A. X. Gonzalez-Morales, R. Poltis, B. D. Sherwin and L. Verde, arXiv:1106.5052 [astro-ph.CO].
- [39] S. Galli, M. Martinelli, A. Melchiorri, L. Pagano, B. D. Sherwin, D. N. Spergel, Phys. Rev. **D82** (2010) 123504. [arXiv:1005.3808 [astro-ph.CO]].
- [40] M. Shimon, N. J. Miller, C. T. Kishimoto, C. J. Smith, G. M. Fuller, B. G. Keating, JCAP **1005** (2010) 037. [arXiv:1001.5088 [astro-ph.CO]].
- [41] Y. Akrami, P. Scott, J. Edsjo, J. Conrad and L. Bergstrom, JHEP **1004**, 057 (2010) [arXiv:0910.3950 [hep-ph]]; F. Feroz, K. Cranmer, M. Hobson, R. Ruiz de Austri and R. Trotta, JHEP **1106** (2011) 042 [arXiv:1101.3296 [hep-ph]].
- [42] S. Hannestad, JCAP **0305** (2003) 004 [astro-ph/0303076]; V. Barger, J. P. Kneller, H. - S. Lee, D. Marfatia and G. Steigman, Phys. Lett. B **566**, 8 (2003) [hep-ph/0305075]; P. Crotty, J. Lesgourgues and S. Pastor, Phys. Rev. D **67**, 123005 (2003) [astro-ph/0302337]; K. Ichikawa, M. Kawasaki and F. Takahashi, JCAP **0705**, 007 (2007) [astro-ph/0611784]; J. Hamann, arXiv:1110.4271 [astro-ph.CO].