

EXPLICIT TEICHMÜLLER CURVES WITH COMPLEMENTARY SERIES

CARLOS MATHEUS AND GABRIELA WEITZE-SCHMITHÜSEN

ABSTRACT. We construct an explicit family of arithmetic Teichmüller curves \mathcal{C}_{2k} , $k \in \mathbb{N}$, supporting $\mathrm{SL}(2, \mathbb{R})$ -invariant probabilities μ_{2k} such that the associated $\mathrm{SL}(2, \mathbb{R})$ -representation on $L^2(\mathcal{C}_{2k}, \mu_{2k})$ has complementary series for every $k \geq 3$. Actually, the size of the spectral gap along this family goes to zero. In particular, the Teichmüller geodesic flow restricted to these explicit arithmetic Teichmüller curves \mathcal{C}_{2k} has arbitrarily slow rate of exponential mixing.

1. INTRODUCTION

Let \mathcal{H}_g be the moduli space of unit area Abelian differentials on a genus $g \geq 1$ Riemann surface. This moduli space is naturally stratified by prescribing the list of orders of zeroes of Abelian differentials: more precisely,

$$\mathcal{H}_g = \bigcup_{\kappa=(k_1, \dots, k_\sigma)} \mathcal{H}(\kappa)$$

where $\mathcal{H}(\kappa)$ is the set of unit area Abelian differentials with zeroes of orders k_1, \dots, k_σ . Here, we have the constraint $\sum_{j=1}^{\sigma} k_j = 2g - 2$ coming from Poincaré-Hopf formula. The terminology “stratification” here is justified by the fact that $\mathcal{H}(\kappa)$ is the subset of unit area Abelian differentials of the complex orbifold of complex dimension $2g + \sigma - 1$ of Abelian differentials with list of orders of zeroes κ . See [13, 20, 21, 22] for further details.

In general, the strata $\mathcal{H}(\kappa)$ are not connected but the complete classification of their connected components was performed by M. Kontsevich and A. Zorich [11]. As a by-product of [11], we know that every stratum has 3 connected components at most (and they are distinguished by certain invariants).

The moduli space \mathcal{H}_g is endowed with a natural $\mathrm{SL}(2, \mathbb{R})$ -action such that the action of the diagonal subgroup $g_t := \mathrm{diag}(e^t, e^{-t})$ corresponds to the so-called Teichmüller geodesic flow (see e.g. [22]).

Date: October 29, 2018.

C.M. was partially supported by Balzan research project of J. Palis.

After the seminal works of H. Masur [13] and W. Veech [20], we know that any connected component \mathcal{C} of a stratum $\mathcal{H}(\kappa)$ carries a unique $\mathrm{SL}(2, \mathbb{R})$ -invariant probability measure $\mu_{\mathcal{C}}$ which is absolutely continuous with respect to the Lebesgue measure in local (period) coordinates. Furthermore, this measure is ergodic and mixing with respect to the Teichmüller flow g_t . In the literature, this measure is sometimes called *Masur-Veech measure*.

For Masur-Veech measures, A. Avila, S. Gouëzel and J.-C. Yoccoz [3] established that the Teichmüller flow is exponential mixing with respect to them. Also, using this exponential mixing result and M. Ratner's work [16] on the relationship between rates of mixing of geodesic flows and *spectral gap* property of $\mathrm{SL}(2, \mathbb{R})$ -representations, they were able to deduce that the $\mathrm{SL}(2, \mathbb{R})$ representation $L^2(\mathcal{C}, \mu_{\mathcal{C}})$ has spectral gap.

More recently, A. Avila and S. Gouëzel [2] were able to extend the previous exponential mixing and spectral gap results to general *affine* $\mathrm{SL}(2, \mathbb{R})$ -invariant measures.¹

Once we know that there is spectral gap for these representations, a natural question concerns the existence of *uniform* spectral gap. For Masur-Veech measures, this was informally conjectured by J.-C. Yoccoz (personal communication) in analogy with Selberg's conjecture [19]. On the other hand, as it was recently noticed by A. Avila, J.-C. Yoccoz and the first author during a conversation, one can use a recent work of J. Ellenberg and D. McReynolds [6] to produce $\mathrm{SL}(2, \mathbb{R})$ -invariant measures supported on the $\mathrm{SL}(2, \mathbb{R})$ -orbits of *arithmetic Teichmüller curves* (i.e., *square-tiled surfaces*) along the lines of Selberg's argument to construct non-congruence finite index subgroups Γ of $\mathrm{SL}(2, \mathbb{Z})$ with arbitrarily small spectral gap. We will outline this argument in Appendix A.

However, it is not easy to use the previous argument to exhibit *explicit* examples of arithmetic Teichmüller curves with arbitrarily small spectral gap. Indeed, as we're going to see in Appendix A, the basic idea to get arithmetic Teichmüller curves with arbitrarily small spectral gap is to appropriately choose a finite index subgroup $\Gamma_2(N)$ of the principal congruence subgroup Γ_2 of level 2 so that $\mathbb{H}/\Gamma_2(N)$ corresponds to N copies of \mathbb{H}/Γ_2 arranged *cyclically* in order to slow down the rate of mixing of the geodesic flow (since to go from the 0th copy to the $[N/2]$ th copy of \mathbb{H}/Γ_2 it takes a time $\sim N$). In this way, it is not hard to apply Ratner's work [16] to get a bound of the form $1 \lesssim N e^{-\sigma(N) \cdot N}$ where $\sigma(N)$ is the size of the spectral

¹By affine measure we mean that it is supported on a locally affine (on period coordinates) suborbifold and its density is locally constant in affine coordinates. Conjecturally, all $\mathrm{SL}(2, \mathbb{R})$ -invariant measures on \mathcal{H}_g are affine, and, as it turns out, this conjecture was recently proved by A. Eskin and M. Mirzakhani [7].

gap of $\mathbb{H}/\Gamma_2(N)$. Hence, we get that the size $\sigma(N)$ of the spectral gap decays as $\lesssim \ln(N)/N$ along the family $\mathbb{H}/\Gamma_2(N)$. Thus, we will be done once we can realize $\mathbb{H}/\Gamma_2(N)$ as an arithmetic Teichmüller curve, and, in fact, this is always the case by the work of J. Ellenberg and D. McReynolds [6]: the quotient \mathbb{H}/Γ can be realized by an arithmetic Teichmüller curve whenever Γ is a finite index subgroup of Γ_2 containing $\{\pm Id\}$ (such as $\Gamma_2(N)$). In principle, this could be made explicit, but one has to pay attention in two parts of the argument: firstly, one needs to derive explicit constants in Ratner’s work (which is a tedious but straightforward work of bookkeeping constants); secondly, one needs rework J. Ellenberg and D. McReynolds article to the situation at hand (i.e., trying to realize $\mathbb{H}/\Gamma_2(N)$ as an arithmetic Teichmüller curve). In particular, since the spectral gap decays slowly ($\lesssim \ln(N)/N$) along the family $\mathbb{H}/\Gamma_2(N)$ and the Ellenberg-McReynolds construction involves taking several branched coverings, even exhibiting a single arithmetic Teichmüller curve with complementary series demands a certain amount of effort.

In this note, we propose an alternative way of constructing arithmetic Teichmüller curves with arbitrarily small spectral gap. Firstly, instead of getting a small spectral gap from slow mixing of the geodesic flow, a sort of “dynamical-geometrical” estimate, we employ the so-called *Buser inequality* to get small spectral gap from the Cheeger constant, a more “geometrical” constant measuring the ratio between the length of separating multicurves and the area of the regions bounded by these multicurves on the arithmetic Teichmüller curve. As a by-product of this procedure, we will have a family $\Gamma_6(2k)$ of finite index subgroups of Γ_6 (the level 6 principal congruence subgroup) also obtained by a cyclic construction such that the size of the spectral gap of $\mathbb{H}/\Gamma_6(2k)$ decays as $\lesssim 1/k$ (where the implied constant can be computed effectively). Secondly, we combine some parts of Ellenberg-McReynolds methods [6] with the ones of the second author [17] to explicitly describe a family of arithmetic Teichmüller curves birational to a covering of $\mathbb{H}/\Gamma_6(2k)$ (that is, the *Veech group* of the underlying square-tiled surface is a subgroup $\Gamma_6(2k)$). As a by-product of this discussion, we show the following result:

Theorem 1.1. *Suppose that $k \geq 3$.*

- i) *For any origami whose Veech group Γ is a subgroup of $\pm\Gamma_6(2k)$, its Teichmüller curve exhibits complementary series and the spectral gap of the regular representation associated to \mathbb{H}/Γ is smaller than $1/k$.*
- ii) *The Veech group of the origami Z_k (defined in Definition 4.1) of genus $48k + 3$ and $192k$ squares is contained in $\pm\Gamma_6(2k)$. In particular, its Teichmüller curve \mathcal{C}_{2k} exhibits complementary series and*

this family of origamis gives an example that there is no uniform lower bound for the spectral gaps associated to Teichmüller curves.

We organise this note as follows. In Section 2, we present the cyclic construction leading to the family of finite index subgroups $\Gamma_6(2k)$, $k \in \mathbb{N}$, of Γ_6 . We show that the size of the spectral gap of $\mathbb{H}/\Gamma_6(2k)$ decays as $\lesssim 1/k$. In a nutshell, we consider the genus 1 curve \mathbb{H}/Γ_6 , cut along an appropriate closed geodesic, and glue cyclically $2k$ copies of \mathbb{H}/Γ_6 . This will produce the desired family $\mathbb{H}/\Gamma_6(2k)$ because the multicurves consisting of the two copies of our closed geodesic at the 0th and k th copies of \mathbb{H}/Γ_6 divide $\mathbb{H}/\Gamma_6(2k)$ into two parts of equal area, see Figure 3. Thus, since the area of $\mathbb{H}/\Gamma_6(2k)$ grows linearly with k while the length of the multicurves remains bounded, we'll see that the Cheeger constant decays as $\lesssim 1/k$, and, a fortiori, the size of the spectral gap decays as $\lesssim 1/k$ by Buser inequality. Proposition 2.8 and Remark 2.9 then show i) of Theorem 1.1. In Section 3, we describe an explicit family of square-tiled surfaces whose Veech group is $\mathrm{SL}(2, \mathbb{Z})$. Then, we give a condition that coverings of them have a Veech group which is contained in $\pm\Gamma_6(2k)$, i.e., its Teichmüller curve is birational to a covering of $\mathbb{H}/\Gamma_6(2k)$. These two sections can be read independently from each other. Finally, in the last section, we prove ii) of Theorem 1.1 by constructing explicit origamis which satisfy the given conditions. In particular, as our “smallest” example, we construct an origami with 576 squares whose Veech group is a subgroup of $\Gamma_6(6)$ and, *a fortiori*, whose Teichmüller curve exhibits complementary series (see Corollary 4.3).

A word on notation. During our discussion, sometimes we will need to shift our considerations from $\mathrm{SL}_2(\mathbb{Z})$ to $\mathrm{PSL}_2(\mathbb{Z}) = \mathrm{SL}_2(\mathbb{Z})/\{\pm\mathrm{Id}\}$ (and vice-versa). So, in order to avoid potential confusion, each time we have a subgroup Γ of $\mathrm{SL}_2(\mathbb{Z})$, we will denote by $\mathrm{P}\Gamma$ the image of Γ under the natural map $\mathrm{SL}_2(\mathbb{Z}) \rightarrow \mathrm{PSL}_2(\mathbb{Z})$.

A word on background. In the sequel, we will assume some familiarity with the notions of *origamis* (i.e., *square-tiled surfaces*), *Veech groups* and *affine diffeomorphisms*. The reader who wishes more information on these topics may consult e.g. the survey [10] of P. Hubert and T. Schmidt for a nice account on the subject. Note in particular that in this article the Veech group is a subgroup of $\mathrm{SL}_2(\mathbb{R})$ and we call its image in $\mathrm{PSL}_2(\mathbb{R})$ the *projective Veech group*. We denote both, the derivative map from the affine group to $\mathrm{SL}_2(\mathbb{R})$ and its composition with the projection to $\mathrm{PSL}_2(\mathbb{R})$, by D and call also the latter map *derivative map*.

2. SUBGROUPS $\mathrm{P}\Gamma_6(2k)$ OF $\mathrm{P}\Gamma_6$ WITH COMPLEMENTARY SERIES

Recall that $\mathrm{SL}_2(\mathbb{Z})$ is generated by T and L with

$$T = \begin{pmatrix} 1 & 1 \\ 0 & 1 \end{pmatrix} \text{ and } L = \begin{pmatrix} 1 & 0 \\ 1 & 1 \end{pmatrix}.$$

We will also denote their images in $\mathrm{PSL}_2(\mathbb{Z})$ by T and L . Recall furthermore that $\mathrm{P}\Gamma_2$, the image of the principal congruence² group Γ_2 of level 2 in $\mathrm{PSL}_2(\mathbb{Z})$, is generated by $x = T^2$ and $y = L^2$. Figure 1 below shows the Cayley graph of $\mathrm{P}\Gamma_2/\mathrm{P}\Gamma_6$ with respect to their images, where $\mathrm{P}\Gamma_6$ is the image of the principal congruence group Γ_6 of level 6 in $\mathrm{PSL}_2(\mathbb{Z})$. The Cayley graph is embedded into a genus 1 surface.

2.1. The group $\mathrm{P}\Gamma_6(2k)$. In this subsection we present one of our main actors, the group $\mathrm{P}\Gamma_6(2k)$, and another group (namely, $G_6(2k)$) closely related to it that will be crucial for our subsequent constructions. For this we give a closer look at the group $\mathrm{P}\Gamma_6$. As we mentioned above, the two elements

$$(2.1) \quad x = \begin{pmatrix} 1 & 2 \\ 0 & 1 \end{pmatrix} \text{ and } y = \begin{pmatrix} 1 & 0 \\ 2 & 1 \end{pmatrix}$$

generate $\mathrm{P}\Gamma_2$. They even freely generate it, i.e. $\mathrm{P}\Gamma_2 \cong F(x, y)$, the free group in the two generators x and y . Therefore the action of $\mathrm{P}\Gamma_2$ on the upper half plane as Fuchsian group is free and we may consider $\mathrm{P}\Gamma_2$ as well as the fundamental group of $\mathbb{H}/\mathrm{P}\Gamma_2$. Next, we note that the exact sequence:

$$1 \rightarrow \mathrm{P}\Gamma_6 \rightarrow \mathrm{PSL}_2(\mathbb{Z}) \rightarrow \mathrm{PSL}_2(\mathbb{Z}/6\mathbb{Z}) \cong \mathrm{PSL}_2(\mathbb{Z}/2\mathbb{Z}) \times \mathrm{PSL}_2(\mathbb{Z}/3\mathbb{Z}) \rightarrow 1$$

restricts to the exact sequence

$$(2.2) \quad 1 \rightarrow \mathrm{P}\Gamma_6 \rightarrow \mathrm{P}\Gamma_2 \rightarrow 1 \times \mathrm{PSL}_2(\mathbb{Z}/3\mathbb{Z}) \rightarrow 1$$

Thus $\mathrm{P}\Gamma_6$ is normal in $\mathrm{P}\Gamma_2$ of index 12 and the quotient is isomorphic to $\mathrm{PSL}_2(\mathbb{Z}/3\mathbb{Z})$.

²The *principal congruence subgroup* $\Gamma_N \subset \mathrm{SL}_2(\mathbb{Z})$ of level $N \in \mathbb{N}$ is the kernel of the homomorphism $\mathrm{SL}_2(\mathbb{Z}) \rightarrow \mathrm{SL}_2(\mathbb{Z}/N\mathbb{Z})$ given by reduction modulo N of entries. See e.g. [4] for more details on these important subgroups of $\mathrm{SL}_2(\mathbb{Z})$.

Remark 2.1. The following matrices are a system of coset representatives of PG_6 in PG_2 (compare Figure 1).

$$\begin{aligned} A_1 &= \text{id}, & A_2 &= x \equiv \begin{pmatrix} 1 & 2 \\ 0 & 1 \end{pmatrix}, & A_3 &= x^2 \equiv \begin{pmatrix} 1 & 4 \\ 0 & 1 \end{pmatrix}, \\ A_4 &= y^{-1}x \equiv \begin{pmatrix} 1 & 2 \\ 4 & 3 \end{pmatrix}, & A_5 &= y^{-1} \equiv \begin{pmatrix} 1 & 0 \\ 4 & 1 \end{pmatrix}, & A_6 &= y \equiv \begin{pmatrix} 1 & 0 \\ 2 & 1 \end{pmatrix}, \\ A_7 &= yx^{-1} \equiv \begin{pmatrix} 1 & 4 \\ 2 & 3 \end{pmatrix}, & A_8 &= y^{-1}x^{-1} \equiv \begin{pmatrix} 1 & 4 \\ 4 & 5 \end{pmatrix}, \\ A_9 &= yx \equiv \begin{pmatrix} 1 & 2 \\ 2 & 5 \end{pmatrix}, & A_{10} &= y^{-1}x^{-1}y \equiv \begin{pmatrix} 3 & 2 \\ 4 & 1 \end{pmatrix}, \\ A_{11} &= yxy^{-1} \equiv \begin{pmatrix} 3 & 2 \\ 4 & 5 \end{pmatrix}, & A_{12} &= yxy^{-1}x^{-1} \equiv \begin{pmatrix} 3 & 2 \\ 4 & 3 \end{pmatrix} \end{aligned}$$

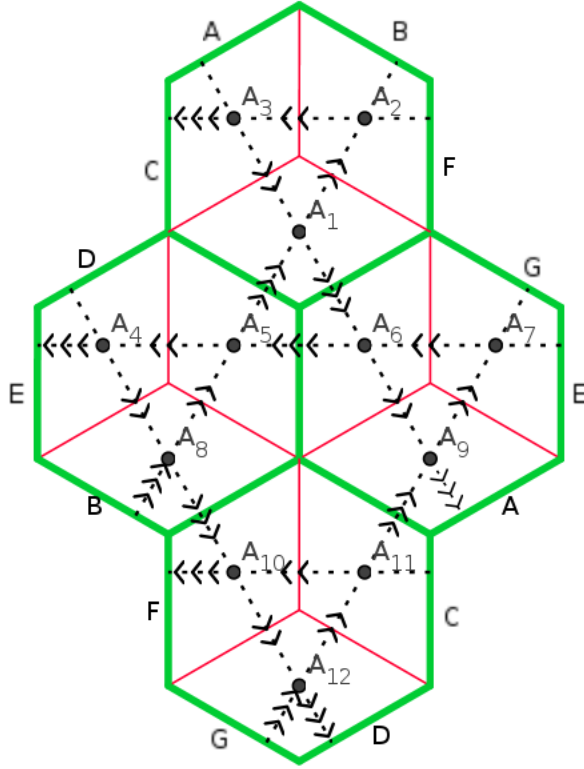


FIGURE 1. The Cayley graph of PG_2/PG_6 with respect to the generators T^2 and L^2 drawn on the surface \mathbb{H}/PG_2 . (Edges with same labels are glued.) Arrows with double marking denote multiplication with $x = T^2$, arrows with triple marking multiplication with $y = L^2$. The matrices A_1, \dots, A_{12} are given in Remark 2.1.

Recall that $\mathbb{H}/\mathrm{P}\Gamma_2$ has genus 0 and three cusps, and that one can choose a fundamental domain which is a hyperbolic geodesic quadrilateral with all four vertices on the boundary of \mathbb{H} and such that the edges are paired into neighbored edges which are identified (such a fundamental domain appears under the name \mathcal{F}_2 in Appendix A). Since $\mathrm{P}\Gamma_6$ is a subgroup of $\mathrm{P}\Gamma_2$ and $\mathrm{P}\Gamma_2$ acts freely, we obtain an unramified covering $\mathbb{H}/\mathrm{P}\Gamma_6 \rightarrow \mathbb{H}/\mathrm{P}\Gamma_2$ of degree 12. We have indicated this covering in Figure 1. The whole surface is $\mathbb{H}/\mathrm{P}\Gamma_6$. Edges labelled by the same letter are identified by $\mathrm{P}\Gamma_6$. All vertices are cusps (also the ones inside the polygon!). Altogether the surface has 12 cusps and its genus is 1. The tessellation into quadrilaterals shows the covering map onto $\mathbb{H}/\mathrm{P}\Gamma_2$. The thicker edges are all mapped to the same edge on $\mathbb{H}/\mathrm{P}\Gamma_2$ and the same holds for the thinner edges

Observe that the fundamental group of $\mathbb{H}/\mathrm{P}\Gamma_6$ is generated by the directed closed paths indicated in Figure 2 below, one for each edge (we call the closed path as well as the corresponding element in $\mathrm{P}\Gamma_2$ by the letter that is labelling the edge) and by positively oriented simple loops around the cusps, one for each vertex inside the polygon (which we denote by the same letter as the vertex). Altogether $\mathrm{P}\Gamma_6$ is generated by the elements A, \dots, G and the loops L_1, \dots, L_6 (see Lemma 2.4 for the exact definition of the loops) and it is isomorphic to the free group F_{13} .

Furthermore, notice that one nicely obtains the Cayley graph of $\mathrm{P}\Gamma_2/\mathrm{P}\Gamma_6$ embedded on $\mathbb{H}/\mathrm{P}\Gamma_2$, see Figure 1. It is the dual graph to the tessellated surface: each quadrilateral represents one vertex, i.e. one coset. Two vertices are connected by an edge if and only if they share a common edge. For simpler notations let us choose an orientation on the edges: each edge connects a vertex with all emanating edges of the same thickness with a vertex that is adjacent to edges of different thickness. Choose the orientation of an edge from the uni-thickness vertex to the mixed vertex. Crossing a thin edge from right to the left then corresponds to multiplication by x . Crossing a thick edge from left to the right corresponds to multiplication by y , compare Figure 1.

We now consider a cyclic cover of degree $2k$ of $\mathbb{H}/\mathrm{P}\Gamma_6$: we cut $\mathbb{H}/\mathrm{P}\Gamma_6$ along the simple closed path c_1 crossing the edge B indicated in Figure 2, take $2k$ copies of this slitted surface and reglue them in a cyclic order.³ See Figure 3 below for a schematic picture. The fundamental group of this covering will be the group $\mathrm{P}\Gamma_6(2k)$. We give a definition of this group using the monodromy of the covering.

³Here, we started with $\mathbb{H}/\mathrm{P}\Gamma_6$ instead of $\mathbb{H}/\mathrm{P}\Gamma_2$ because an efficient usage of Buser inequality (to detect complementary series for cyclic covers) depends on the fact that we can select a non-separating loop c_1 on our initial surface. Of course, such a choice of c_1 is possible on the genus 1 surface $\mathbb{H}/\mathrm{P}\Gamma_6$ but not on the genus 0 surface $\mathbb{H}/\mathrm{P}\Gamma_2$.

Definition 2.2. Let $m : \mathrm{PF}_6 \rightarrow \mathbb{Z}/(2k\mathbb{Z})$ be the group homomorphism defined by:

$$\begin{aligned} A &\mapsto 1, B \mapsto 0, C \mapsto 1, D \mapsto 1, E \mapsto 1, F \mapsto 0, G \mapsto 0, \\ L_i &\mapsto 0 \text{ for } i \in \{1, \dots, 6\} \end{aligned}$$

Define $\mathrm{PF}_6(2k)$ to be the kernel of m . In particular $\mathrm{PF}_6(2k)$ is a normal subgroup of index $2k$ in PF_6 and the quotient is the cyclic group $\mathbb{Z}/(2k\mathbb{Z})$. Denote its preimage in $\mathrm{SL}_2(\mathbb{Z})$ by $\pm\Gamma_6(2k)$.

Observe that the map m defined in Definition 2.2 assigns each element in the fundamental group of \mathbb{H}/PF_6 the oriented intersection number with the curve c_1 modulo $2k$.

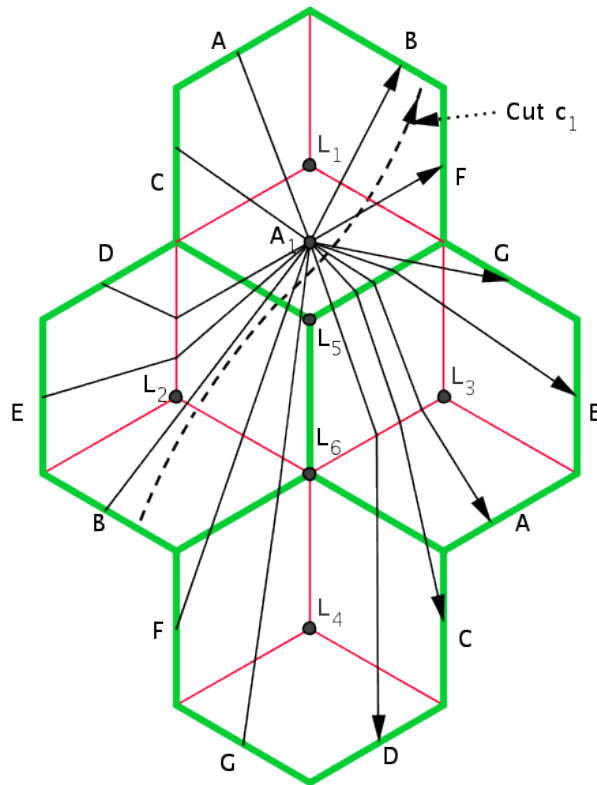


FIGURE 2. The generators A, \dots, G of $\pi_1(\mathbb{H}/\Gamma_6)$. Crossing a thin edge counter clockwise is multiplication by x ; crossing a thick edge clockwise is multiplication by y (compare explanation on p. 7).

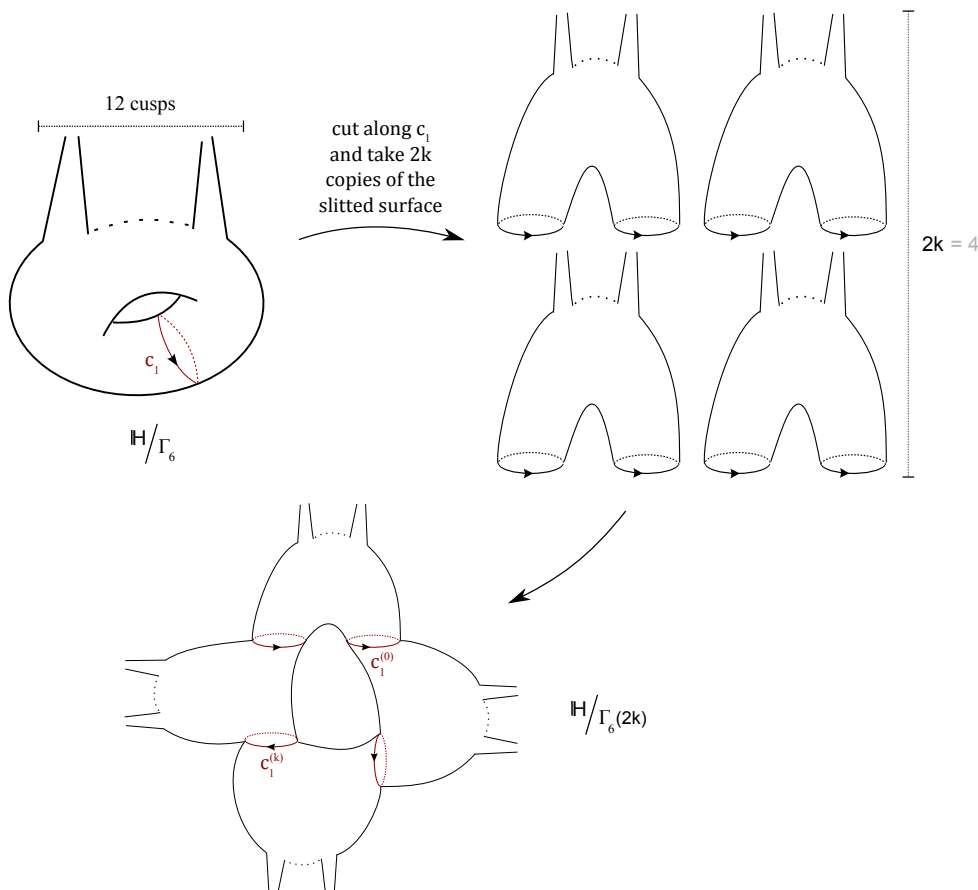


FIGURE 3. Schematic description of $\mathbb{H}/P\Gamma_6(2k)$

One of the main goals of this note is to obtain origamis whose Veech groups are contained in $P\Gamma_6(2k)$. However for the proof we will for technical reasons mainly work with another subgroup $G_6(2k)$ of $P\Gamma_6$ (which turns out to be the image of $P\Gamma_6(2k)$ under an isomorphism γ of $P\Gamma_6$) defined as follows.

Definition 2.3. Let $m_2 : P\Gamma_6 \rightarrow \mathbb{Z}/(2k\mathbb{Z})$ be the group homomorphism defined by:

$$A \mapsto 1, B \mapsto -1, C \mapsto 1, D \mapsto 1, E \mapsto 0, F \mapsto -1, G \mapsto -1, \\ L_i \mapsto 0 \text{ for } i \in \{1, \dots, 6\}$$

Define $G_6(2k)$ to be the kernel of m_2 . In particular $G_6(2k)$ is again a normal subgroup of index $2k$ in $P\Gamma_6$ and the quotient is the cyclic group $\mathbb{Z}/(2k\mathbb{Z})$.

One directly observes from Figure 4 below that m_2 gives the oriented intersection number modulo $2k$ with the simple closed curve c_2 crossing the edges D and G shown in the figure.

Lemma 2.4. *Let γ be the automorphism of $\text{P}\Gamma_2 \cong F_2$ defined by*

$$\gamma : x \mapsto y, \quad y \mapsto x^{-1}y$$

Then $G_6(2k) = \gamma(\text{P}\Gamma_6(2k))$.

Proof. First, observe that γ (considered as an automorphism of $\text{P}\Gamma_2$) restricts to an automorphism of $\text{P}\Gamma_6$. To see this, we write the generators of Γ_6 in terms of x and y . This can again be read off from Figure 2 (we do some choices for the loops L_1, \dots, L_6 here):

$$(2.3) \quad \begin{aligned} A &= yxyx, \quad B = xyxy, \quad C = yxy^{-2}x, \quad D = yxy^{-1}x^{-1}yx^{-1}y, \\ E &= yx^{-1}y^{-1}x^{-1}y, \quad F = xy^{-2}xy, \quad G = yx^{-1}yx^{-1}y^{-1}xy \\ L_1 &= x^3, \quad L_2 = y^{-1}x^3y, \quad L_3 = yx^3y^{-1}, \quad L_4 = y^{-1}x^{-1}yx^3y^{-1}xy, \\ L_5 &= y^{-3}, \quad L_6 = y^{-1}(x^{-1}y)^3y \end{aligned}$$

Now we apply $\gamma^{-1} : x \mapsto xy^{-1}, y \mapsto x$ to them and obtain:

$$\begin{aligned} \gamma^{-1}(A) &= x^2y^{-1}x^2y^{-1} = L_1A^{-1}L_3, \\ \gamma^{-1}(B) &= xy^{-1}x^2y^{-1}x = FL_4L_6L_5C, \\ \gamma^{-1}(C) &= x^2y^{-1}x^{-1}y^{-1} = L_1A^{-1}, \\ \gamma^{-1}(D) &= x^2y^{-1}x^{-1}y^2 = L_1A^{-1}L_5^{-1}, \\ \gamma^{-1}(E) &= yxy^{-2}y = BL_2^{-1}, \quad \gamma^{-1}(F) = xy^{-1}x^{-1}y^{-1}x = FL_6L_5C, \\ \gamma^{-1}(G) &= xy^2x^{-1}y^{-1}x = BL_6L_5C, \quad \gamma^{-1}(L_1) = (xy^{-1})^3 = FG^{-1}, \\ \gamma^{-1}(L_2) &= (y^{-1}x)^3 = D^{-1}C, \\ \gamma^{-1}(L_3) &= x(xy^{-1})^3x^{-1} = L_1A^{-1}L_3EL_2B^{-1} \\ \gamma^{-1}(L_4) &= x^{-1}y(xy^{-1})^3y^{-1}x = C^{-1}L_5^{-1}L_6^{-1}L_5C, \quad \gamma^{-1}(L_5) = x^{-3} = L_1^{-1} \\ \gamma^{-1}(L_6) &= x^{-1}y^3x = C^{-1}A \end{aligned}$$

Observe now that for each generator X we have $m(\gamma^{-1}(X)) = -m_2(X)$.

We thus obtain:

$$\begin{aligned} G_6(2k) &= \text{kernel}(m_2) = \text{kernel}(-m_2) = \text{kernel}(m \circ \gamma^{-1}) \\ &= \gamma(\text{kernel}(m)) = \gamma(\text{P}\Gamma_6(2k)). \end{aligned}$$

□

Remark 2.5. Alternatively, for the proof of Lemma 2.4 one could check that γ preserves loops, therefore induces a homeomorphism of the surface by the Dehn-Nielsen Theorem for punctured surfaces and that this one maps c_1 to c_2 .

For later usage, we want to further describe the action of $\text{P}\Gamma_2$ on the cosets of $G_6(2k)$ in $\text{P}\Gamma_2$. Denote in the following by $\mathcal{C}(H : U)$ the set of cosets $U \cdot h$ ($h \in H$) of a subgroup U in a group H . Firstly, we use

the system of coset representatives A_1, \dots, A_{12} of $\mathrm{P}\Gamma_6$ in $\mathrm{P}\Gamma_2$ defined in Remark 2.1. Secondly, for each A_i we define a drift j_i as follows:

$$\begin{aligned} j_1 = 0, j_2 = 0, j_3 = 0, j_4 = 0, j_5 = 0, j_6 = 0, \\ j_7 = 1, j_8 = 1, j_9 = 1, j_{10} = 1, j_{11} = 1, j_{12} = 1 \end{aligned}$$

Remark 2.6. We fix the following identification between $\mathcal{C}(\mathrm{P}\Gamma_2 : G_6(2k))$ and $\mathcal{C}(\mathrm{P}\Gamma_2 : \mathrm{P}\Gamma_6) \times \mathbb{Z}/(2k\mathbb{Z})$: For $A \in \mathrm{P}\Gamma_2$, write $A = A' \cdot A_i$ with A_i the coset representative of A from Remark 2.1, $A' \in \mathrm{P}\Gamma_6$ and define $\delta_A = m_2(A') + j_i$. Then we define the bijection:

$$\mathcal{C}(\mathrm{P}\Gamma_2 : G_6(2k)) \rightarrow \mathcal{C}(\mathrm{P}\Gamma_2 : \mathrm{P}\Gamma_6) \times \mathbb{Z}/(2k\mathbb{Z}), \quad G_6(2k) \cdot A \mapsto (\mathrm{P}\Gamma_6 \cdot A, \delta_A)$$

For easier notation, we will label the elements in $\mathcal{C}(\mathrm{P}\Gamma_2 : G_6(2k))$ by the corresponding pair in $\{1, \dots, 12\} \times \mathbb{Z}/(2k\mathbb{Z})$:

$$G_6(2k) \cdot A \mapsto (i, \delta_A) \text{ with } i \text{ the } i \text{ from the } A_i \text{ above and } \delta_A \text{ as above.}$$

Observe that the choice of the coset representatives A_1, \dots, A_{12} above corresponds to the choice of fixed paths on $\mathbb{H}/\mathrm{P}\Gamma_6$ between the midpoint of the quadrilateral corresponding to A_1 and the midpoint of the quadrilateral corresponding to the respective A_i , see Figure 4. The drift δ_A for some $A = A' \cdot A_i$ in $\mathrm{P}\Gamma_2$ is then the intersection number of the path corresponding to $A' \cdot A_i$ with c_2 . Crossing c_2 from left to right leads one copy higher in our $2k$ copies.

In particular, we get the following proposition:

Proposition 2.7. *Identify by Remark 2.6 the set of cosets $\mathcal{C}(\mathrm{P}\Gamma_2 : G_6(2k))$ with $\{1, \dots, 12\} \times \mathbb{Z}/(2k\mathbb{Z})$. The action of $\mathrm{P}\Gamma_2$ on $\mathcal{C}(\mathrm{P}\Gamma_2 : G_6(2k))$ by right multiplication is then given by the permutations:*

$$\begin{aligned} x : & ((1, j) (2, j) (3, j)) \circ ((4, j) (8, j+1) (5, j+1)) \circ \\ & ((6, j) (9, j+1) (7, j+1)) \circ ((10, j) (12, j) (11, j)) \\ y : & ((1, j) (6, j) (5, j+1)) \circ ((2, j) (8, j) (10, j)) \circ \\ & ((3, j) (11, j) (9, j)) \circ ((4, j) (7, j+1) (12, j)) \end{aligned}$$

Proof. Using the comment in the paragraph before the proposition, this can be read off easily from Figure 4. \square

2.2. Size of the spectral gap of $\mathbb{H}/\mathrm{P}\Gamma_6(2k)$. In the sequel, we want to estimate $\lambda_{2k} := \lambda_1(\mathbb{H}/\mathrm{P}\Gamma_6(2k))$ the first eigenvalue of the Laplacian on the hyperbolic surface $\mathbb{H}/\mathrm{P}\Gamma_6(2k)$. In order to do so, we recall the Buser inequality (see Buser [5] and Lubotzky [12, p. 44]):

$$(2.4) \quad \sqrt{10\lambda_{2k} + 1} \leq 10h_{2k} + 1$$

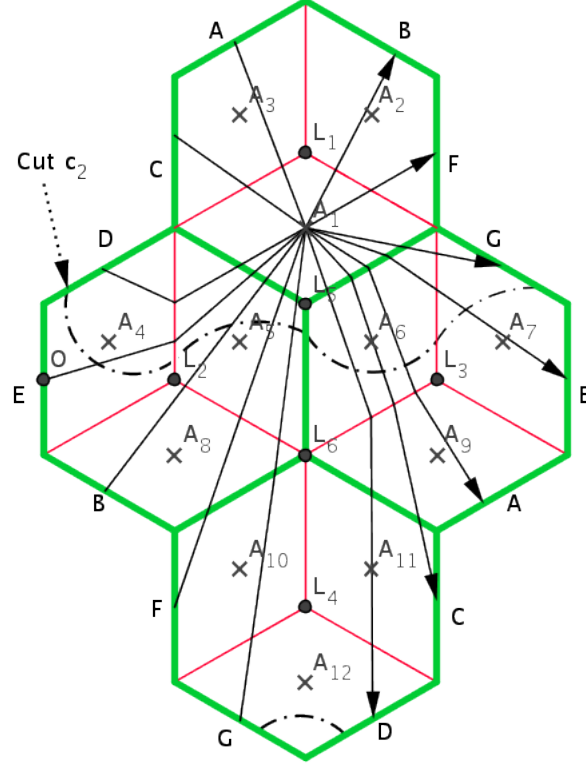


FIGURE 4. The second cut on the surface $\mathbb{H}/\mathrm{P}\Gamma_6$. Preimages of the base point of $\mathbb{H}/\mathrm{P}\Gamma_2$ are indicated by little crosses. Crossing a thin edge counter clockwise is multiplication by x ; crossing a thick edge clockwise is multiplication by y (compare explanation on p. 7).

where

$$h_{2k} := \min_{\substack{\gamma \text{ multicurve of } \mathbb{H}/\mathrm{P}\Gamma_6(2k) \\ \text{separating it into} \\ \text{two connected components } A \text{ and } B}} \frac{\ell(\gamma)}{\min\{\mathrm{area}(A), \mathrm{area}(B)\}}.$$

For the case at hand, we apply Buser's inequality with the multicurve obtained by the disjoint union of two copies $c_1^{(0)}$ and $c_1^{(k)}$ of c_1 on the 0th and k th copies of \mathbb{H}/Γ_6 inside $\mathbb{H}/\mathrm{P}\Gamma_6(2k)$, see Figure 3. Here, we recall that c_1 is the simple closed geodesic of \mathbb{H}/Γ_6 in Figure 2 connecting the "B-sides" indicated in the picture, that is, c_1 is the simple closed geodesic along which we cut \mathbb{H}/Γ_6 , take several copies of the outcome of this, and reglue them cyclically (see Definition 2.2). In this way, by definition, we

have that

$$(2.5) \quad h_{2k} \leq \frac{2\ell(c_1)}{k \cdot \text{area}(\mathbb{H}/\Gamma_6)}$$

On the other hand, one can check that the hyperbolic matrix in $\text{P}\Gamma_6$ associated to c_1 is $\rho(c_1) = \begin{pmatrix} 29 & 12 \\ 12 & 5 \end{pmatrix}$, so that $\ell(c_1) = 2 \arccosh\left(\frac{|\text{tr}\rho(c_1)|}{2}\right) = 2 \arccosh(17)$. Combining this with the fact $\text{area}(\mathbb{H}/\Gamma_6) = 24\pi$, we can conclude from (2.4) and (2.5) that

$$\sqrt{10\lambda_{2k} + 1} \leq \frac{10 \cdot 2 \cdot 2 \arccosh(17)}{k \cdot 24\pi} + 1,$$

i.e.,

$$\lambda_{2k} \leq \frac{10 \cdot \arccosh(17)^2}{9\pi^2(2k)^2} + \frac{2 \cdot \arccosh(17)}{3\pi(2k)}.$$

Since $\arccosh(17) < 3.5255$, we get, for every $k \geq 3$,

$$(2.6) \quad \lambda_{2k} \leq \left(\frac{10 \cdot (3.5255)^2}{9\pi^2(2k)} + \frac{2 \cdot (3.5255)}{3\pi} \right) \cdot \frac{1}{2k} < \frac{1}{2k} \leq \frac{1}{6} < \frac{1}{4}$$

Next, denoting by $\lambda(\Gamma)$ the first eigenvalue of the Laplacian on a finite area hyperbolic surface \mathbb{H}/Γ , we note that $\lambda(\Gamma) \leq \lambda(\Gamma')$ whenever Γ is a finite index subgroup of Γ' , that is, the first eigenvalue of the Laplacian of a finite area hyperbolic surface can't increase under finite covers.

Finally, we recall that the presence of complementary series on the regular representation of $SL(2, \mathbb{R})$ on $L^2(\mathbb{H}/\Gamma)$ is equivalent to the fact that $\lambda(\Gamma) < 1/4$ (see [16] and references therein for more details).

In other words, by putting these facts together, we proved the following result:

Proposition 2.8. *Let Γ a finite index subgroup of $\text{P}\Gamma_6(2k)$. If $k \geq 2$, then the regular representation of $SL(2, \mathbb{R})$ on $L^2(\mathbb{H}/\Gamma)$ exhibits complementary series.*

Remark 2.9. In fact, since the size of the spectral gap $\sigma(\Gamma)$ of the regular representation associated to \mathbb{H}/Γ relates to the first eigenvalue $\lambda(\Gamma)$ through the equation

$$\sigma(\Gamma) = 1 - \sqrt{1 - 4\lambda(\Gamma)}$$

whenever Γ has complementary series (see [16]), we see that the spectral gap $\sigma(\Gamma)$ for Γ a finite index subgroup of $\text{P}\Gamma_6(2k)$ obeys the following inequality

$$\sigma(\Gamma) \leq \sigma(\text{P}\Gamma_6(2k)) \leq \frac{2\lambda_{2k}}{\sqrt{1 - 4\lambda_{2k}}} \leq 2\sqrt{3}\lambda_{2k} < \frac{\sqrt{3}}{k}$$

for all $k \geq 3$. Here, we used that, from (2.6), one has $1/\sqrt{1-4\lambda_{2k}} \leq \sqrt{3}$ and $\lambda_{2k} \leq 1/(2k)$ when $k \geq 3$.

Remark 2.10. It follows from Selberg's 3/16 Theorem [19] and the estimate (2.6) above that, for each $k \geq 3$, $\mathrm{PG}_6(2k)$ is *not* a congruence subgroup of $SL(2, \mathbb{Z})$, i.e., there is no $N \in \mathbb{N}$ such that $\mathrm{PG}_6(2k)$ contains the principal congruence group Γ_N of level N (consisting of all matrices of $SL(2, \mathbb{Z})$ which are the identity modulo N). Indeed, if $\Gamma_N \subset \mathrm{PG}_6(2k)$ for some N , we would have $\lambda(\Gamma_N) \leq \lambda_{2k} \leq 1/6$, a contradiction with Selberg's 3/16 Theorem (saying that $\lambda(\Gamma_N) \geq 3/16$ for all $N \in \mathbb{N}$).

3. SQUARE-TILED SURFACES WITH VEECH GROUP INSIDE $\pm\Gamma_6(2k)$

In this section we describe a construction to obtain translation surfaces whose Veech groups are subgroups of $\pm\Gamma_6(2k)$ ($k \in \mathbb{N}$), see Definition 2.2. We will use very special translation surfaces, called *origamis* or *square-tiled surfaces*. Recall that an origami is a finite covering $p : X \rightarrow E$ from a closed surface X to the torus $E = \mathbb{C}/(\mathbb{Z} \oplus \mathbb{Z}i)$ which is ramified at most over the point $\infty = (0, 0)$ on E , see e.g. [18]. We may pull back the natural Euclidean translation structure on $E = \mathbb{C}/(\mathbb{Z} \oplus \mathbb{Z}i)$ to X and obtain a translation surface with cone points singularities which is tiled by d squares, where d is the degree of the covering $p : X \rightarrow E$. Origamis can equivalently be defined to be translation surfaces obtained from gluing finitely many copies of the Euclidean unit square along their edges by translations. We can present an origami by a pair of transitive permutations σ_a (horizontal gluings) and σ_b (vertical gluings) in the symmetric group S_d well defined up to simultaneous conjugation. Figure 5 shows e.g. the origami $E[2]$ which is an origami of degree 4. Indeed, as a translation surface it is isomorphic to $\mathbb{C}/(2\mathbb{Z} \oplus 2\mathbb{Z}i)$ and the multiplication by 2 is the corresponding covering $[\cdot 2] : E[2] \rightarrow E$ of degree 4 to the torus. It can be described by the pair of permutations $\sigma_a = (1, 2)(3, 4)$ and $\sigma_b = (1, 3)(2, 4)$.

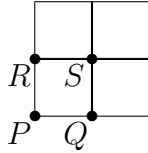


FIGURE 5. The trivial 2×2 - origami $E[2]$: opposite edges are glued by translations.

For an origami $p : X \rightarrow E$ we will always consider X endowed with the lifted translation structure. We denote by $\mathrm{Aff}(X)$ the group of orientation preserving affine homeomorphisms of X and by $\Gamma(X)$ the Veech group of X , i.e. the image of the derivative map $D : \mathrm{Aff}(X) \rightarrow \mathrm{SL}_2(\mathbb{R})$. Observe

that the *Veech group of an origami* as considered in [18] consists only of the derivatives of those affine homeomorphisms that preserve the fibre of the point ∞ . However, if the derived vectors of the saddle connections on X span the lattice $\mathbb{Z} \oplus \mathbb{Z}i$, this is indeed the full Veech group, see e.g. [9, Lemma 2.3]. We will furthermore frequently use that in this case each affine homeomorphism of X descends via the covering map p to E . If p factors through $[\cdot 2]$, i.e. there is a covering $p' : O \rightarrow E[2]$ such that $p = [\cdot 2] \circ p'$, then the same holds for p' and $E[2]$, see e.g. [18, Prop. 2.6].

Following the notation in [8] we denote for a covering $h : X \rightarrow Y$ of translation surfaces

$$\begin{aligned} \text{Aff}_h(X) &= \{f \in \text{Aff}(X) \mid f \text{ descends via } h \text{ to } Y\} \text{ and} \\ \text{Aff}^h(Y) &= \{f \in \text{Aff}(Y) \mid f \text{ lifts via } h \text{ to some homeomorphism of } X\}. \end{aligned}$$

Recall finally that the Veech group of the torus $E = \mathbb{C}/(\mathbb{Z} \oplus \mathbb{Z}i)$ itself is the group $\text{SL}_2(\mathbb{Z})$: An affine homeomorphism

$$\mathbb{C} \rightarrow \mathbb{C}, \quad \begin{pmatrix} x \\ y \end{pmatrix} \mapsto A \cdot \begin{pmatrix} x \\ y \end{pmatrix} + b$$

of the universal covering \mathbb{C} descends to an affine homeomorphism f of E , if and only if A is in $\text{SL}_2(\mathbb{Z})$. If we require in addition that f fixes the point $\infty = (0, 0)$ on E , then we obtain for each $A \in \text{SL}_2(\mathbb{Z})$ a unique affine homeomorphism on E with derivative A . Thus $D : \text{Aff}(E) \rightarrow \text{SL}_2(\mathbb{R})$ restricts to an isomorphism

$$\text{Aff}_0(E) = \{f \in \text{Aff}(E) \mid f(0, 0) = (0, 0)\} \cong \text{SL}_2(\mathbb{Z}).$$

In the following construction we start with the torus $E[2] = \mathbb{C}/(2\mathbb{Z} \oplus 2\mathbb{Z}i)$ (see Figure 5). We fix the four points $P = \infty = (0, 0)$, $Q = (1, 0)$, $S = (0, 1)$ and $R = (1, 1)$ on $E[2]$. Then the derivative map $D : \text{Aff}(E[2]) \rightarrow \text{SL}_2(\mathbb{R})$ further restricts to an isomorphism

$$\begin{aligned} \text{Aff}_1(E[2]) &= \{f \in \text{Aff}(E[2]) \mid f(P) = P, f(Q) = Q \text{ and } f(R) = R\} \\ &= \{f \in \text{Aff}(E[2]) \mid f(P) = P, f(Q) = Q \text{ and } f(S) = S\} \\ &\cong \Gamma_2. \end{aligned}$$

We will now construct origamis with Veech group $\Gamma = \pm\Gamma_6(2k)$ proceeding in the following two main steps. In the first step, following the ideas from part of [6], we construct a covering $\tilde{q} : Y \rightarrow E[2]$ with the following properties:

- A) \tilde{q} is ramified precisely over $P = (0, 0)$, $Q = (1, 0)$ and $S = (1, 1)$.
- B) The degree of the covering is equal to the index $[\Gamma_2 : \Gamma]$.
- C) All affine homeomorphisms in $\text{Aff}_1(E[2])$ have some lift in $\text{Aff}(Y)$ via \tilde{q} . Denote by $(\text{Aff}_1)_{\tilde{q}}(Y)$ the group of those lifts. In particular, $D((\text{Aff}_1)_{\tilde{q}}(Y))$ is equal to Γ_2 .

- D) There is a bijection θ between the fibre $\tilde{q}^{-1}(R)$ of R and the set of left cosets Γ_2/Γ . Furthermore $\theta : \tilde{q}^{-1}(R) \rightarrow \Gamma_2/\Gamma$ is equivariant with respect to $D : (\text{Aff}_1)_{\tilde{q}}(Y) \rightarrow \Gamma_2$. Here $(\text{Aff}_1)_{\tilde{q}}(Y)$ acts naturally on the fibre $\tilde{q}^{-1}(R)$ and Γ_2 acts on the set of left cosets Γ_2/Γ by multiplication from the left. I.e.

$$\forall f \in (\text{Aff}_1)_{\tilde{q}}(Y) : (\cdot D(f)) \circ \theta = \theta \circ f,$$

where $(\cdot D(f))$ denotes the multiplication with $D(f)$ from the left.

Let R_{id} be the point in the fibre of R with $\theta(R_{\text{id}}) = \text{id} \cdot \Gamma$.

In the second step, we obtain the desired origami following the construction in [17, Chap. 5] by choosing a covering $r : Z \rightarrow Y$ with a suitable ramification behaviour. For example, we choose the covering in such a way that $\tilde{q} \circ r$ is ramified differently above P, Q and S . Furthermore r is ramified above R_{id} differently than above all other points in $\tilde{q}^{-1}(R)$. Thus if $f \in \text{Aff}(Z)$ descends via r to $\bar{f} \in \text{Aff}(Y)$, then \bar{f} is in $(\text{Aff}_1)_{\tilde{q}}(Y)$ and must fix R_{id} . By the property D) that we required for \tilde{q} , the second condition means that left multiplication with $D(\bar{f})$ fixes the coset of the identity. Thus $D(f) = D(\bar{f})$ is in Γ .

It follows from the last paragraph that if each affine homeomorphism of Z descends to Y , then we are done. To achieve this is a technical difficulty, we have to take extra care of. This is where we need that our group Γ is the group $\pm\Gamma_6(2k)$. We study the action of $\text{Aff}(Y)$ on $\tilde{q}^{-1}(\{P, Q, R, S\}) \subset Y$. The Veech group of Y turns out to be the full group $\text{SL}_2(\mathbb{Z})$ (see Proposition 3.9). We find a partition of $\tilde{q}^{-1}(\{P, Q, R, S\})$, such that if r is ramified differently above different classes in the partition, then all affine homeomorphisms descend and we are done. Proposition 3.10 does this job.

3.1. The Ellenberg/McReynolds construction. In this paragraph we explain how one obtains a covering \tilde{q} with the properties A) - D) as above. For this part we just need that the group Γ is a subgroup of Γ_2 containing $-I$. As stated above we follow part of the proofs in [6], which gives us this beautiful construction. We briefly describe the geometric interpretation behind it and how this leads to what we want. In Section 3.2 and Section 3.3, we will explicitly define the origami Y (see Definition 3.4) and show that it has all properties which we need. Hence the following paragraph is just for giving a motivation how we obtained the surfaces Y , but not necessary for the logic of our proofs.

It seems natural to describe the construction in terms of *fibre products* also called *pullbacks*. They are more commonly used in the context of Algebraic geometry. But recall that we may also take fibre products of topological spaces (see e.g. [1, 11.8, 11.12(2)]). Our topological spaces here will be punctured closed Riemann surfaces, i.e. closed Riemann surfaces

with finitely many points removed, thus we notate them in the following by B^* , X^* , X_1^* and X_2^* . For two continuous maps $p_1 : X_1^* \rightarrow B^*$ and $p_2 : X_2^* \rightarrow B^*$ the fibre product is the topological space

$$X^* = \{(a, b) \in X_1^* \times X_2^* \mid p_1(a) = p_2(b)\}$$

endowed with the subspace topology together with the two maps $q_1 : X^* \rightarrow X_1^*$ and $q_2 : X^* \rightarrow X_2^*$ which are just the projections. Thus we have a commutative diagram:

$$\begin{array}{ccc} X^* & \xrightarrow{q_1} & X_1^* \\ q_2 \downarrow & \square & \downarrow p_1 \\ X_2^* & \xrightarrow{p_2} & B^* \end{array}$$

The square in the middle denotes that this is a fibre product. The fibre product has a nice universal property (which is actually used to define it for general categories, see e.g. [1, 11.8]), but we do not further need it here. We will just need the following properties:

- F1) If p_2 is an embedding, then q_1 is one as well, and X^* is the preimage of X_2^* via p_1 .
- F2) If p_1 and p_2 are unramified coverings of punctured closed Riemann surfaces, then q_1 and q_2 are also unramified coverings of punctured closed Riemann surfaces. X^* does not have to be connected, even if X_1^* and X_2^* are. See e.g. [15, 1.2] for an explicit definition of the fibre product in the case of unramified (not necessarily connected) coverings and an explicit calculation of the monodromies of the coverings q_1 and q_2 in terms of the monodromies of p_1 and p_2 .
- F3) If, in addition to the conditions in F2), X^* is connected, then we can as well describe the fibre product X^* by its fundamental group. More precisely, the fundamental groups of X_1^* , X_2^* and X^* then embed via the coverings into $\pi_1(B^*)$ and $\pi_1(X^*) = \pi_1(X_1^*) \cap \pi_1(X_2^*)$. This can be seen e.g. from Theorem B in [15] (in this case $m_f \times m_g$ acts transitively).
- F4) Suppose now that p_1 is a covering as before and p_2 is an embedding of punctured closed surfaces. Then the map $(p_2)_* : \pi_1(X_2^*) \rightarrow \pi_1(B^*)$ induced by p_2 between fundamental groups is a surjection, whereas $\pi_1(X_1^*)$ embeds into $\pi_1(B^*)$ via $(p_1)_*$. The map q_2 is an unramified covering and we have:

$$\pi_1(X^*) = (p_2)_*^{-1}(\pi_1(X_1^*)) \subseteq \pi_1(X_2^*)$$

In the following we use the degree 2 covering $h : E[2] \rightarrow \mathbb{P}^1(\mathbb{C})$ defined as the quotient by the affine involution ι on $E[2]$ with derivative $-I$ and fixed points P, Q, R and S . The covering is ramified at P, Q, R and S and

we may choose the isomorphism $E[2]/\iota \cong \mathbb{P}^1(\mathbb{C})$ in such a way that their images are $0, 1, \infty$ and $\lambda = -1$. This leads to an unramified covering

$$h : E[2]^* = E[2] \setminus \{P, Q, R, S\} \rightarrow \overset{\cdots}{\mathbb{P}}^1 = \mathbb{P}^1 \setminus \{0, 1, \infty, \lambda\}.$$

We furthermore use the utile coincidence that we have:

$$\overset{\cdots}{\mathbb{P}}^1 = \mathbb{P}^1(\mathbb{C}) \setminus \{0, 1, \infty\} \cong \mathbb{H}/\mathrm{P}\Gamma(2) \cong \mathbb{H}/\Gamma_2.$$

Thus the embedding $\Gamma \hookrightarrow \Gamma_2$ defines an unramified covering

$$\beta : \hat{Y}^* = \mathbb{H}/\Gamma \rightarrow \overset{\cdots}{\mathbb{P}}^1.$$

We now remove the additional point $\lambda = -1$ on $\overset{\cdots}{\mathbb{P}}^1$, consider the embedding $i : \overset{\cdots}{\mathbb{P}}^1 \hookrightarrow \overset{\cdots}{\mathbb{P}}^1$ and define $\hat{Y}^{**} = \hat{Y}^* \setminus \beta^{-1}(\lambda) = \beta^{-1}(\overset{\cdots}{\mathbb{P}}^1)$. We then take the fibre product Y^* of $\beta : \hat{Y}^{**} \rightarrow \overset{\cdots}{\mathbb{P}}^1$ and $h : E[2]^* \rightarrow \overset{\cdots}{\mathbb{P}}^1$ and define \tilde{q} to be the projection $Y^* \rightarrow E[2]^*$. Hence we have the following commutative diagram:

$$(3.1) \quad \begin{array}{ccccc} Y^* & \longrightarrow & \hat{Y}^{**} & \hookrightarrow & \hat{Y}^* \\ \downarrow \tilde{q} & & \downarrow \beta & & \downarrow \beta \\ E[2]^* & \xrightarrow{h} & \overset{\cdots}{\mathbb{P}}^1 & \hookrightarrow & \overset{\cdots}{\mathbb{P}}^1 \\ & & \downarrow i & & \\ & & \overset{\cdots}{\mathbb{P}}^1 & & \end{array}$$

The construction in (3.1) was already used in [14] in order to construct origamis from dessins d'enfants. With the help of this it was deduced that the absolute Galois group $\mathrm{Gal}(\overline{\mathbb{Q}}/\mathbb{Q})$ acts transitively on origami curves from the fact that it does it on dessins d'enfants. In [15, Theorem 3] the monodromies of the coverings are explicitly calculated. In particular, one directly sees from the monodromy of \tilde{q} in the proof of Theorem 3 on p.52 (\tilde{q} is called π there, its monodromy is m_π , the pair (σ_x, σ_y) describes the monodromy of β , d is the degree of β) that the monodromy of \tilde{q} acts transitively on $\{1, \dots, d\}$, since \hat{Y}^* is connected. Thus also Y^* is connected.

We now obtain the fundamental group of Y^* as follows: Following the notations in [6, Lemma 3.2 and Prop. 3.1] denote

$$\Delta = \Gamma = \pi_1(\overset{\cdots}{\mathbb{P}}^1).$$

The last equality means that we have identified these two groups by a fixed isomorphism. From F4) and F3) we see:

$$\begin{aligned} \pi_1(\hat{Y}^{**}) &= (i)_*^{-1}(\pi_1(\hat{Y}^*)) =: G(\Delta) \text{ and} \\ \pi_1(Y^*) &= G(\Delta) \cap \pi_1(E[2]^*) =: G(\Delta)_0. \end{aligned}$$

Lemma 3.2 and the discussion in Section 2 in [6] shows that any element $\overline{A} \in \mathrm{P}\Gamma(2)$ defines a homeomorphism on $\overset{\cdots}{\mathbb{P}}^1$ via the pushing map which lifts to \hat{Y}^{**} and acts on the punctures in the fibre of λ in the desired way.

Furthermore, each homeomorphism on $\overset{\dots}{\mathbb{P}^1}$ has two lifts on $E[2]^*$ which fix the four punctures of $E[2]^*$ pointwise. We can choose affine representatives of those in their homotopy class. They will then have derivative A and $-A$ (for an appropriate choice of the isomorphism $\mathbb{H}/\Gamma_2 \cong \overset{\dots}{\mathbb{P}^1}$ in the beginning), see [6, Section 2]. It follows e.g. from the proof of Proposition 3.1 in [6] that they lift to Y^* . The lifts then act on the fibre of $S = (1, 1)$ in the desired way.

The fact we have just seen, namely that in the construction in (3.1) the group Γ_2 is always a subgroup of the Veech group $\Gamma(Y^*)$ was already in [14] a crucial part in the proof for the faithfulness of the action of $\text{Gal}(\overline{\mathbb{Q}}/\mathbb{Q})$ on Teichmüller curves. How one explicitly obtains the Veech group in terms of the monodromy β is given in [15, Theorem 4].

Filling in the punctures into Y^* and $E[2]^*$ and extending \tilde{q} to a ramified covering of the closed Riemann surfaces finally gives the desired map $\tilde{q} : Y \rightarrow E[2]$.

In our special case, where $\Gamma = \pm\Gamma_6(2k)$, we have the intermediate cover

$$\mathbb{H}/\text{P}\Gamma_6(2k) \xrightarrow{\beta_1} \mathbb{H}/\text{P}\Gamma_6 \xrightarrow{\beta_2} \mathbb{H}/\text{P}\Gamma_2.$$

Recall that we have studied the coverings β_1 and β_2 in Section 2.1. We can now determine the fibre product in two steps. First, X^* is the fibre product of the degree 12 cover $\beta_2 : \mathbb{H}/\text{P}\Gamma_6 \rightarrow \mathbb{H}/\text{P}\Gamma_2 = \overset{\dots}{\mathbb{P}^1}$ and the map $i \circ h : E[2]^* \rightarrow \overset{\dots}{\mathbb{P}^1}$ having the two projections $X^* \rightarrow \mathbb{H}/\text{P}\Gamma_6$ and $p : X^* \rightarrow E[2]^*$. Secondly, Y^* is the fibre product of $X^* \rightarrow \mathbb{H}/\text{P}\Gamma_6$ and the cyclic covering $\beta_1 : \mathbb{H}/\text{P}\Gamma_6(2k) \rightarrow \mathbb{H}/\text{P}\Gamma_6$ having the projections $Y^* \rightarrow \mathbb{H}/\text{P}\Gamma_6(2k)$ and $q : Y^* \rightarrow X^*$. The desired covering \tilde{q} is then $\tilde{q} = p \circ q$. We explicitly give the translation surface X^* in Section 3.2 and Y^* in Section 3.3 and show that they have the properties we need. In Section 3.4 we make explicit which criterions coverings $r : Z^* \rightarrow Y^*$ must fulfill that we can use them in the second step described on page 16. We finally prove Theorem 1.1 in Section 4.

For the coverings p and q we more precisely show:

- The covering $p : X \rightarrow E[2]$ is normal, of degree 12 and its Galois group is $\text{P}\Gamma_2/\text{P}\Gamma_6 \cong \text{PSL}_2(\mathbb{Z}/3\mathbb{Z})$ (see (2.2)). The Veech group of the origami X is $\text{SL}_2(\mathbb{Z})$. Its affine group contains a subgroup \mathcal{G}_2 isomorphic to Γ_2 , see Proposition 3.1 and Lemma 3.3.

Furthermore, the cover p is unramified over the point R . We give an explicit identification of the 12 preimages R_1, \dots, R_{12} with the cosets in $\text{P}\Gamma_2/\text{P}\Gamma_6$ in such a way that the action of \mathcal{G}_2 on them is

equal to the action of PG_2 on the cosets up to the automorphism γ , see Lemma 3.3.

- The covering $q : Y \rightarrow X$ is normal and of degree $2k$ with Galois group $\mathbb{Z}/(2k\mathbb{Z})$. Similarly as before we obtain a suitable identification of the fibre of $p \circ q : Y \rightarrow E[2]$ over R with $\mathrm{PG}_2/\mathrm{PG}_6(2k)$, see Section 3.3.
- $\mathrm{PG}_6(2k)$ is the stabiliser in the Veech group $\Gamma(Y)$ of a certain partition of \mathcal{S} , the set of punctures on Y , see Section 3.3. Coverings Z which “ramify with respect to this partition” have a Veech group whose image in $\mathrm{PSL}_2(\mathbb{Z})$ is contained in $\mathrm{PG}_6(2k)$, see Section 3.4.
- In Section 4 we give explicit examples of such origamis.

3.2. The origami X . We define the origami X as follows: It consists of $4 \times 12 = 48$ squares labelled by (A, h) with $A \in \mathrm{PG}_6 \backslash \mathrm{PG}_2$ and $h \in \{1, 2, 3, 4\}$. The horizontal gluing rules are:

$$(3.2) \quad \begin{aligned} (A, 1) &\mapsto (A, 2), & (A, 2) &\mapsto (A \cdot L^{-2}, 1), \\ (A, 3) &\mapsto (A, 4), & (A, 4) &\mapsto (A \cdot L^2, 3) \end{aligned}$$

The vertical gluings are:

$$(3.3) \quad \begin{aligned} (A, 1) &\mapsto (A \cdot L^2, 3) & (A, 2) &\mapsto (A \cdot L^{-2}, 4) \\ (A, 3) &\mapsto (A \cdot T^{-2}, 1) & (A, 4) &\mapsto (A \cdot T^2, 2) \end{aligned}$$

You can easily read up from the Cayley graph of $\mathrm{PG}_2/\mathrm{PG}_6$ in Figure 1 (recall that PG_6 is normal in PG_2) that Figure 6 below shows the origami X .

Figure 7 below shows the same origami with its vertical cylinder decomposition.

Observe from Figure 6 that X decomposes into eight horizontal cylinders which we have arranged in the figure into four *double cylinders*. The vertices glue to the points: $P_1, \dots, P_4, Q_1, \dots, Q_4, S_1, \dots, S_4$ each of cone angle 6π and R_1, \dots, R_{12} having cone angle 2π , respectively. In particular we have twelve singularities of cone angle 6π . Thus the origami is in the stratum $\mathcal{H}(2^{[12]})$ and its genus is 13. The map $p : X \rightarrow E[2]$ which maps the square (A, i) to the square i on $E[2]$ defines a well-defined covering of degree 12. Furthermore, the development vectors of the saddle connections on X span the lattice \mathbb{Z}^2 . Hence the Veech group is contained in $\mathrm{SL}_2(\mathbb{Z})$ and affine homeomorphisms preserve the vertices of the squares that form X . Finally, if $B \in \mathrm{PG}_2/\mathrm{PG}_6$ is the coset of \hat{B} , then we can directly see from the gluing rules in (3.2) and (3.3) and from the fact that PG_6 is normal in PG_2 that the map that sends the square (A, i) to $(\hat{B} \cdot A, i)$ is well-defined, depends only on B and respects the gluing rules. Thus it induces a well-defined translation τ_B of X . Since a translation has to preserve cone angles




FIGURE 6. The horizontal cylinder-decomposition of the origami X . An edge labelled by a pair (A_i, h) is glued to the suitable edge of Square (A_i, h) . Slits with same labels within a double cylinder are glued. Opposite vertical unlabelled edges are glued. The vertical black arrows indicate slits for a later construction in Section 3.3.

and the vertices of the squares, it permutes the R_i 's. Furthermore a translation is determined by the image of one of the R_i 's, since they are regular

points. Therefore X has not more than these 12 translations. We summarise the properties of the origami X in the following proposition.

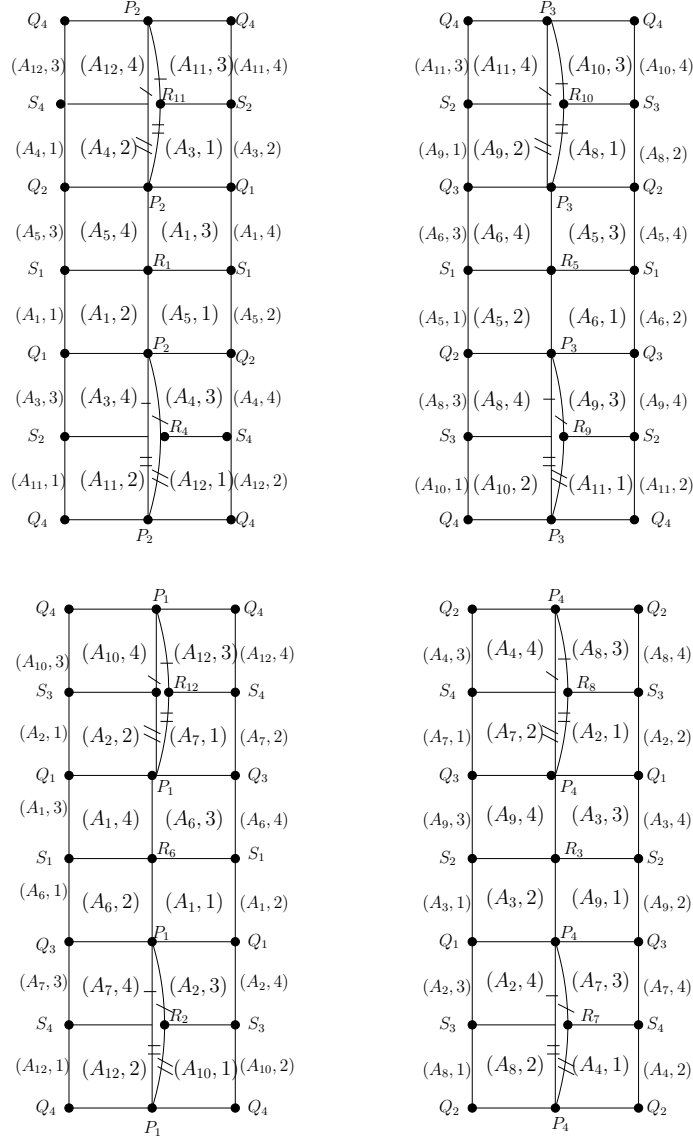


FIGURE 7. The vertical cylinder-decomposition of the origami X . An edge labelled by a pair (A_i, h) is glued to the suitable edge of Square (A_i, h) . Slits with same labels within a double cylinder are glued. Opposite horizontal unlabelled edges are glued.

Proposition 3.1. *The origami X defined above has the following properties:*

- i) *Its genus is 13 and it has twelve singularities P_i, Q_i, S_i ($i \in \{1, \dots, 4\}$) of cone angle 6π . Its group of translations $\text{Trans}(X)$ is*

$$\text{Trans}(X) = \{\tau_B | B \in P\Gamma_2/P\Gamma_6\} \cong P\Gamma_2/P\Gamma_6$$

(with τ_B defined as above), and $X/\text{Trans}(X) \cong E[2]$. In particular the covering $p : X \rightarrow E[2]$ is normal with $P\Gamma_2/P\Gamma_6$ as group of deck transformations.

- ii) *The Veech group of X is $\text{SL}_2(\mathbb{Z})$.*

Proof. **i)** was shown in the paragraph before Proposition 3.1 and follows from the definition of X . To see **ii)** we define the affine homeomorphisms f_T and f_L as follows. f_T has derivative T and acts on the edges on the boundaries of the four horizontal double cylinders as a shift of 3. Hence e.g. the lower edge of the square $(A_1, 1)$ is mapped to the lower edge of the square $(A_5, 2)$. The upper edge of $(A_1, 1)$ is mapped to the upper edge of $(A_6, 1)$, since the derivative is T . I.e. the lower edge of $(A_6, 3)$ is mapped to the lower edge of $(A_5, 3)$. The upper edge of $(A_6, 3)$ is then mapped to the upper edge of $(A_5, 4)$. You can read off from Figure 6 that this is consistent with the gluings and thus gives a well-defined affine homeomorphism. On the middle lines of the double cylinders, it acts on the upper edges of the lower cylinder as shift by 2 to the left; on the lower edges of the upper cylinder it acts as shift by 2 to the right. Similarly define f_L to have derivative L and act on the edges of the boundaries of the four vertical double cylinders as shift of 3 (see Figure 7). The matrices T and L generate $\text{SL}_2(\mathbb{Z})$, thus the Veech group equals $\text{SL}_2(\mathbb{Z})$. \square

In order to obtain the desired origami Z in the end, we need how Γ_2 or more precisely

$$\mathcal{G}_2 = \langle f_{T^2}, f_{L^2}, f_{-I} \rangle$$

acts on the set of vertices of X . Here we have by definition $f_{T^2} = f_T^2$, $f_{L^2} = f_L^2$ and f_T, f_L, f_{-I} are defined as in the proof of Proposition 3.1 ii). Observe that the image of \mathcal{G}_2 in $\text{SL}_2(\mathbb{Z})$ by the derivative map is Γ_2 . We study this action in the two following lemmas.

Lemma 3.2. *The two affine homeomorphisms f_T and f_L act on the set \mathcal{S} of vertices of X as the following permutations:*

$$\begin{aligned} f_T : & (R_1 R_6 R_5)(R_{11} R_9 R_3)(R_{10} R_2 R_8)(R_{12} R_4 R_7) \\ & \circ (P_1 Q_2)(P_2 Q_3)(P_3 Q_1)(P_4 Q_4). \\ f_L : & (R_1 R_{11} R_4)(R_5 R_{10} R_9)(R_6 R_{12} R_2)(R_3 R_8 R_7) \\ & \circ (Q_1 S_4)(Q_2 S_2)(Q_3 S_3)(Q_4 S_1) \end{aligned}$$

f_T^2 and f_L^2 fix the boundary of the horizontal, respectively of the vertical double cylinders pointwise. Furthermore $f_{-I} = (f_T \circ f_L^{-1})^3$ acts trivially on \mathcal{S} and has derivative $-I$.

Proof. This can be directly read off from Figure 6 and Figure 7. The short calculation $(T \cdot L^{-1})^3 = -I$ shows the claim about the derivative of f_{-I} . \square

Lemma 3.3. *The action of \mathcal{G}_2 on the set of vertices of X has the following properties:*

- i) \mathcal{G}_2 is the full pointwise stabiliser in the affine group $\text{Aff}(X)$ of the set

$$\mathcal{S}_{\text{sing}} = \{P_i, Q_i, S_i \mid i \in \{1, \dots, 4\}\}.$$

- ii) If we denote the vertex R_i also by R_{A_i} with $A_i \in \text{PSL}_2(\mathbb{Z}/6\mathbb{Z})$ defined as in Remark 2.1, then \mathcal{G}_2 acts on the set $\{R_i \mid i \in \{1, \dots, 12\}\}$ by:

$$f_1 = f_{T^2} : R_{A_i} \mapsto R_{A_i \cdot y^{-1}}, \quad f_2 = f_{L^2} : R_{A_i} \mapsto R_{A_i \cdot y^{-1}x}$$

and

$$f_3 = f_{-I} : R_{A_i} \mapsto R_{A_i}.$$

Here, the images of x and y in $\text{PSL}_2(\mathbb{Z}/6\mathbb{Z})$ are also denoted x and y (by a slight abuse of notation). We may identify R_{A_i} with the coset $A_i^{-1} \cdot P\Gamma_6$ and then obtain an action of $P\Gamma_2$ from the left.

- iii) The derivative map gives an isomorphism from \mathcal{G}_2 to Γ_2 .

Proof. It directly follows from Lemma 3.2 that the generators f_1 , f_2 and f_3 of \mathcal{G}_2 act trivially on $\mathcal{S}_{\text{sing}}$. We have to further show that \mathcal{G}_2 is the full pointwise stabiliser. Suppose that an affine homeomorphism $f \in \text{Aff}(X)$ acts trivially on $\mathcal{S}_{\text{sing}}$. Let \bar{f} be its descend to $E[2]$ via p . Since f fixes the points in $\mathcal{S}_{\text{sing}}$ pointwise, \bar{f} has to fix their images $\begin{pmatrix} 0 \\ 0 \end{pmatrix} + (2\mathbb{Z})^2$, $\begin{pmatrix} 1 \\ 0 \end{pmatrix} + (2\mathbb{Z})^2$, $\begin{pmatrix} 1 \\ 1 \end{pmatrix} + (2\mathbb{Z})^2$ as well. Hence the derivative $D(f)$ of f is in the main congruence group Γ_2 . It follows that there is some f_0 in \mathcal{G}_2 with the same derivative. Thus $f = \tau \circ f_0$ for some translation τ . Since f_0 also preserves $\mathcal{S}_{\text{sing}}$ pointwise, τ has to do it as well. The lower edge of the square $(A_1, 1)$ is a saddle connection with developing vector $\begin{pmatrix} 1 \\ 0 \end{pmatrix}$ which starts in P_1 and ends in Q_1 . It must be mapped by τ to a saddle connection with the same vector and the same starting and end point. But this edge is the only segment with this property. Hence it is fixed, τ is the identity and f is in \mathcal{G}_2 . This shows **i)**. The last argument in particular shows that \mathcal{G}_2 contains only the trivial translation. Since the kernel of the derivative map D consist precisely of the translations, we obtain an isomorphism $D : \mathcal{G}_2 \rightarrow \Gamma_2$. Hence **iii)** holds. The statement in **ii)** can be directly read off from the Cayley graph in Figure 1 and Lemma 3.2. \square

3.3. The origami Y . We now achieve the second step, that is, to define the origami Y and show that it has the desired properties.

Definition 3.4. Define the origami Y as follows

- Take $2k$ copies of the origami X . Label their squares by the elements (A, h, j) where (A, h) is the label it had in X and $j \in \{1, \dots, 2k\}$ is the number of the copy.
- Slit them along the eight vertical edges which are highlighted by black arrows in Figure 6.
- Reglue the slits as follows: If square (A, h, j) is the square on the left of a slit marked by an arrow pointing upwards, then glue it to $(r(A, h), j + 1)$. If it is the square on the left of a slit marked by an arrow pointing downside, then glue it to $(r(A, h), j - 1)$. Here we denote by $r(A, h)$ the right neighbour of (A, h) in the original origami X .

One easily checks that Y is the origami shown in Figure 8 and in Figure 9.

Lemma 3.5. *For the origami Y constructed in Definition 3.4, we have:*

- i) *The origami Y allows a normal covering $q : Y \rightarrow X$ of degree $2k$ with Galois group $\text{Deck}(Y/X) \cong \mathbb{Z}/(2k\mathbb{Z})$.*
- ii) *Y decomposes into $4 \cdot 2k$ horizontal double cylinders which are isometric to those on X . The same is true for the vertical direction.*
- iii) *The covering $q : Y \rightarrow X$ is unramified. Thus the point R has $12 \cdot 2k$ preimages under the map $p \circ q$. The points P , Q and S have $4 \cdot 2k$ preimages, respectively.*
- iv) *The genus of Y is $24 \cdot k + 1$.*

Proof. For **i)** define q by mapping Square (A, h, j) of Y to Square (A, h) of X . **ii)** can be read off from Figure 6. The horizontal double cylinders are shown in Figure 8 and the vertical ones in Figure 9. It can be furthermore directly read off from Figure 6 that the monodromy around each vertex is 0. Thus the covering is unramified and **iii)** holds. Finally, the Riemann Hurwitz formula then gives us $2g_Y - 2 = (2g_X - 2) \cdot 2k$, where g_Y and g_X are the genus of Y and X , respectively. The claim follows, since $g_X = 13$ by Proposition 3.1. \square

Remark 3.6. We label the $12 \cdot 2k$ preimages of R on the surface Y by R_i^j ($i \in \{1, \dots, 12\}$, $j \in \{1, \dots, 2k\}$) where R_i^j is the left lower vertex of the square $(A_i, 3, j)$. Recall the identification from Remark 2.6 of the cosets of the group $G_6(2k) = \gamma(\text{PG}_6(2k))$ with $\mathcal{C}(\text{PG}_2 : \text{PG}_6) \times \mathbb{Z}/(2k\mathbb{Z})$. This assigns to (A_i, j) a coset $G_6(2k) \cdot g_{i,j}$ with $g_{i,j} \in \text{PG}_2$. We will denote the vertex R_i^j also by $R_{G_6(2k)g_{i,j}}$. Finally, we label the preimages of P_i , Q_i and S_i by P_i^j , Q_i^j and S_i^j ($i \in \{1, \dots, 4\}$ and $j \in \{1, \dots, 2k\}$), respectively, as




FIGURE 8. The i -th part of the decomposition into horizontal double cylinders of the origami Y . An edge labelled by (A_i, h, j) is glued to the suitable edge of Square (A_i, h, j) . Slits with same labels within a double cylinder are glued. Opposite vertical unlabelled edges are glued. The black bars indicate selected edges for a later construction in Section 4.

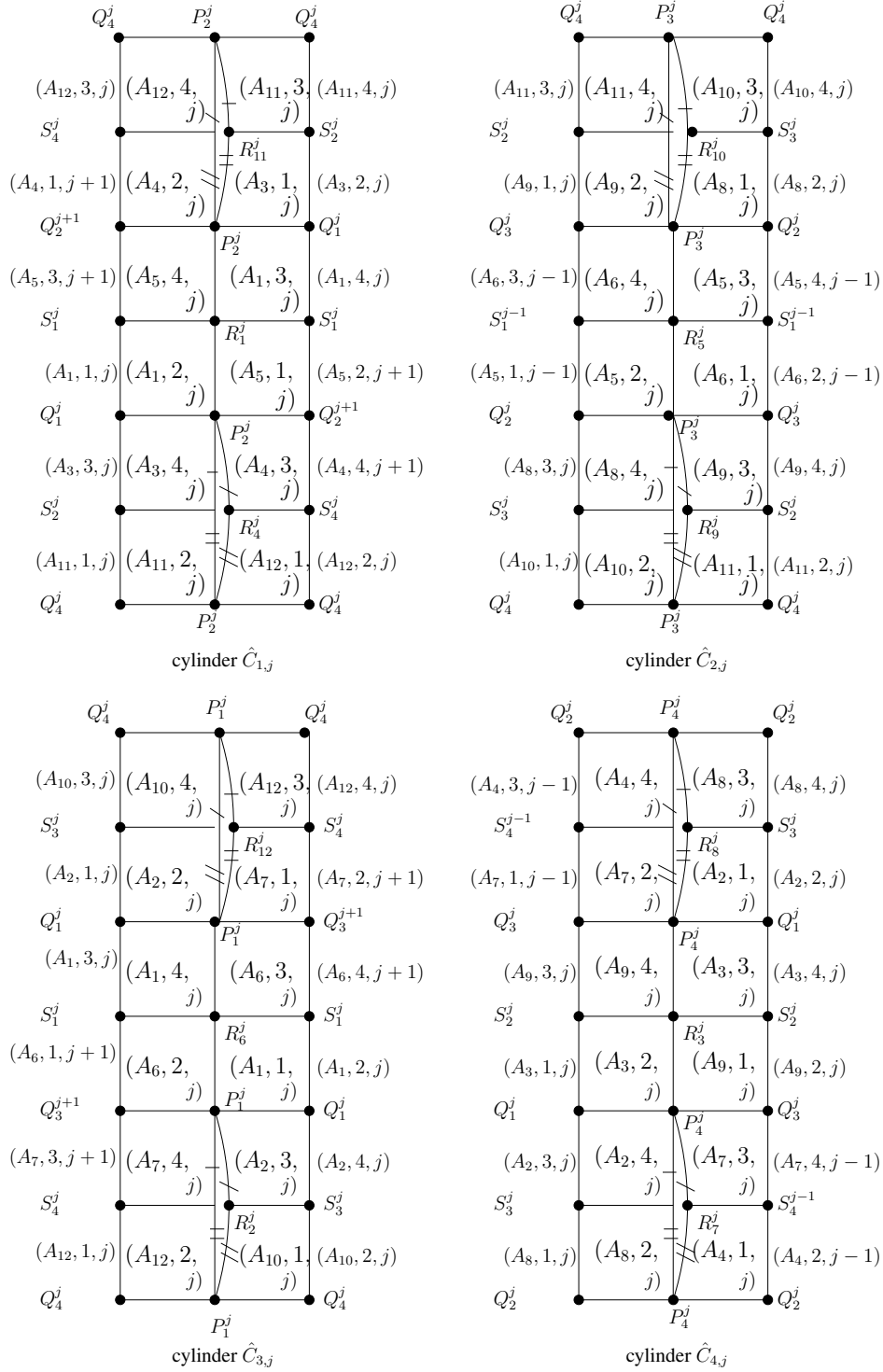


FIGURE 9. The i -th part of the decomposition of the origami Y into vertical cylinders. An edge labelled by (A_i, h, j) is glued to the suitable edge of Square (A_i, h, j) . Slits with same labels within a double cylinder are glued. Opposite horizontal unlabelled edges are glued.

shown in Figure 8 and Figure 9. Note, in particular, that $q(P_i^j) = P_i$ and similarly for the Q 's, R 's and S 's.

Observe from Figure 8 that the affine homeomorphisms f_T^2 and f_L^2 on X lift via q to affine maps \hat{f}_T^2 and \hat{f}_L^2 on Y which again fix the boundaries of the horizontal double cylinders, respectively the boundaries of the vertical double cylinders, pointwise. Furthermore you can read off from Figure 8 that the rotation of angle π around one of the points R_i^m is well-defined. This defines an affine homeomorphism \hat{f}_{-I} with derivative $-I$ which fixes all points R_i^m .

Lemma 3.7. *The action of the group $\widehat{\mathcal{G}}_2 = \langle \hat{f}_T^2, \hat{f}_L^2, \hat{f}_{-I} \rangle$ has the following properties:*

i) $\widehat{\mathcal{G}}_2$ acts trivially on the set

$$\widehat{\mathcal{S}}_{\text{sing}} = \{P_i^j, Q_i^j, S_i^j \mid i \in \{1, \dots, 4\}, j \in \{1, \dots, 2k\}\}.$$

ii) $\widehat{\mathcal{G}}_2$ is the full pointwise stabiliser $\text{Stab}(\widehat{\mathcal{S}}_{\text{sing}})$ in $\text{Aff}(Y)$ of the set $\widehat{\mathcal{S}}_{\text{sing}}$. Furthermore, $\widehat{\mathcal{G}}_2$ is isomorphic to Γ_2 .

iii) Recalling the notation from Remark 3.6, we have, for all $g \in P\Gamma_2$:

$$\begin{aligned} \hat{f}_T^2(R_{G_6(2k) \cdot g}) &= R_{G_6(2k) \cdot gy^{-1}}, \\ \hat{f}_L^2(R_{G_6(2k) \cdot g}) &= R_{G_6(2k) \cdot gy^{-1}x}, \\ \hat{f}_{-I}(R_{G_6(2k) \cdot g}) &= R_{G_6(2k) \cdot g}, \text{ i.e. } \hat{f}_{-I} \text{ fixes all vertices } R_{G_6(2k) \cdot g}. \end{aligned}$$

iv) Let $\varphi : \widehat{\mathcal{G}}_2 \rightarrow P\Gamma_2$ be the homomorphism defined by $\varphi(\hat{f}_T^2) = y$, $\varphi(\hat{f}_L^2) = x^{-1}y$ and $\varphi(\hat{f}_{-I}) = \text{id}$. Then we have for $\hat{f} \in \widehat{\mathcal{G}}_2$ and $g \in P\Gamma_2$:

$$\hat{f}(R_{G_6(2k) \cdot g}) = R_{G_6(2k) \cdot g\varphi(\hat{f})^{-1}},$$

Observe (for later use) that $\varphi = \gamma \circ D$, where $D : \widehat{\mathcal{G}}_2 \rightarrow P\Gamma_2 \cong F_2$ is the derivative map and γ is the automorphism $x \mapsto y$, $y \mapsto x^{-1}y$ defined in Lemma 2.4. This in particular ensures that φ is well-defined.

Proof. The claims on \hat{f}_{-I} can be directly read off from Figure 8. Recall further that \hat{f}_T^2 and \hat{f}_L^2 act as horizontal (respectively vertical) multi partial Dehn twists on the horizontal (resp. vertical) double cylinders shown in Figure 8 (resp. Figure 9) which fixes the boundaries and shifts by 2 on the middle lines. This immediately gives i). For the proof of ii) we proceed similarly as in Lemma 3.3: the only translation on Y that fixes $\widehat{\mathcal{S}}_{\text{sing}}$ pointwise is the identity, since such a translation has to fix with P_1^1 and Q_1^1 also the horizontal edge between them. With the same arguments as in Lemma 3.3,

ii) follows. Thus the map $D : \text{Stab}(\widehat{\mathcal{S}}_{\text{sing}}) \rightarrow \Gamma_2$ is injective. It is surjective, since T^2 , L^2 and $-I$ generate Γ_2 .

To prove iii), we read off from Figure 8 that \hat{f}_T^2 acts on the R_i^j 's by the following permutations:

$$\hat{f}_T^2 : (R_1^j, R_5^{j+1}, R_6^j)(R_{11}^j, R_3^j, R_9^j)(R_{10}^j, R_8^j, R_2^j)(R_{12}^j, R_7^{j+1}, R_4^j),$$

where j runs through $\{1, \dots, 2k\}$. By Proposition 2.7, this is precisely what multiplication with y^{-1} does. In the same way, one obtains from Figure 9:

$$\hat{f}_L^2 : (R_1^j, R_4^j, R_{11}^j)(R_5^j, R_9^j, R_{10}^j)(R_6^j, R_2^j, R_{12}^j)(R_3^j, R_7^j, R_8^j)$$

and again reads off from Proposition 2.7 that this corresponds to multiplication by $y^{-1}x$.

Finally, iv) follows from ii) and iii) by induction on the generators of $\widehat{\mathcal{G}}_2$. \square

We in particular obtain the following corollary, which will be helpful in Section 3.4.

Corollary 3.8. (to Lemma 3.7)

Let \hat{f} be an affine homeomorphism of Y such that $D(\hat{f}) \in \Gamma_2$. If we have for some $j \in \{1, \dots, 2k\}$ that $\hat{f}(P_1^j) = P_1^j$ and $\hat{f}(Q_1^j) = Q_1^{j'}$ with some $j' \in \{1, \dots, 2k\}$, then \hat{f} is in $\widehat{\mathcal{G}}_2$.

Proof. By Lemma 3.7 ii) there is an element \hat{f}' in $\widehat{\mathcal{G}}_2$ with $D(\hat{f}') = D(\hat{f})$. From $\hat{f}' \in \widehat{\mathcal{G}}_2$ it follows that $\hat{f}'(P_1^j) = P_1^j$ and $\hat{f}'(Q_1^{j'}) = Q_1^{j'}$. Hence $\tau = (\hat{f}')^{-1} \circ \hat{f}$ fixes P_1^j and we have $\tau(Q_1^j) = Q_1^{j'}$. Since τ is a translation, the horizontal segment of length 1 between P_1^j and Q_1^j must be mapped to a segment of same direction and same length. We read off from Figure 8 that $j' = j$. Thus the translation τ fixes the horizontal segment from P_1^j to Q_1^j and is therefore the identity. This shows the claim. \square

It turns out that we cannot only lift $(f_T)^2$ and $(f_L)^2$ from X to Y but also f_T and f_L , which needs a bit more care. We do not need this for the proof of Theorem 1.1. But since it is an interesting statement on its own, we include the proof in the following proposition.

Proposition 3.9. *The Veech group of Y is $SL(2, \mathbb{Z})$.*

Proof. We define lifts of f_T and f_L as follows:

We denote the $4 \cdot (2k)$ horizontal double cylinders by $\hat{Z}_{1,1}, \dots, \hat{Z}_{4,2k}$ (see Figure 8). Consider the two permutations

$$\begin{aligned} \tau &= (2, 2k)(3, 2k-1) \dots (k, k+2) \text{ and} \\ \rho &= (1, 2)(3, 2k)(4, 2k-1) \dots (k+1, k+2) \end{aligned}$$

Define the map \hat{f}_T as lift of f_T that permutes the double cylinders $\hat{Z}_{1,j}$ and $\hat{Z}_{4,j}$ ($j \in \{1, \dots, 2k\}$) by the permutation τ , and the $\hat{Z}_{2,j}$'s and $\hat{Z}_{3,j}$'s by the permutation ρ , respectively, i.e. \hat{f}_T maps $\hat{Z}_{1,j}$ to $\hat{Z}_{1,\tau(j)}$, $\hat{Z}_{2,j}$ to $\hat{Z}_{2,\rho(j)}$, $\hat{Z}_{3,j}$ to $\hat{Z}_{3,\rho(j)}$ and finally $\hat{Z}_{4,j}$ to $\hat{Z}_{4,\tau(j)}$. We have to check that this is well-defined with respect to the gluings of the double cylinders. This can be read off from Figure 8 as follows: Recall that f_T (resp. f_L) acts on the boundary of the horizontal (resp. vertical) cylinders as shift by 3. Thus e.g. the top edge of square $(A_6, 4, j+1)$, which lies in cylinder $\hat{Z}_{1,j}$, is mapped by \hat{f}_T^2 to the top edge of square $(A_1, 3, \tau(j))$ in cylinder $\hat{Z}_{1,\tau(j)}$. Square $(A_6, 4, j+1)$ is glued to Square $(A_9, 2, j+1)$ in cylinder $\hat{Z}_{2,j+1}$. The lower edge of Square $(A_9, 2, j+1)$ is mapped to the lower edge of Square $(A_3, 1, \rho(j+1))$. Thus we need that $\tau(j) = \rho(j+1)$. Similarly the other five top edges of the double cylinder $\hat{Z}_{1,j}$ lead to the conditions:

$$\begin{aligned} \tau(j) &= \rho(j+1), \quad \tau(j) = \tau(j), \quad \tau(j) + 1 = \rho(j), \\ \tau(j) + 1 &= \rho(j), \quad \text{and } \tau(j) = \tau(j). \end{aligned}$$

Furthermore, doing the same calculations for the other three cylinders, we obtain equivalent relations. Thus \hat{f}_T is well-defined, since τ and σ satisfy these conditions.

The definition of \hat{f}_L works in a similar way. Consider the double cylinders $\hat{C}_{1,j}, \dots, \hat{C}_{4,j}$ (see Figure 9). Define the map \hat{f}_L as lift of f_L that permutes the double cylinders $\hat{C}_{1,j}$ and $\hat{C}_{3,j}$ ($j \in \{1, \dots, 2k\}$) by the permutation τ , and the $\hat{C}_{2,j}$'s and $\hat{C}_{4,j}$'s by the permutation ρ . Similarly as above one obtains for each edge that lies on the boundary of the vertical double cylinders an equation. One easily sees that all non-trivial equations are equivalent to:

$$\forall j : \rho(j) = \tau(j) + 1 \text{ and } \rho(j+1) = \tau(j)$$

Again ρ and τ satisfy these conditions. \square

3.4. A criterion for the desired origamis. In this section we present a sufficiency condition for coverings Z of the origami Y from Section 3.3, that the Veech group of Z is contained in $\pm\Gamma_6(2k)$. In Section 4, we will present some explicit examples for such origamis Z .

Let $h : X_1 \rightarrow X_2$ be a finite covering of Riemann surfaces. Recall for the following that the *ramification data* of a point $P \in X_2$ consists of the ramification indices of all preimages of P counted with multiplicity. We denote this multiple set by $\text{rm}(P, h)$. It will be a crucial point in the proof of Proposition 3.10 that if h is a translation covering of finite translation surfaces (recall that we allow by definition singular points on the surface) and \hat{f} is an affine homeomorphism of X_1 which descends to f on X_2 , then

we have for all points $P \in X_2$: $\text{rm}(f(P), h) = \text{rm}(P, h)$, i.e. a descend preserves ramification data.

Proposition 3.10. *Let Y be the origami from Definition 3.4. Recall that from the construction we had coverings $q : Y \rightarrow X$ and $p : X \rightarrow E[2]$ of degree $2k$ and 12, respectively. Suppose that $r : Z \rightarrow Y$ is a finite covering such that*

- A) $\text{rm}(P, p \circ q \circ r)$, $\text{rm}(Q, p \circ q \circ r)$, $\text{rm}(R, p \circ q \circ r)$ and $\text{rm}(S, p \circ q \circ r)$ are pairwise distinct.
- B) $\text{rm}(P_1, q \circ r) \neq \text{rm}(P_i, q \circ r)$ and $\text{rm}(Q_1, q \circ r) \neq \text{rm}(Q_i, q \circ r)$ for $i \in \{2, 3, 4\}$.
- C) For some $j \in \{1, \dots, 2k\}$ we have: $\text{rm}(P_1^j, r) \neq \text{rm}(P_1^{j'}, r)$ for all $j' \in \{1, \dots, 2k\}$, $j' \neq j$.
- D) $\text{rm}(R_1^i, r) \neq \text{rm}(R_i^j, r)$ for $j \in \{1, \dots, 2k\}$, $i \in \{1, \dots, 12\}$ and $(i, j) \neq (1, 1)$.

Then, the Veech group of Z is a subgroup of $\pm\Gamma_6(2k)$.

It will be a main point of the proof of Proposition 3.10 that all affine homeomorphisms of Z descend to Y . This is enforced by the ramification behaviour of the maps r , q and p . A central step for showing this will be to work with the universal covering \widetilde{Z}^* of the punctured surface Z^* (defined below), look at affine homeomorphisms there and find criterions ensuring that they descend to the finite surface Y^* . We do this in a sequence of lemmata which prepare the proof of Proposition 3.10.

Consider in the following the sequence:

$$(3.4) \quad \widetilde{Z}^* \xrightarrow{u} Z^* \xrightarrow{r} Y^* \xrightarrow{q} X^* \xrightarrow{p} E[2]^* \xrightarrow{\cdot[2]} E^*$$

Here $E^* = E \setminus \{\infty\}$ (E and ∞ defined as in the beginning of Section 3 and X^* , Y^* and Z^* are X , Y and Z , respectively, with the preimages of ∞ under the corresponding covering map removed. Hence r , q and p in the sequence in (3.4) are unramified coverings. Let furthermore $u : \widetilde{Z}^* \rightarrow Z^*$ be a universal covering. We lift the translation structure on Z^* to \widetilde{Z}^* and call it $\tilde{\mu}$. Since all translation structures that we consider were obtained as lifts from the structure μ on E , all coverings in (3.4) are translation coverings. Furthermore, by the uniformisation theorem $(\widetilde{Z}^*, \tilde{\mu})$ is as Riemann surface biholomorphic to the Poincaré upper half plane \mathbb{H} . The group of deck transformations

$$\begin{aligned} \text{Deck}(\widetilde{Z}^*/Z^*) &\subseteq \text{Deck}(\widetilde{Z}^*/Y^*) \subseteq \text{Deck}(\widetilde{Z}^*/X^*) \\ &\subseteq \text{Deck}(\widetilde{Z}^*/E[2]^*) \subseteq \text{Deck}(\widetilde{Z}^*/E^*) \cong \pi_1(E^*) \end{aligned}$$

of the coverings $u, r \circ u, q \circ r \circ u, p \circ q \circ r \circ u$ and $(\cdot[2]) \circ p \circ q \circ r \circ u$ act as Fuchsian groups on \mathbb{H} . They have all finite index in $\text{Deck}(\widetilde{Z^*}/E^*)$, since they arise from finite coverings to E^* . Thus the set of cusps (i.e. fixed points on the boundary of \mathbb{H} of parabolic elements) of these five groups coincide. We denote it by \mathcal{Cps} . The covering u may be extended to a continuous map from $\overline{\mathbb{H}} = \mathbb{H} \cup \mathcal{Cps}$ (endowed with the horocycle topology) and we obtain the chain of continuous maps:

$$\overline{\mathbb{H}} \xrightarrow{u} Z \xrightarrow{r} Y \xrightarrow{q} X \xrightarrow{p} E[2] \xrightarrow{\cdot[2]} E$$

Definition 3.11. Let \mathcal{S} be a set, let $\mathcal{B} = \{b_1, \dots, b_l\}$ be a partition of \mathcal{S} and let f act by a permutation on \mathcal{S} . We say that f fixes the partition, if $\forall i \in \{1, \dots, l\} : f(b_i) = b_i$.

For the following lemma recall e.g. from [18, Prop. 2.1, Prop. 2.6] that any affine homeomorphism of $\widetilde{Z^*}$ descends to E^* via $u \circ r \circ q \circ p \circ \cdot[2]$, as well as to $E[2]^*$ via $u \circ r \circ q \circ p$. In particular any affine homeomorphism of \mathbb{H} can thus be continuously extended to $\mathbb{H} \cup \mathcal{Cps}$.

Lemma 3.12. *In the above situation consider the partition of the set of cusps \mathcal{Cps} induced by the four points P, Q, R and S on $E[2]$, i.e. the partition that consists of the four classes*

$$\begin{aligned} \mathcal{Cps}_P &= (p \circ q \circ r \circ u)^{-1}(P), & \mathcal{Cps}_Q &= (p \circ q \circ r \circ u)^{-1}(Q), \\ \mathcal{Cps}_R &= (p \circ q \circ r \circ u)^{-1}(R) \text{ and } \mathcal{Cps}_S &= (p \circ q \circ r \circ u)^{-1}(S). \end{aligned}$$

Let $\mathcal{H} = \{f \in \text{Aff}(\widetilde{Z^*}, \tilde{\mu}) \mid f \text{ fixes the partition } \mathcal{Cps}_P \sqcup \mathcal{Cps}_Q \sqcup \mathcal{Cps}_R \sqcup \mathcal{Cps}_S\}$. Observe that here (and in the following) we use the extension of f to $\overline{\mathbb{H}}$. In this sense f , acts on \mathcal{Cps} . We then have:

$$\begin{aligned} h \in \mathcal{H} &\Leftrightarrow \text{the descend of } h \text{ to } E[2] \text{ fixes the four points } P, Q, R \text{ and } S \\ &\Leftrightarrow D(h) \in \Gamma_2 \end{aligned}$$

Proof. The first equivalence directly follows from the definition of the partition. For the second equivalence observe that the action of an affine homeomorphism f of $E[2]$ on P, Q, R and S is equivalent to the action of the image of $D(f)$ in $\text{SL}_2(\mathbb{Z}/2\mathbb{Z})$ on $\begin{pmatrix} 0 \\ 0 \end{pmatrix}, \begin{pmatrix} 1 \\ 0 \end{pmatrix}, \begin{pmatrix} 0 \\ 1 \end{pmatrix}$ and $\begin{pmatrix} 1 \\ 1 \end{pmatrix}$ in $\mathbb{Z}/2\mathbb{Z}$. \square

The following simple argument will be crucial later, therefore we provide a proof of it.

Lemma 3.13. *Let $p : A^* \rightarrow B^*$ be an unramified normal covering and let $u : \widetilde{A^*} \rightarrow A^*$ be a universal covering. Let f be a homeomorphism of B^* and \tilde{f} a lift of f to $\widetilde{A^*}$ via $p \circ u$. Suppose that f can be lifted to A^* . Then \tilde{f} descends to A^* .*

Proof. This follows directly from the fact that p is normal, since if there is a lift \hat{f} of f to A^* , then we may lift \hat{f} to some \tilde{f}' on \tilde{A}^* . Then $\tilde{f}' \circ \tilde{f}^{-1}$ is in $\text{Deck}(\tilde{A}^*/B^*)$. But $\text{Deck}(\tilde{A}^*/A^*)$ is normal in this group, thus $\tilde{f}' \circ \tilde{f}^{-1}$ descends to A^* and thus also \tilde{f} does. \square

Lemma 3.14. *Suppose we are in the situation of Lemma 3.12 and let X^* and Y^* be the punctured surfaces from above.*

- i) *All elements of \mathcal{H} descend to X^* .*
- ii) *Define $\mathcal{C}_{ps_{P_i}} := (q \circ r \circ u)^{-1}(P_i)$, $\mathcal{C}_{ps_{Q_i}} := (q \circ r \circ u)^{-1}(Q_i)$ and $\mathcal{H}_2 = \{f \in \mathcal{H} \mid f(\mathcal{C}_{ps_{P_1}}) = \mathcal{C}_{ps_{P_1}} \text{ and } f(\mathcal{C}_{ps_{Q_1}}) = \mathcal{C}_{ps_{Q_1}}\}$.*

Then all elements of \mathcal{H}_2 descend to Y^ .*

Proof. **i)** Let \tilde{f} be in \mathcal{H} . By Lemma 3.12 \tilde{f} descends to some affine homeomorphism \bar{f} on $E[2]$ which fixes P, Q, R and S pointwise and whose derivative $A = D(\bar{f})$ is in Γ_2 . By Lemma 3.3 we have an affine homeomorphism of X^* with derivative A which fixes the points P_i, Q_i, S_i and permutes the R_i . Thus its descend \bar{f}' to $E[2]$ fixes the points P, Q, R, S and also has derivative A . This determines it uniquely, thus $\bar{f} = \bar{f}'$. By Lemma 3.13 it follows that \tilde{f} descends to X^* .

ii) Let now \tilde{f} be in \mathcal{H}_2 . We may use similar arguments as in **i)** replacing $E[2]$ and X^* by X^* and Y^* (resp.): by **i)** we have that \tilde{f} descends to some \bar{f} on X^* . By assumption it fixes the point P_1 and Q_1 . By Lemma 3.7 there is an affine homeomorphism of Y^* with same derivative, which fixes P_1^1 and Q_1^1 and descends to some \bar{f}' on X^* which fixes P_1 and Q_1 . Thus $\bar{f} \circ \bar{f}'^{-1}$ is a translation of X^* which fixes P_1 and Q_1 . In the proof of Lemma 3.3 we have seen that this implies that $\bar{f} \circ \bar{f}'^{-1}$ is the identity and hence $\bar{f} = \bar{f}'$. We may again conclude using Lemma 3.13 and the fact that the covering q is normal. \square

Proof of Proposition 3.10. Let \hat{f} be in $\text{Aff}(Z)$. Again we use that since the derived vectors of the saddle connections of Z span the lattice \mathbb{Z}^2 , \hat{f} preserves the vertices of the squares that form Z . In particular \hat{f} restricts to an affine homeomorphism of Z^* . Let \tilde{f} be a lift of it to the universal covering \mathbb{H} . It follows from A) that $\tilde{f} \in \mathcal{H}$ and thus in particular its derivative is in Γ_2 . It furthermore follows from A) and B) that \tilde{f} is even in \mathcal{H}_2 . Thus by Lemma 3.14 \tilde{f} descends to \hat{f} on Y^* . From C) we obtain that \hat{f} fixes P_1^j . Furthermore we obtain from A) and B) that Q_1^j is mapped to $Q_1^{j'}$ for some $j' \in \{1, \dots, 2k\}$. It follows from Corollary 3.8 that \hat{f} is in \mathcal{G}_2 . From D) we obtain that \hat{f} also fixes R_1^1 . Recall from Lemma 3.7 that $\hat{f}(R_{G_6(2k) \cdot g}) = R_{G_6(2k) \cdot g\varphi(f)^{-1}}$ with $\varphi = \gamma \circ D$. Since we have $R_1^1 = R_{\text{id}}$,

this implies $G_6(2k) = G_6(2k) \cdot \varphi(f)^{-1}$ and thus $\varphi(f) = \gamma(D(f))$ is in $G_6(2k) = \gamma(\mathrm{P}\Gamma_6(2k))$. Hence we have $D(f)$ is in $\mathrm{P}\Gamma_6(2k)$. \square

4. PROOF OF THEOREM 1.1

We finally complete the proof of Theorem 1.1 by giving a specific family Z_k of examples which satisfies the conditions in Proposition 3.10. For a given k , the origami $Z = Z_k$ is a covering of degree 2 of the origami Y from Section 3.3 and constructed as follows: We take two copies of Y and slit them along the following three edges: the upper edge of Square $(A_2, 3, 2k)$ and of $(A_5, 1, 1)$ and the right edge of $(A_1, 3, 1)$ (see Figure 8). Each slit is reglued with the corresponding slit of the other copy. In the following definition we give a formal description of this origami by its permutations. Recall for this that the $96k$ squares of the origami Y correspond to the elements in the set $M_Y = \mathrm{P}\Gamma_2/\mathrm{P}\Gamma_6 \times \{1, 2, 3, 4\} \times \mathbb{Z}/(2k\mathbb{Z})$.

Definition 4.1. Let σ_a^Y and σ_b^Y in S_{M_Y} be the permutations which define the horizontal and the vertical gluings of Y . Furthermore, let $h : M_Y \rightarrow \mathbb{Z}/2\mathbb{Z}$ and $v : M_Y \rightarrow \mathbb{Z}/2\mathbb{Z}$ be the two maps defined by

$$\begin{aligned} h((A, i, j)) = 1 &\Leftrightarrow (A, i, j) = (A_1, 3, 1), \\ v((A, i, j)) = 1 &\Leftrightarrow (A, i, j) \in \{(A_2, 3, 2k), (A_5, 1, 1)\}. \end{aligned}$$

Now, define $Z = Z_k$ to be the origami which consists of $192k$ squares labelled by the elements of $M_Z = \mathrm{P}\Gamma_2/\mathrm{P}\Gamma_6 \times \{1, 2, 3, 4\} \times \mathbb{Z}/(2k\mathbb{Z}) \times \mathbb{Z}/(2\mathbb{Z})$ with the following gluing rules:

$$\begin{aligned} \sigma_a^Z : (A, i, j, l) &\mapsto (\sigma_a^Y(A, i, j), l + h(A, i, j)) \text{ defines the horizontal gluings} \\ \sigma_b^Z : (A, i, j, l) &\mapsto (\sigma_b^Y(A, i, j), l + v(A, i, j)) \text{ defines the vertical gluings.} \end{aligned}$$

Proposition 4.2. *The origami Z from Definition 4.1 has the following properties:*

- i) *It allows a degree 2 covering r to the origami Y .*
- ii) *The covering r defined in i) is ramified precisely over the four points R_1^1, P_1^{2k}, Q_1^1 and Q_1^{2k} . The genus of Z is $48k + 3$.*
- iii) *Its Veech group is contained in $\pm\Gamma_6(2k)$.*

Proof. The map $(A, i, j, l) \mapsto (A, i, j)$ defines a covering of degree 2. Hence we have **i)**. For **ii)**, you may further read off from Figure 8 that a small loop on Y around a vertex meets an odd number of cuts if and only if the vertex is $P_1^{2k}, Q_1^{2k}, R_1^1$ or Q_1^1 . Thus these are the ramification points. Applying the Riemann-Hurwitz formula gives the genus, since by Proposition 3.5 the genus of Y is $24k + 1$.

Recall from Proposition 3.1 that the ramification index of $p : X \rightarrow E[2]$ at P_i, Q_i, S_i ($i \in \{1, 2, 3, 4\}$) is 3, respectively, and p is unramified at all R_j

($j \in \{1, \dots, 12\}$). Furthermore $q : Y \rightarrow X$ is unramified by Lemma 3.5. Thus we obtain from ii) for the ramification data:

$$\begin{aligned} \text{rm}(P, p \circ q \circ r) &= \{6, \underbrace{3, \dots, 3}_{2 \cdot (8k-1)}\}, & \text{rm}(Q, p \circ q \circ r) &= \{6, 6, \underbrace{3, \dots, 3}_{2 \cdot (8k-2)}\} \\ \text{rm}(R, p \circ q \circ r) &= \{2, \underbrace{1, \dots, 1}_{2 \cdot (24k-1)}\}, & \text{rm}(S, p \circ q \circ r) &= \{3, \dots, 3\}_{16 \cdot k} \end{aligned}$$

In particular, these four ramification data are different and Condition A) in Proposition 3.10 is satisfied. Furthermore, we have for $i \neq 1$:

$$\begin{aligned} \text{rm}(P_1, q \circ r) &= \{2, \underbrace{1, \dots, 1}_{2(2k-1)}\} \neq \text{rm}(P_i, q \circ r) = \{1, \dots, 1\}_{4k} \text{ and} \\ \text{rm}(Q_1, q \circ r) &= \{2, 2, \underbrace{1, \dots, 1}_{2(2k-2)}\} \neq \text{rm}(Q_i, q \circ r) = \{1, \dots, 1\}_{4k}. \end{aligned}$$

Thus Condition B) holds. Finally, the ramification behaviour of r shown in ii) ensures that Condition C) and D) are satisfied. Thus the claim follows from Proposition 3.10. \square

In particular, this proposition combined with Proposition 2.8 says that the Teichmüller curve of the origami Z_k has complementary series for every $k \geq 3$. In particular, our “smallest” example of Teichmüller curve with complementary series corresponds to Z_3 . The following corollary gives a description of Z_3 in terms of pairs of permutations:

Corollary 4.3. *The Teichmüller curve of the following origami (see Figure 10 in Appendix B) allows a complementary series:*

$$\begin{aligned} \sigma_a = & (1, 13, 193, 207, 243, 253)(2, 14, 194, 208, 244, 254) \\ & (3, 15, 195, 209, 245, 255)(4, 16, 196, 210, 246, 256) \\ & (5, 17, 197, 211, 247, 257)(6, 18, 198, 212, 248, 258) \\ & (7, 19, 199, 213, 249, 259)(8, 20, 200, 214, 250, 260) \\ & (9, 21, 201, 215, 251, 261)(10, 22, 202, 216, 252, 262) \\ & (11, 23, 203, 205, 241, 263)(12, 24, 204, 206, 242, 264) \\ & (25, 38, 266, 280, 220, 230, 26, 37, 265, 279, 219, 229) \\ & (27, 39, 267, 281, 221, 231)(28, 40, 268, 282, 222, 232) \\ & (29, 41, 269, 283, 223, 233)(30, 42, 270, 284, 224, 234) \\ & (31, 43, 271, 285, 225, 235)(32, 44, 272, 286, 226, 236) \\ & (33, 45, 273, 287, 227, 237)(34, 46, 274, 288, 228, 238) \\ & (35, 47, 275, 277, 217, 239)(36, 48, 276, 278, 218, 240) \\ & (49, 61, 433, 445, 337, 349)(50, 62, 434, 446, 338, 350) \\ & (51, 63, 435, 447, 339, 351)(52, 64, 436, 448, 340, 352) \\ & (53, 65, 437, 449, 341, 353)(54, 66, 438, 450, 342, 354) \\ & (55, 67, 439, 451, 343, 355)(56, 68, 440, 452, 344, 356) \end{aligned}$$

$$\begin{aligned}
& (57, 69, 441, 453, 345, 357)(58, 70, 442, 454, 346, 358) \\
& (59, 71, 443, 455, 347, 359)(60, 72, 444, 456, 348, 360) \\
& (73, 85, 361, 373, 457, 469)(74, 86, 362, 374, 458, 470) \\
& (75, 87, 363, 375, 459, 471)(76, 88, 364, 376, 460, 472) \\
& (77, 89, 365, 377, 461, 473)(78, 90, 366, 378, 462, 474) \\
& (79, 91, 367, 379, 463, 475)(80, 92, 368, 380, 464, 476) \\
& (81, 93, 369, 381, 465, 477)(82, 94, 370, 382, 466, 478) \\
& (83, 95, 371, 383, 467, 479)(84, 96, 372, 384, 468, 480) \\
& (97, 109, 385, 397, 481, 493)(98, 110, 386, 398, 482, 494) \\
& (99, 111, 387, 399, 483, 495)(100, 112, 388, 400, 484, 496) \\
& (101, 113, 389, 401, 485, 497)(102, 114, 390, 402, 486, 498) \\
& (103, 115, 391, 403, 487, 499)(104, 116, 392, 404, 488, 500) \\
& (105, 117, 393, 405, 489, 501)(106, 118, 394, 406, 490, 502) \\
& (107, 119, 395, 407, 491, 503)(108, 120, 396, 408, 492, 504) \\
& (121, 133, 505, 517, 409, 421)(122, 134, 506, 518, 410, 422) \\
& (123, 135, 507, 519, 411, 423)(124, 136, 508, 520, 412, 424) \\
& (125, 137, 509, 521, 413, 425)(126, 138, 510, 522, 414, 426) \\
& (127, 139, 511, 523, 415, 427)(128, 140, 512, 524, 416, 428) \\
& (129, 141, 513, 525, 417, 429)(130, 142, 514, 526, 418, 430) \\
& (131, 143, 515, 527, 419, 431)(132, 144, 516, 528, 420, 432) \\
& (145, 167, 539, 551, 299, 301)(146, 168, 540, 552, 300, 302) \\
& (147, 157, 529, 541, 289, 303)(148, 158, 530, 542, 290, 304) \\
& (149, 159, 531, 543, 291, 305)(150, 160, 532, 544, 292, 306) \\
& (151, 161, 533, 545, 293, 307)(152, 162, 534, 546, 294, 308) \\
& (153, 163, 535, 547, 295, 309)(154, 164, 536, 548, 296, 310) \\
& (155, 165, 537, 549, 297, 311)(156, 166, 538, 550, 298, 312) \\
& (169, 183, 315, 325, 553, 565)(170, 184, 316, 326, 554, 566) \\
& (171, 185, 317, 327, 555, 567)(172, 186, 318, 328, 556, 568) \\
& (173, 187, 319, 329, 557, 569)(174, 188, 320, 330, 558, 570) \\
& (175, 189, 321, 331, 559, 571)(176, 190, 322, 332, 560, 572) \\
& (177, 191, 323, 333, 561, 573)(178, 192, 324, 334, 562, 574) \\
& (179, 181, 313, 335, 563, 575)(180, 182, 314, 336, 564, 576), \\
\sigma_b = & (1, 265, 289, 553, 433, 73)(2, 266, 290, 554, 434, 74) \\
& (3, 267, 291, 555, 435, 75)(4, 268, 292, 556, 436, 76) \\
& (5, 269, 293, 557, 437, 77)(6, 270, 294, 558, 438, 78) \\
& (7, 271, 295, 559, 439, 79)(8, 272, 296, 560, 440, 80) \\
& (9, 273, 297, 561, 441, 81)(10, 274, 298, 562, 442, 82) \\
& (11, 275, 299, 563, 443, 83, 12, 276, 300, 564, 444, 84) \\
& (13, 229, 157, 565, 493, 133)(14, 230, 158, 566, 494, 134) \\
& (15, 231, 159, 567, 495, 135)(16, 232, 160, 568, 496, 136) \\
& (17, 233, 161, 569, 497, 137)(18, 234, 162, 570, 498, 138)
\end{aligned}$$

(19, 235, 163, 571, 499, 139)(20, 236, 164, 572, 500, 140)
 (21, 237, 165, 573, 501, 141)(22, 238, 166, 574, 502, 142)
 (23, 239, 167, 575, 503, 143)(24, 240, 168, 576, 504, 144)
 (25, 97, 505, 529, 169, 193, 26, 98, 506, 530, 170, 194)
 (27, 99, 507, 531, 171, 195)(28, 100, 508, 532, 172, 196)
 (29, 101, 509, 533, 173, 197)(30, 102, 510, 534, 174, 198)
 (31, 103, 511, 535, 175, 199)(32, 104, 512, 536, 176, 200)
 (33, 105, 513, 537, 177, 201)(34, 106, 514, 538, 178, 202)
 (35, 107, 515, 539, 179, 203)(36, 108, 516, 540, 180, 204)
 (37, 61, 469, 541, 325, 253)(38, 62, 470, 542, 326, 254)
 (39, 63, 471, 543, 327, 255)(40, 64, 472, 544, 328, 256)
 (41, 65, 473, 545, 329, 257)(42, 66, 474, 546, 330, 258)
 (43, 67, 475, 547, 331, 259)(44, 68, 476, 548, 332, 260)
 (45, 69, 477, 549, 333, 261)(46, 70, 478, 550, 334, 262)
 (47, 71, 479, 551, 335, 263)(48, 72, 480, 552, 336, 264)
 (49, 361, 145, 313, 385, 121)(50, 362, 146, 314, 386, 122)
 (51, 363, 147, 315, 387, 123)(52, 364, 148, 316, 388, 124)
 (53, 365, 149, 317, 389, 125)(54, 366, 150, 318, 390, 126)
 (55, 367, 151, 319, 391, 127)(56, 368, 152, 320, 392, 128)
 (57, 369, 153, 321, 393, 129)(58, 370, 154, 322, 394, 130)
 (59, 371, 155, 323, 395, 131)(60, 372, 156, 324, 396, 132)
 (85, 109, 421, 301, 181, 349)(86, 110, 422, 302, 182, 350)
 (87, 111, 423, 303, 183, 351)(88, 112, 424, 304, 184, 352)
 (89, 113, 425, 305, 185, 353)(90, 114, 426, 306, 186, 354)
 (91, 115, 427, 307, 187, 355)(92, 116, 428, 308, 188, 356)
 (93, 117, 429, 309, 189, 357)(94, 118, 430, 310, 190, 358)
 (95, 119, 431, 311, 191, 359)(96, 120, 432, 312, 192, 360)
 (205, 277, 397, 517, 445, 373)(206, 278, 398, 518, 446, 374)
 (207, 279, 399, 519, 447, 375)(208, 280, 400, 520, 448, 376)
 (209, 281, 401, 521, 449, 377)(210, 282, 402, 522, 450, 378)
 (211, 283, 403, 523, 451, 379)(212, 284, 404, 524, 452, 380)
 (213, 285, 405, 525, 453, 381)(214, 286, 406, 526, 454, 382)
 (215, 287, 407, 527, 455, 383)(216, 288, 408, 528, 456, 384)
 (217, 337, 457, 481, 409, 241)(218, 338, 458, 482, 410, 242)
 (219, 339, 459, 483, 411, 243)(220, 340, 460, 484, 412, 244)
 (221, 341, 461, 485, 413, 245)(222, 342, 462, 486, 414, 246)
 (223, 343, 463, 487, 415, 247)(224, 344, 464, 488, 416, 248)
 (225, 345, 465, 489, 417, 249)(226, 346, 466, 490, 418, 250)
 (227, 347, 467, 491, 419, 251)(228, 348, 468, 492, 420, 252)

The genus of the origami is 147. It consists of 95 horizontal and 94 vertical cylinders and it is in the stratum $\mathcal{H}(1, 5, 5, 5, \underbrace{2, \dots, 2}_{138})$.

ACKNOWLEDGEMENTS

The authors are grateful to A. Avila, N. Bergeron, P. Hubert and J.-C. Yoccoz for discussions related to this note. The second author would like to thank Florian Nisbach for proofreading of some parts of the text. Both authors also would like to thank the following institutions for their hospitality during the preparation of this text: HIM - Bonn (in the occasion of the “Geometry and Dynamics of Teichmüller Spaces” trimester, May - August, 2010) and MFO - Oberwolfach (in the occasion of the “Billiards, Flat Surfaces, and Dynamics on Moduli Spaces” workshop, May 8 - 14, 2011).

APPENDIX A. EXISTENCE OF ARITHMETIC TEICHMÜLLER CURVES
WITH COMPLEMENTARY SERIES

The facts in this Appendix are certainly well-known among experts, but we include this Appendix for sake of completeness. In the sequel, we will follow some arguments that grew out of conversations of the first author with A. Avila and J.-C. Yoccoz.

Consider the level 2 principal congruence subgroup Γ_2 of $SL(2, \mathbb{Z})$. Recall that its image $P\Gamma_2$ in $PSL(2, \mathbb{Z})$ is the free subgroup generated by

$$x := \begin{pmatrix} 1 & 2 \\ 0 & 1 \end{pmatrix} \quad \text{and} \quad y := \begin{pmatrix} 1 & 0 \\ 2 & 1 \end{pmatrix}.$$

It follows that we have a natural surjective homomorphism $\rho : P\Gamma_2 \rightarrow \mathbb{Z}$ obtained by counting the number of occurrences of x into a given word $w = w(x, y) \in P\Gamma_2$. In particular, by taking the reduction modulo N , we have a family of natural surjective homomorphisms $\rho_N : \Gamma_2 \rightarrow \mathbb{Z}/N\mathbb{Z}$. We define

$$\Gamma_2(N) := \text{Ker}(\rho_N).$$

Proposition A.1. *The regular representation of $SL(2, \mathbb{R})$ on $L^2(\mathbb{H}/\Gamma_2(N))$ exhibits complementary series for all sufficiently large N .*

Proof. Denoting by $\mathcal{F}_1 := \{z \in \mathbb{H} : |\text{Re}(z)| \leq 1/2, |z| \geq 1\}$ the standard fundamental domain of the action of $SL(2, \mathbb{Z})$ on \mathbb{H} , one has that $\mathcal{F}_2 := \bigcup_{l=1}^6 \alpha_l^{-1}(\mathcal{F}_1)$, where $\alpha_1 = \text{Id}$, $\alpha_2 = T = \begin{pmatrix} 1 & 1 \\ 0 & 1 \end{pmatrix}$, $\alpha_3 = S = \begin{pmatrix} 0 & -1 \\ 1 & 0 \end{pmatrix}$, $\alpha_4 = TS$, $\alpha_5 = ST$ and $\alpha_6 = T^{-1}ST$, is a fundamental domain for the action of Γ_2 on \mathbb{H} . In particular, by definition, $\mathcal{F}_N := \bigcup_{j=0}^{N-1} x^j(\mathcal{F}_2)$ is a

fundamental domain for the action of $\Gamma_2(N)$ on \mathbb{H} .

Let $U := \mathcal{F}_2 \cap \{z \in \mathbb{H} : |\text{Im}(z)| < 1\}$ and $V := x^n(U)$ where $n = \lfloor N/2 \rfloor$. Since the hyperbolic distance $\rho(z, w)$ between $z, w \in \mathbb{H}$ verifies $\cosh \rho(z, w) = 1 + |z - w|^2 / 2\text{Im}(z)\text{Im}(w)$, it follows that the hyperbolic distance $d(U, V)$ between U and V satisfies

$$\cosh d(U, V) \geq 1 + 2(n - 1)^2$$

because $|\text{Im}(z)|, |\text{Im}(w)| \leq 1$ and $|z - w| \geq 2(n - 1)$ for any $z \in U$, $w \in V = x^n(U)$. From our choices of U and V (inside the fundamental domain \mathcal{F}_N), it follows that U and V are far apart by $\text{arccosh}(1 + 2(n - 1)^2)$ (at least) on $\mathbb{H}/\Gamma_2(N)$.

In other words, for all $0 \leq t \leq \text{arccosh}(1 + 2(n - 1)^2)$, we have that $U \cap a(t)V = \emptyset$. Here, $a(t) = \text{diag}(e^t, e^{-t})$ is the diagonal subgroup of $SL(2, \mathbb{R})$ and we're slightly abusing the notation by identifying $U, V \subset \mathbb{H}/\Gamma_2(N) =$

$SO(2, \mathbb{R}) \backslash SL(2, \mathbb{R}) / \Gamma_2(N)$ with their lifts to $SL(2, \mathbb{R}) / \Gamma_2(N)$. Therefore, by taking $f = \frac{\chi_U}{\sqrt{\text{Area}(U)}}$, $g = \frac{\chi_V}{\sqrt{\text{Area}(V)}}$ and $u = f - \int f$, $v = g - \int g$, we get

$$\begin{aligned} \int u \cdot v \circ a(t) &= \int \left(f - \int f \right) \cdot \left(g \circ a(t) - \int g \right) \\ &= \int (f \cdot g \circ a(t)) - \int f \int g \\ &= - \int f \int g \end{aligned}$$

for every $0 \leq t \leq \text{arccosh}(1 + 2(n-1)^2)$. Here Area is the normalised hyperbolic area form of $\mathbb{H}/\Gamma_2(N)$.

Assume that the regular representation of $SL(2, \mathbb{R})$ on $L^2(\mathbb{H}/\Gamma_2(N))$ doesn't exhibit complementary series. By Ratner's work [16], it follows from the identity above that, for all $0 \leq t \leq \text{arccosh}(1 + 2(n-1)^2)$,

$$\begin{aligned} \text{Area}(U) &= \sqrt{\text{Area}(U)} \cdot \sqrt{\text{Area}(V)} = \int f \int g = \left| \int u \cdot v \circ a(t) \right| \\ &\leq \tilde{K} \|u\|_{L^2} \|v\|_{L^2} t e^{-t} \\ &= \tilde{K} (\|f\|_{L^2}^2 - \|f\|_{L^1}^2)^{1/2} (\|g\|_{L^2}^2 - \|g\|_{L^1}^2)^{1/2} t e^{-t} \\ &= \tilde{K} (1 - \text{Area}(U)) t e^{-t} \\ &\leq \tilde{K} t e^{-t} \end{aligned}$$

where $\tilde{K} > 0$ is a universal constant. In our case, since the hyperbolic area of $\mathcal{F}_2 - U$ is 2 and the hyperbolic area of \mathcal{F}_2 is 2π (equal to the area of \mathbb{H}/Γ_2), we have $\text{Area}(U) = (2\pi - 2)/2\pi N$.

Thus, in the previous estimate, we see that the absence of complementary series implies

$$\frac{2\pi - 2}{2\pi N} \leq \tilde{K} t_N e^{-t_N}$$

with $t_N = \text{arccosh}(1 + 2(\lfloor \frac{N}{2} \rfloor - 1)^2)$. Since this inequality is false for all sufficiently large N , the proof of the proposition is complete. \square

Remark A.2. The constant \tilde{K} in Ratner's work [16] can be rendered explicit (by bookkeeping it along Ratner's arguments). By following [16] closely, we found that one can take $\tilde{K} = \frac{(32+\sqrt{2})}{3e^3(1-e^{-4})^2} + (1 + 2\sqrt{2})e$ in the proof of the previous proposition. In particular, by inserting this into the estimate

$$\text{Area}(U) \leq \tilde{K} (1 - \text{Area}(U)) t e^{-t}$$

derived above, one eventually find that complementary series show up as soon as $N \geq 170$.

Remark A.3. The proof of the previous proposition can be adapted to show that the size of the spectral gap becomes arbitrarily small for a sufficiently large N . Indeed, if there was a uniform size $\sigma > 0$ for the spectral gap along the family $\mathbb{H}/\Gamma_2(N)$, one could apply Ratner's work [16] to deduce

$$\text{Area}(U) \leq \tilde{K} t_N e^{-\sigma \cdot t_N}$$

where U and t_N are as in the proof of the previous proposition. Hence,

$$\frac{2\pi - 2}{2\pi N} \leq \tilde{K} t_N e^{-t_N}$$

with $t_N = \text{arccosh}(1 + 2(\lfloor \frac{N}{2} \rfloor - 1)^2)$, a contradiction for all sufficiently large N .

APPENDIX B. PICTURE OF THE ORIGAMI IN THE CASE $k = 3$

Figure 10 shows the origami Z from Corollary 4.3.

183	315	325	553	565	169
157	529	541	289	303	147

184	316	326	554	566	170
158	530	542	290	304	148

85	361	373	457	469	73
61	433	445	337	349	49

86	362	374	458	470	74
62	434	446	338	350	50

421	121	133	505	517	409
397	481	493	97	109	385

422	122	134	506	518	410
398	482	494	98	110	386

279	219	229	25	37	265
253	1	13	193	207	243

280	220	230	26	38	266
254	2	14	194	208	244

$j = 1$

185	317	327	555	567	171
159	531	543	291	305	149

186	318	328	556	568	172
160	532	544	292	306	150

87	363	375	459	471	75
63	435	447	339	351	51

88	364	376	460	472	76
64	436	448	340	352	52

423	123	135	507	519	411
399	483	495	99	111	387

424	124	136	508	520	412
400	484	496	100	112	388

281	221	231	27	39	267
255	3	15	195	209	245

282	222	232	28	40	268
256	4	16	196	210	246

$j = 2$

187	319	329	557	569	173
161	533	545	293	307	151

188	320	330	558	570	174
162	534	546	294	308	152

89	365	377	461	473	77
65	437	449	341	353	53

90	366	378	462	474	78
66	438	450	342	354	54

425	125	137	509	521	413
401	485	497	101	113	389

426	126	138	510	522	414
402	486	498	102	114	390

283	223	233	29	41	269
257	5	17	197	211	247

284	224	234	30	42	270
258	6	18	198	212	248

$j = 3$

189	321	331	559	571	175
163	535	547	295	309	153

190	322	332	560	572	176
164	536	548	296	310	154

91	367	379	463	475	79
67	439	451	343	355	55

92	368	380	464	476	80
68	440	452	344	356	56

427	127	139	511	523	415
403	487	499	103	115	391

428	128	140	512	524	416
404	488	500	104	116	392

285	225	235	31	43	271
259	7	19	199	213	249

286	226	236	32	44	272
260	8	20	200	214	250

$j = 4$

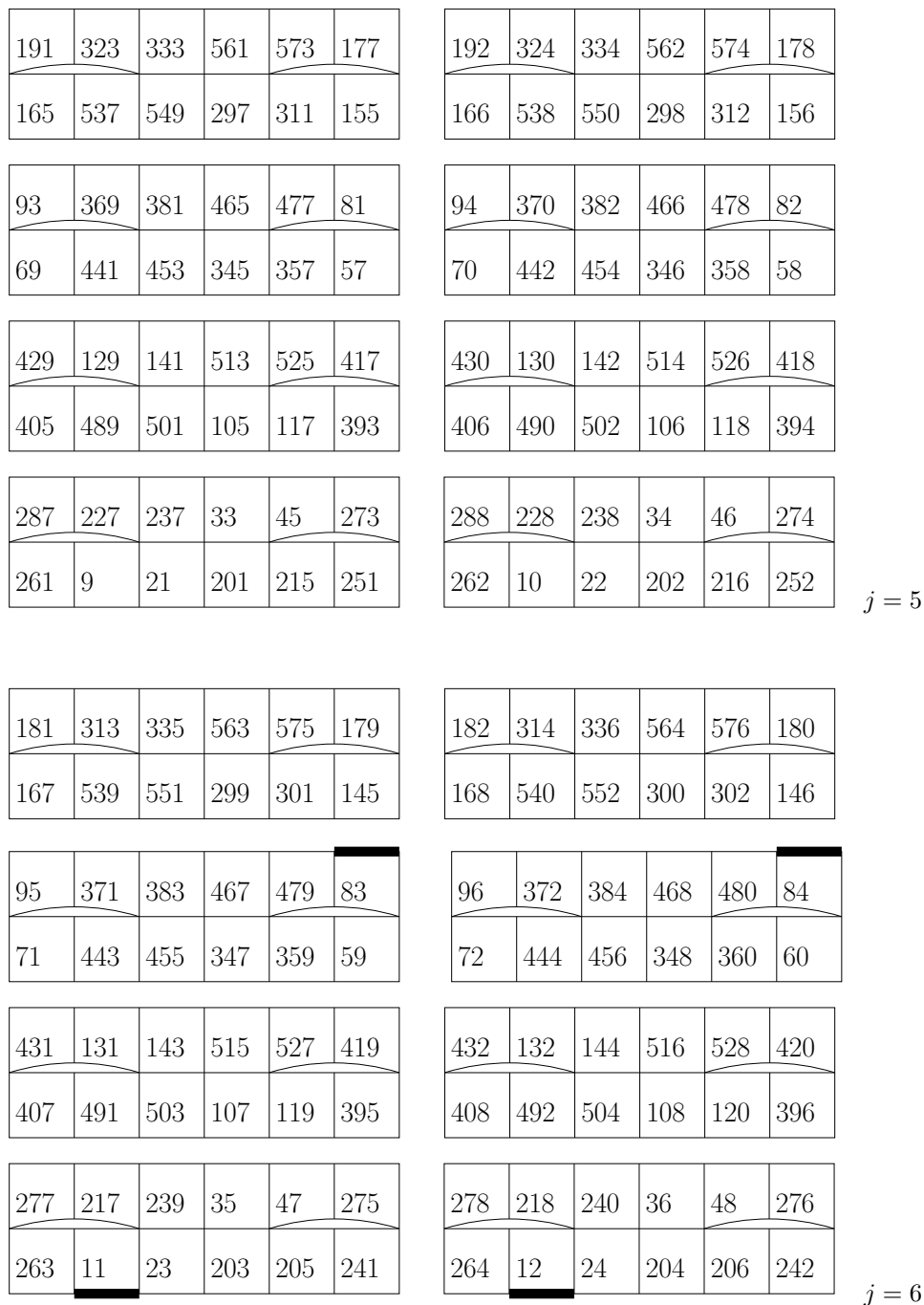


FIGURE 10. The origami Z . Change at the black bars from the left to the right leaf and vice versa. See Corollary 4.3 and Figure 8 for the gluing rules.

REFERENCES

- [1] J. Adámek, H. Herrlich and G. Strecker, *Abstract and concrete categories : the joy of cats*, Pure and applied mathematics, A Wiley-Interscience publication, Wiley New York (1990).
- [2] A. Avila and S. Gouëzel, *Small eigenvalues of the Laplacian for algebraic measures in moduli space, and mixing properties of the Teichmüller flow*, Preprint 2010 available at <http://arxiv.org/abs/1011.5472>
- [3] A. Avila, S. Gouëzel and J.-C. Yoccoz, *Exponential mixing for the Teichmüller flow*, Publ. Math. IHES, 143-211, 2006.
- [4] N. Bergeron, *Le spectre de surfaces hyperboliques*, Savoirs Actuels (Les Ulis). EDP Sciences, Les Ulis; CNRS Éditions, Paris, 2011. x+338 pp.
- [5] P. Buser, *A note on the isoperimetric inequality*, Ann. Sci. Éc. Norm. Sup. 15 (1982), no. 2, 213-230.
- [6] J. Ellenberg and D. Mc Reynolds, *Arithmetic Veech sublattices of $SL(2, \mathbb{Z})$* , Duke Math. J. 161 (2012), 415-429.
- [7] A. Eskin and M. Mirzakhani, *Invariant and stationary measures for the $SL(2, \mathbb{R})$ action on moduli space*, Preprint 2012 available at <http://www.math.uchicago.edu/~eskin/measures.pdf>.
- [8] E. Gutkin and C. Judge, *Affine mappings of translation surfaces: geometry and arithmetic*, Duke Math. J. 103 (2000), 191-213.
- [9] P. Hubert and S. Lelièvre, *Prime arithmetic Teichmüller discs in $\mathcal{H}(2)$* , Israel Journal of Mathematics 151 (2006), 281-321.
- [10] P. Hubert and T. Schmidt, *An introduction to Veech surfaces*, Handbook of dynamical systems. Vol. 1B, 501-526, Elsevier B. V., Amsterdam, 2006.
- [11] M. Kontsevich and A. Zorich, *Connected components of the moduli spaces of Abelian differentials with prescribed singularities*, Invent. Math. 153 (2003), no. 3, 631-678.
- [12] A. Lubotzky, *Discrete Groups, Expanding Graphs and Invariant Measures*, with an appendix by Jonathan D. Rogawski. Progress in Mathematics, 125. Birkhäuser Verlag, Basel, 1994. xii+195 pp. ISBN: 3-7643-5075-X
- [13] H. Masur, *Interval exchange transformations and measured foliations*, Annals of Math. 115 (1982), 169-200.
- [14] M. Möller, *Teichmueller curves, Galois actions and GT-relations*, Math. Nachrichten 278 No. 9 (2005), 1061-1077.
- [15] F. Nisbach, *The Galois action on Origami curves and a special class of Origamis*, Dissertation 2011, Karlsruhe Institute of Technology, available at <http://digbib.ubka.uni-karlsruhe.de/volltexte/1000025252>
- [16] M. Ratner, *The rate of mixing for geodesic and horocycle flows*, Ergodic Theory Dynam. Systems 7 (1987), no. 2, 267-288.
- [17] G. Schmihäsen, *Veech groups of origamis*, Dissertation 2005, Universität Karlsruhe.
- [18] ———, *An algorithm for Finding the Veech Group of an Origami*, Experimental Mathematics 13 (2004), no. 4, 459-472.
- [19] A. Selberg, *On the estimation of Fourier coefficients of modular forms*, 1965 Proc. Sympos. Pure Math., Vol. VIII pp. 1-15 Amer. Math. Soc., Providence, R.I.
- [20] W. Veech, *Gauss measures for transformations on the space of interval exchange maps*, Annals of Math. 115 (1982), 201-242.
- [21] ———, *Teichmüller Geodesic Flow*, Annals of Math. 124 (1986), 441-530.
- [22] A. Zorich, *Flat surfaces*, Frontiers in number theory, physics, and geometry. I, 437-583, Springer, Berlin, 2006.

CARLOS MATHEUS: LAGA, INSTITUT GALILÉE, UNIVERSITÉ PARIS 13, 99, AV.
JEAN-BAPTISTE CLÉMENT, 93430 VILLETANEUSE, FRANCE

E-mail address: matheus@impa.br

URL: <http://www.impa.br/~cmateus>

GABRIELA WEITZE-SCHMITHÜSEN: INSTITUTE FOR ALGEBRA AND GEOMETRY,
KARLSRUHE INSTITUTE OF TECHNOLOGY, 76128 KARLSRUHE, GERMANY

E-mail address: weitze-schmithuesen@kit.edu

URL: <http://www.math.kit.edu/iag3/~schmithuesen/>