

Stability and evolution of wave packets in strongly coupled degenerate plasmas

A. P. Misra^{1,*} and P. K. Shukla^{2,†}

¹*Department of Physics, Umeå University, SE-901 87 Umeå, Sweden*

²*RUB International Chair, International Center for Advanced Studies in Physical Sciences,
Faculty of Physics & Astronomy, Ruhr University Bochum, D-44780 Bochum, Germany*

(Received 29 August 2011; Revised 9 February 2012)

We study the nonlinear propagation of electrostatic wave packets in a collisional plasma composed of strongly coupled ions and relativistically degenerate electrons. The equilibrium of ions is maintained by an effective temperature associated with their strong coupling, whereas that of electrons is provided by the relativistic degeneracy pressure. Using a multiple scale technique, a (3+1)-dimensional coupled set of nonlinear Schrödinger-like equations with nonlocal nonlinearity is derived from a generalized viscoelastic hydrodynamic model. These coupled equations, which govern the dynamics of wave packets, are used to study the oblique modulational instability of a Stoke's wave train to a small plane wave perturbation. We show that the wave packets, though stable to the parallel modulation, becomes unstable against oblique modulations. In contrast to the long-wavelength carrier modes, the wave packets with short-wavelengths are shown to be stable in the weakly relativistic case, whereas they can be stable or unstable in the ultra-relativistic limit. Numerical simulation of the coupled equations reveals that a steady state solution of the wave amplitude exists together with the formation of a localized structure in (2+1) dimensions. However, in the (3+1)-dimensional evolution, a Gaussian wave beam self-focuses after interaction and blows up in a finite time. The latter is, however, arrested when the dispersion predominates over the nonlinearities. This occurs when the Coulomb coupling strength is higher or a choice of obliqueness of modulation, or a wavelength of excitation is different. Possible application of our results to the interior as well as in an outer mantle of white dwarfs are discussed.

PACS numbers: 52.27.Gr, 52.27.Aj, 52.35.Fp, 52.35.Mw

I. INTRODUCTION

The nonlinear propagation of electrostatic waves in strongly coupled plasmas has been of considerable interest in recent years because of its possible applications in compact astrophysical objects (e.g. the interior of white dwarfs, neutron stars, the core of pre-Supernova stars), giant planetary interiors (e.g. Jupiter), in laboratory (e.g. ultra-cold plasmas by laser compression of matter) as well as in nonideal plasmas for industrial applications (see e.g. some recent works [1–3]). White dwarfs have typically masses approximately between 0.07 and $8 - 10M_{\odot}$, where M_{\odot} is the solar mass. It has been predicted that the majority of white dwarfs have a core of carbon-oxygen composition, which itself is surrounded by a helium layer and, for most known white dwarfs, by an additional hydrogen layer. However, recent research has also indicated that there may be several white dwarfs with large volumes (or low density) primarily composed of carbon with little or no hydrogen or helium [4]. Furthermore, Koester in a recent study assumed that the core may be pure C or pure O [5]. The core of these stars is, however, extremely dense and consists of a plasma of unbounded nuclei and electrons, i.e., positively charged ions providing almost all the mass (in-

ertia) and the pressure, as well as electrons providing the pressure (restoring force) but none of the mass (inertialless). In these plasma environments, (typically at high densities $\sim 10^{34} \text{ cm}^{-3}$ and low temperatures $\sim 10^7 \text{ K}$), the ions form a regular lattice structure and electrons are relativistically degenerate with weak electrostatic interactions [6, 7]. Nevertheless, in an outer mantle, plasmas may be composed of non-relativistically degenerate electrons (at low-densities $\sim 10^{26} \text{ cm}^{-3}$) with strongly coupled ions. In both these cases, the electron Fermi energy becomes larger compared to both the thermal energies $k_B T_{e,i}$ of electrons and ions as well as the typical electron-ion interaction energies. Therefore, the electron density, to a good approximation, can be assumed to be uniform and unaffected by the ions.

On the other hand, above a certain mass ($M \approx 1.4M_{\odot}$), the internal pressure of white dwarfs becomes high enough for electrons to have sufficient momenta. In this case the relativistic effects become significant, and the degenerate equation of state $P \sim n_e^{5/3}$ (weakly relativistic) that keeps the white dwarf from collapsing under its own gravity, changes to a different form $P \sim n_e^{4/3}$ (ultra-relativistic) [8]. In the latter case, the white dwarf collapses under self-gravitation into a denser object such as a neutron star. This change of degeneracy pressure (of course, there is no sharp transition) will certainly change the spectrum of collective oscillations of electrons and ions, which can be used to probe the density profiles and other characteristics of white dwarfs.

Recent theoretical developments have indicated that

* apmisra@visva-bharati.ac.in; apmisra@gmail.com; Permanent address: Department of Mathematics, Siksha Bhavana, Visva-Bharati University, Santiniketan-731 235, India.

† ps@tp4.rub.de; profshukla@yahoo.com

strong correlations of ions significantly modify the dispersion properties of collective modes as well as the characteristics of nonlinear localized structures, e.g., solitons, shocks in strongly coupled degenerate plasmas [1, 9]. A number of works can be found in the literature dealing with the linear and nonlinear properties of wave modes in strongly coupled dusty plasmas [2, 3, 10]. An addition, in a nonlinear regime, is the one dimensional propagation of wave packets and associated modulational instability [11] in strongly coupled dusty plasmas by Veeresha *et al* [3]. Very recently, Shukla *et al* [1] have shown that the localization of ion modes is also possible in a one-dimensional strongly coupled relativistically degenerate plasma. It is, therefore, pertinent to investigate the influence of strongly coupled ions as well as the relativistic degeneracy pressure of electrons on the propagation of multi-dimensional wave packets in collisional electron-ion plasmas, such as those representative of white dwarfs.

In contrast to (1+1)-dimensional evolution of envelope solitons, the nonlinear Schrödinger equation in multi-dimensions [(2+1) or (3+1)] with cubic and/or quadratic nonlocal nonlinearities may no longer be integrable. In this case, the system often exhibits wave collapse near the singularity even with a wide range of initial conditions instead of stable oscillations [12]. A collapsing wave packet with higher amplitudes thus self-focuses in shorter scales at the singularity until other physical effects intervene to arrest it. Nevertheless, nonlocality has been known to give rise to novel phenomena of generic natures. For example, it may promote the modulational instability in self-defocusing media or can arrest wave collapse in multi-dimensional self-focusing media. Furthermore, nonlocal nonlinearity may affect soliton interactions as well as may support the formation of stable localized structures [13]. It is thus of interest to investigate the modulational instability as well as the localization of wave packets in strongly coupled relativistically degenerate plasmas.

II. ANALYSIS

A. Basic equations

We consider the nonlinear propagation of low-frequency ($kV_{Ti} < \omega < kV_{Te}, \omega_{pi}$) electrostatic waves in an unmagnetized collisional plasma consisting of inertial multi-charged strongly coupled classical ions and inertialess relativistically degenerate electrons with weak interparticle interactions. The dynamics of such waves can be described by a generalized hydrodynamic model which reads [1, 3, 10, 14]

$$\frac{dn_i}{dt} + n_i \nabla \cdot \mathbf{v}_i = 0, \quad (1)$$

$$\left(1 + \tau_m \frac{d}{dt}\right) \left(m_i n_i \frac{d\mathbf{v}_i}{dt} + Z_i e n_i \nabla \phi + \nabla P_i + m_i n_i \nu_{in} \mathbf{v}_i\right) = \eta \nabla^2 \mathbf{v}_i + \left(\zeta + \frac{\eta}{3}\right) \nabla (\nabla \cdot \mathbf{v}_i), \quad (2)$$

$$0 = e n_e \nabla \phi - \nabla P_e, \quad (3)$$

$$\nabla^2 \phi = 4\pi e (n_e - Z_i n_i), \quad (4)$$

where n_j , \mathbf{v}_j and m_j respectively denote the number density (with equilibrium value n_{j0}), velocity and mass of different species ($j = e$ for electrons and $j = i$ for ions), Z_i is the ion charge number, e is the elementary charge and ν_{in} is the ion-neutral collision frequency. Furthermore, ϕ is the electrostatic scalar potential, P_e (P_i) is the electron (ion) pressure to be defined later and $d/dt = \partial/\partial t + \mathbf{v}_i \cdot \nabla$ is the convective derivative. In equilibrium, the overall charge neutrality condition gives $n_{e0} = Z_i n_{i0}$. In Eq. (2), τ_m is the viscoelastic relaxation time given by [10]

$$\tau_m = \frac{\zeta + 4\eta/3}{n_{i0} k_B T_i} \left(1 - \gamma_i \mu_i + \frac{4}{15} u(\Gamma_i)\right)^{-1}, \quad (5)$$

where T_i is the ion temperature, k_B is the Boltzmann constant, $\zeta + 4\eta/3$ is the coefficient of the effective ion viscosity in which η and ζ account respectively for the shear and bulk viscosity. Also, γ_i is the ion adiabatic index and $u(\Gamma_i)$ is a measure of the excess internal ion energy. Here Γ_i , the ion coupling parameter (to be presented more extensively later in the text), is a measure of the ratio of the Coulomb energy to the kinetic energy per particle. For values of Γ_i of the order of 1 or larger, correlation effects become important and the plasma is then called strongly coupled. The expression for $u(\Gamma_i)$ can be given for $\kappa \rightarrow 0$ (where κ , to be explained later, is the ratio of the interparticle distance to the ion Debye length) as [15, 16]

$$u(\Gamma_i) \approx \begin{cases} 5 - \frac{\sqrt{3}}{2} \Gamma_i^{3/2} & (\Gamma_i < 1), \\ -0.90 \Gamma_i + 0.95 \Gamma_i^{1/4} & (1 \leq \Gamma_i \leq 160), \\ +0.18 \Gamma_i^{-1/4} - 0.80 & (160 < \Gamma_i \leq 300), \\ 1.5 - 0.90 \Gamma_i + 2980 \Gamma_i^{-2} & (160 < \Gamma_i \leq 300), \\ 1.5 - 0.90 \Gamma_i + 9.6 \Gamma_i^{-1} & (300 < \Gamma_i \leq 2000), \\ +840 \Gamma_i^{-2} + 1.1 \times 10^5 \Gamma_i^{-3} & (300 < \Gamma_i \leq 2000). \end{cases} \quad (6)$$

The relaxation time τ_m represents a characteristic time scale to describe two classes of wave modes with frequency ω , namely the hydrodynamic modes with $\omega \tau_m \ll 1$ and modes with $\omega \tau_m \gg 1$, i.e., the kinetic modes. The compressibility parameter μ_i appearing in Eq. (5) is given by [10]

$$\mu_i = \frac{1}{k_B T_i} \left(\frac{\partial P_i}{\partial n_i} \right)_{T_i} = 1 + \frac{1}{3} u(\Gamma_i) + \frac{\Gamma_i}{9} \frac{\partial u(\Gamma_i)}{\partial \Gamma_i}. \quad (7)$$

Since $u(\Gamma_i)$ is negative for increasing values of Γ_i , μ_i can change its sign. It has been shown that for Γ_i within the range $1 < \Gamma_i < 10$ this change of sign can cause the dispersion curve to turn over with the group velocity going to zero and then to negative values [10]. In the following subsections we will define few parameters that are relevant in the present theory.

B. Degeneracy parameter

The degeneracy parameter for a particle of species j can be defined as

$$\chi_j \equiv \frac{T_{Fj}}{T_j} = \frac{1}{2} (3\pi^2)^{2/3} (n_j \lambda_{Bj}^3)^{2/3}, \quad (8)$$

where $\lambda_{Bj} = \hbar/\sqrt{k_B T_j m_j}$ is the thermal de Broglie wavelength, $E_{Fj} = k_B T_{Fj} = \hbar^2 (3\pi^2 n_j)^{2/3}/2m_j$ is the Fermi energy and T_{Fj} is the Fermi temperature. Thus, depending on the thermal energy $k_B T_j$, particles are said to be degenerate if the number density n_j exceeds the quantum concentration $n_{qj} \equiv (2m_j k_B T_j/\hbar^2)^{3/2}/3\pi^2$. Typically, for astrophysical dense plasmas, $n_e \gtrsim 10^{27} \text{ cm}^{-3}$. So, $\chi_e > 1$ for $T_e \lesssim 10^7 \text{ K}$. However, in metals ($n_e \sim 10^{23} \text{ cm}^{-3}$) electrons are degenerate at $T_e \lesssim 10^5 \text{ K}$. Thus, when the electrons form a degenerate system and ions are classical, $\chi_e > 1$ and $\chi_i < 1$ must be satisfied.

C. Coupling parameter

In order to measure the weak or strong interparticle interactions between electrons or ions we define two coupling parameters, namely the quantum coupling and the Coulomb coupling parameter. The quantum criterion of ideality for degenerate electrons has the form

$$\Gamma_e = 4\pi e^2 n_e^{1/3} / E_{Fe} \sim d/a_0, \quad (9)$$

where d denotes the mean interparticle distance (Wigner-Seitz cell radius) given by $(4\pi/3)d^3 n_j = 1$ and a_0 is the Bohr radius. Since $E_{Fe} \propto n_e^{2/3}$, the parameter Γ_e decreases below one with increasing values of the electron density ($n_e \gtrsim 10^{27} \text{ cm}^{-3}$). This implies that a degenerate electron plasma becomes even more ideal with thermal compression. Moreover, at higher densities only electrons represent an ideal Fermi gas whereas the ion component is nonideal. Depending on the degree of its nonideality, one may look for ionic liquids, cellular or crystalline structures. Thus, one defines the criterion of ideality/nonideality by the ratio between the average potential energy of Coulomb interaction and the mean thermal energy characterized by the temperature T_i for nondegenerate multi-charged ions as

$$\Gamma \equiv \Gamma_i e^{-\kappa} = \left(\frac{Z_i^2 e^2}{k_B T_i d} \right) e^{-\kappa}, \quad (10)$$

where the factor $\kappa \equiv d/\lambda_{Di}$ measures the screening of the ion charge by the plasma over a distance of the ion Debye length $\lambda_{Di} = \sqrt{k_B T_i / 4\pi n_{i0} Z_i^2 e^2}$. Notice here that in a two-component electron-ion plasma in which electrons are degenerate and ions are classical, the screening distance of a test charge is truly the ion Debye length, i.e.,

$$\lambda_{scr}^{-2} = \lambda_{Fe}^{-2} + \lambda_{Di}^{-2} \approx \lambda_{Di}^{-2}, \quad (11)$$

where $\lambda_{Fe} = (k_B T_{Fe} / 4\pi n_e e^2)^{1/2}$ is the Thomas-Fermi length (screening distance by degenerate electrons). Furthermore, plasma represents a gaseous medium for $\Gamma_i < 1$, which changes to liquid-like ($\Gamma_i \gtrsim 10$) with density growth or with cooling. This plasma has a short-range order. With further enhancement of Γ_i , the ion subsystem crystallizes in the range ($170 \lesssim \Gamma_i \lesssim 180$), and for $\Gamma_i > 180$, the plasma behaves like a solid with long-range order. In the latter, the Coulomb force completely dominates the dynamics, and the ions arrange themselves in a periodic lattice structure, which minimizes the electrostatic interaction energy. Typically, for a density $\sim 10^{34} \text{ cm}^{-3}$ and a composition of pure O^{16} in the interior of a white dwarf, the resulting temperature for the onset of crystallization is $\sim 10^7 \text{ K}$ [17].

D. Degenerate equation of state

For degenerate electrons, the energy distribution is no longer a thermal distribution, but one governed by the exclusion principle, i.e., the Fermi energy which has a pressure associated with it. The equation of state for relativistically degenerate electrons is given by [8]

$$P_e = \frac{\pi m_e^4 c^5}{3h^3} \left[s(2s^2 - 3)(1 + s^2)^{1/2} + 3 \sinh^{-1}(s) \right], \quad (12)$$

where $p_e = (3h^3 n_e / 8\pi)^{1/3}$ is the momentum of electrons on the Fermi surface, $h (= 2\pi\hbar)$ is the Planck's constant and $s = p_e/m_e c$ is the nondimensional parameter. Thus, in the weakly relativistic (or nonrelativistic) limit ($s \ll 1$) and ultra-relativistic limit ($s \gg 1$) the pressure equation (12) reduces to two different forms:

$$P_e = \begin{cases} \frac{1}{5} \frac{\hbar^2}{m_e} (3\pi^2)^{2/3} n_e^{5/3} = \frac{2}{5} E_{Fe} n_e & \text{for } s \ll 1, \\ \frac{\hbar c}{4} (3\pi^2)^{1/3} n_e^{4/3} & \text{for } s \gg 1. \end{cases} \quad (13)$$

These pressures can be combined to write

$$P_e = K_\gamma n_e^\gamma, \quad (14)$$

where

$$K_\gamma = \frac{R_\gamma}{3\gamma} (3\pi^2 \hbar^3)^{\gamma-1} \quad (15)$$

with $R_{5/3} = 1/m_e$ and $R_{4/3} = c$. Thus, when the Fermi energy becomes higher than the rest energy of electrons, the weakly relativistic pressure equation will no longer be valid, and one must use the ultra-relativistic equation of state. The latter in the case of massive white dwarf stars ($M \approx 1.4 M_{\text{sun}}$) gives rise to a lower degeneracy pressure than the weakly relativistic case making them gravitationally unstable.

E. Pressure equation for ions

We now consider the pressure of ions as given by [1]

$$\nabla P_i = \gamma_i k_B T_{if} \nabla n_i, \quad (16)$$

where $T_{if} = T_* + \mu_i T_i$ is the effective ion temperature in which T_* appears due to electrostatic interactions between strongly coupled ions, and is given by [18, 19]

$$T_* = \frac{N_{nn}}{3} \Gamma_i T_i (1 + \kappa) e^{-\kappa}. \quad (17)$$

Here, N_{nn} is determined by the ion structure and corresponds to the number of nearest neighbors (e.g., in the crystalline state, $N_{nn} = 12$ for the fcc and hcp lattices, $N_{nn} = 8$ for the bcc lattice). Although, the parameter μ_i can be negative [cf. Eqs. (6) and (7)] for increasing values of Γ_i , T_* may be comparable or even dominate over $\mu_i T_i$ for $\Gamma_i \gg 1$, and so the effective temperature T_{if} (> 0) is most likely due to the strong coupling of ions. Typically, for $n_e = 2 \times 10^{26} \text{ cm}^{-3}$, $T_e = 40 T_i = 10^7 \text{ K}$ and $Z_i = 8$ (relevant for weakly relativistic regime), we have $\Gamma_i \approx 202$, $T_* = 2 \times 10^8 \text{ K}$, $\mu_i T_i = -2.4 \times 10^7 \text{ K}$. Similarly, considering parameters in the ultra-relativistic regime, we find that T_* is always a few orders of magnitude higher than the kinetic temperature of ions, T_i .

F. Parameter regimes

Our aim is to consider a fully ionized two-component plasma in which electrons are relativistically degenerate with weak interaction (almost free) and ions are multiply charged forming a classical system (nondegenerate) with strong electrostatic interaction. Since, $s \sim 10^{-10} n_e^{1/3}$, in the weakly relativistic limit ($s \ll 1$) we have $n_e \lesssim 10^{26} \text{ cm}^{-3}$. In this regime, the degeneracy condition for electrons [cf. Eq. (8)] is satisfied for $T_e \lesssim 10^7 \text{ K}$. Also satisfied are the coupling parameters $\Gamma_e < 1$, $\chi_i \ll 1$, and $\Gamma_i \gg 1$ for $Z_i > 1$ and $T_i < T_e$. On the other hand, for ultra-relativistic degenerate electrons, we have $n_e \gtrsim 10^{35} \text{ cm}^{-3}$ and $T_e \lesssim 10^8 \text{ K}$ in order to satisfy $s \gg 1$ and the degeneracy condition (8). In this case, ions are nondegenerate ($\chi_i < 1$) for $Z_i > 1$ with a mass $m_i \sim Z_i m_0$, where $m_0 = 1.66 \times 10^{-24} \text{ g}$ is the unit of atomic mass, and the conditions $\chi_e \gg 1$, $\Gamma_e \ll 1$, $\Gamma_i \gtrsim 100$ are satisfied.

Again, it has been shown that the viscosity coefficient $C_{\text{vis}} \equiv (\zeta + 4\eta/3)/n_{i0} k_B T_i$ in Eq. (5) has a wide minima (~ 1) in $1 < \Gamma_i < 10$, and it tends to increase as $\propto \Gamma_i^{4/3}$ for $\Gamma_i \geq 10$. Also, it becomes high for $\Gamma_i < 1$ [20]. Typical values of C_{vis} are ~ 45 for $\Gamma_i = 0.1$, ~ 46.4 for $\Gamma_i = 100$ and ~ 118.5 for $\Gamma_i = 202$. Thus, τ_m ($\propto C_{\text{vis}}$) becomes high in the weak coupling ($\Gamma_i < 1$) as well as in the high coupling ($\Gamma_i > 1$) regimes. So, the kinetic modes exist only for ($\Gamma_i < 1$) or ($\Gamma_i \gg 1$) where the condition $\omega \tau_m \gg 1$ is satisfied. In the range of $1 < \Gamma_i < 10$, τ_m is typically of the order of unity, and so the kinetic condition may no longer be valid. Again, since $\Gamma_i > 100$ is more likely the case in both weakly relativistic and ultra-relativistic regimes [e.g. for parameters relevant to the conditions of white dwarfs (C^{12} and O^{16} compositions)] we have $\Gamma_i = 125$ ($Z_i = 6$) and $\Gamma_i = 202$ ($Z_i = 8$) for

$n_e = 2 \times 10^{26} \text{ cm}^{-3}$, $T_e = 40 T_i = 10^7 \text{ K}$ in the weakly relativistic case. In the ultra-relativistic regime, we have $\Gamma_i = 165$ ($Z_i = 6$) and $\Gamma_i = 267$ ($Z_i = 8$) for $n_e = 10^{35} \text{ cm}^{-3}$, $T_e = 2 T_i = 3 \times 10^8 \text{ K}$, the hydrodynamic modes may not exist in the limit $\omega \tau_m \ll 1$ by the same reason as for τ_m . Thus, in our collisional plasmas we can specify the following two cases of interest:

Case I: $s \ll 1$, $\chi_e > 1$, $\chi_i < 1$, $\Gamma_e < 1$, $\Gamma_i > 100$ and $\omega \tau_m \gg 1$. This represents the propagation of kinetic wave modes in a plasma, composed of weakly relativistic degenerate electrons with weak interactions and strongly coupled classical ions. In this case, the valid regimes for the density and temperature to be relevant, e.g., in an outer mantle of a white dwarf are $n_e \lesssim 10^{26} \text{ cm}^{-3}$, $T_i < T_e \lesssim 10^7 \text{ K}$ with $Z_i > 1$.

Case II: $s \gg 1$, $\chi_e > 1$, $\chi_i < 1$, $\Gamma_e < 1$, $\Gamma_i > 100$ and $\omega \tau_m \gg 1$. That is, kinetic modes may exist in a plasma in which degenerate electrons are ultra-relativistic with weak interaction and ion components form strongly coupled classical system. The parameter regimes in this case, to be relevant in the core of a massive white dwarf are $n_e \gtrsim 10^{35} \text{ cm}^{-3}$, $T_i < T_e \lesssim 10^8 \text{ K}$ and $Z_i > 1$.

G. Normalized system

It is customary to normalize the physical quantities by redefining them in terms of new variables: $N_j = n_j/n_{j0}$, $\mathbf{V}_i \equiv (U, V, W) = \mathbf{v}_i/V_T$, $T = t\omega_{pi}$ and $(X, Y, Z) = (x, y, z)/\lambda_D$, where $\lambda_D = \sqrt{\gamma_i k_B T_{if}/4\pi n_{i0} Z_i^2 e^2}$ is the effective Debye length, $V_T = \sqrt{\gamma_i k_B T_{if}/m_i}$ is the effective ion thermal speed and $\omega_{pi} = V_T/\lambda_D$ is the ion plasma frequency. We then recast the basic equations (1), (2) and (4) in the following nondimensional forms.

$$\frac{dN_i}{dT} + N_i \nabla \cdot \mathbf{V}_i = 0, \quad (18)$$

$$\begin{aligned} & \left(1 + \bar{\tau}_m \frac{d}{dT}\right) \left(N_i \frac{d\mathbf{V}_i}{dT} + D_\gamma N_i \nabla \phi_\gamma + \nabla N_i + \bar{\nu}_{in} N_i \mathbf{V}_i\right) \\ &= \bar{\eta} \nabla^2 \mathbf{V}_i + \left(\bar{\zeta} + \frac{\bar{\eta}}{3}\right) \nabla (\nabla \cdot \mathbf{V}_i), \end{aligned} \quad (19)$$

$$\nabla^2 \phi_\gamma = (N_e - N_i)/D_\gamma. \quad (20)$$

Here $d/dT = \partial/\partial T + \mathbf{V}_i \cdot \nabla$ with $\nabla \equiv (\frac{\partial}{\partial X}, \frac{\partial}{\partial Y}, \frac{\partial}{\partial Z})$, $\bar{\nu}_{in} = \nu_{in}/\omega_{pi}$, $\bar{\tau}_m = \tau_m \omega_{pi}$, $(\bar{\eta}, \bar{\zeta}) = (\eta, \zeta)\omega_{pi}/n_{i0} \gamma_i k_B T_{if}$, and the constant D_γ is given for weakly relativistic ($\gamma = 5/3$) and ultra-relativistic ($\gamma = 4/3$) cases as:

$$D_\gamma = \begin{cases} Z_i T_{Fe}/\gamma_i T_{if} & \text{for } \gamma = 5/3, \\ \beta Z_i m_e c^2/\gamma_i k_B T_{if} & \text{for } \gamma = 4/3, \end{cases} \quad (21)$$

where $\beta = \lambda_C (3\pi^2 n_{e0})^{1/3}$ is the dimensionless parameter with $\lambda_C = \hbar/m_e c$ denoting the reduced Compton wavelength. We are then left with Eq. (3), which can

be integrated to obtain the expression for the electron density $N_e \equiv n_e/n_{e0}$ as

$$N_e = (1 + \phi_\gamma)^{\frac{1}{\gamma-1}} \approx 1 + A_\gamma \phi_\gamma + B_\gamma \phi_\gamma^2 + C_\gamma \phi_\gamma^3, \quad (22)$$

where ϕ_γ (< 1) is different for different γ , and given by

$$\phi_\gamma = \begin{cases} e\phi/k_B T_{Fe} & \text{for } \gamma = 5/3, \\ e\phi/\beta m_e c^2 & \text{for } \gamma = 4/3. \end{cases} \quad (23)$$

The coefficients appearing in Eq. (22) are

$$\begin{aligned} A_\gamma &= \frac{1}{\gamma-1}, & B_\gamma &= \frac{2-\gamma}{2(\gamma-1)^2}, \\ C_\gamma &= \frac{(2-\gamma)(3-2\gamma)}{6(\gamma-1)^3}. \end{aligned} \quad (24)$$

III. PERTURBATION METHOD: DERIVATION OF COUPLED EQUATIONS

We consider the propagation of slowly varying weakly nonlinear wave envelopes propagating with a group velocity v_g oriented arbitrarily in the xy -plane to the direction of propagation. Then in a coordinate frame moving with the speed v_g , the space and the time variables can be stretched as [12, 21]

$$\xi = \epsilon(x - v_{gx}t), \eta = \epsilon(y - v_{gy}t), \zeta = \epsilon z, \tau = \epsilon^2 t, \quad (25)$$

where ϵ is a small parameter representing the strength of the wave amplitude, and v_{gx}, v_{gy} are the components of the group velocity along the x and y axes. Since we are interested in the modulation of a plane wave as the carrier wave with the wave number k and frequency ω , the dynamical variables can be expanded as

$$A = A_0 + \sum_{n=1}^{\infty} \epsilon^n \sum_{l=-\infty}^{\infty} A_l^{(n)}(\xi, \eta, \zeta, \tau) e^{i(\mathbf{k} \cdot \mathbf{r} - \omega t)l}, \quad (26)$$

where $A_0 = 1$ for N_j and $A_0 = 0$ for other variables. Also, $A_l^{(n)}$ satisfies the reality condition $A_{-l}^{(n)} = A_l^{(n)*}$ with asterisk denoting the complex conjugate. We then substitute the stretched variables from Eq. (25) and the expansion from Eq. (26) into the normalized equations (18)-(20), and equate different powers of ϵ to obtain a set of reduced equations as given in the following subsections. Until and unless mentioned we will omit the subscript γ in ϕ_γ for simplicity, but we stress that the corresponding results will be different for different choice of $\gamma = 5/3$ or $4/3$.

A. Dispersion relation

In the lowest order of ϵ with $n = 1, l = 1$, we obtain the following equations for the densities and velocities in terms of $\phi_1^{(1)}$.

$$N_{e1}^{(1)} = A_\gamma \phi_1^{(1)}, \quad N_{i1}^{(1)} = K_\gamma^2 \phi_1^{(1)},$$

$$(U_1^{(1)}, V_1^{(1)}) = \frac{\omega K_\gamma^2}{k^2} (k_x, k_y) \phi_1^{(1)}, \quad W_{i1}^{(1)} = 0, \quad (27)$$

where $K_\gamma^2 = A_\gamma + D_\gamma k^2$. Since we are considering the modulation of a plane wave, $A_l^{(n)}$ are all set to zero except for $l = \pm 1$. Thus, from Eq. (27) one readily obtains the following dispersion relation:

$$1 + \frac{1}{k^2 \lambda_{p\gamma}^2} - \left(\omega^2 - k^2 + \frac{i\omega \eta^* k^2}{1 - i\omega \bar{\tau}_m} \right)^{-1} = 0, \quad (28)$$

where $\lambda_{p\gamma}^2 = A_\gamma/D_\gamma$ and $\eta^* = \bar{\zeta} + 4\bar{\eta}/3$. The dispersion equation (28) has the similar form as in Ref. [10] for strongly coupled dusty plasmas. As said before, the relaxation time τ_m defines two characteristic time scales to distinguish between two classes of wave modes, namely ‘hydrodynamic modes’ ($\omega\tau_m \ll 1$) and ‘kinetic modes’ ($\omega\tau_m \gg 1$). However as discussed in the previous section, the hydrodynamic limit may not be satisfied for the parameter regimes in the interior of white dwarfs. So, considering only the kinetic limit $\omega\tau_m \gg 1$, Eq. (28) reduces to

$$\omega^2 = k^2 \left(1 + \frac{\eta^*}{\bar{\tau}_m} + \frac{\lambda_{p\gamma}^2}{1 + k^2 \lambda_{p\gamma}^2} \right). \quad (29)$$

Substitution of η^* from Eq. (5) into Eq. (29) further gives

$$\omega = \pm k \left[\frac{T_*}{T_{if}} + \frac{T_i}{\gamma_i T_{if}} \left(1 + \frac{4}{15} u \right) + \frac{\lambda_{p\gamma}^2}{1 + k^2 \lambda_{p\gamma}^2} \right]^{1/2}. \quad (30)$$

For typical plasma parameters, as in Case I or Case II, the first term (~ 1) in Eq. (30) under the square root is larger than the second term (~ -0.03), i.e., the contribution of T_* is always greater than that from T_i , and hence ω is always real for all k . However, in absence of T_* , and since the second term may be negative, there must exist a critical wave number k_c below which the kinetic modes exist. Furthermore, Eq. (30) shows that the phase velocity of the carrier modes, $\omega/k > 1$ or, $\omega > kV_T$ (in dimensional form). Again, since the term in the square root is typically $\gtrsim 1$ for $\Gamma_i \gg 1$, the low-frequency ($< \omega_{pi}$) wave propagation is possible for $k < 1$. Thus, in both the weakly and ultra-relativistic regimes as in Case I and II, ω approaches unity for $k < 1$. The latter also ensures that the wavelength is greater than the effective Debye length for the collective behaviors of the plasma not to disappear. Equation (30) also clears that the wave frequency increases with k , and it approaches the plasma frequency ω_{pi} (i.e. $\omega \approx 1$) at $k \approx 0.5$. For the behaviors of the modes we plot ω vs k as in Fig. 1. In both the weakly relativistic and ultra-relativistic cases, the wave frequency is shown to increase with increasing coupling parameter Γ_i .

We note that in the kinetic regime, the ion modes do not experience any viscous damping. The latter can,

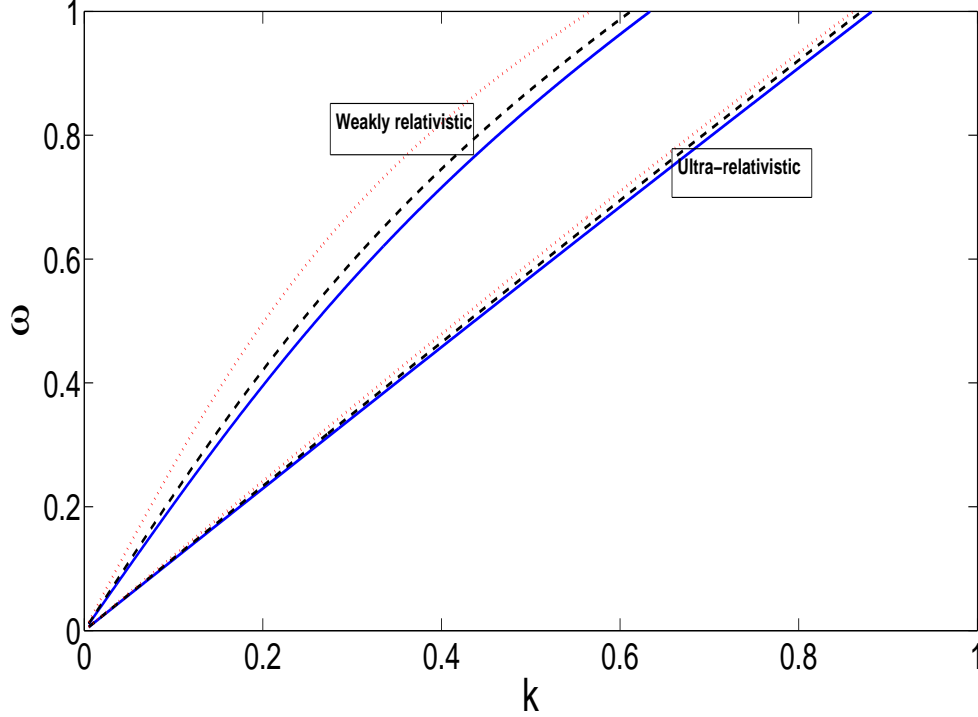


FIG. 1. (Color online) Plot of the normalized wave frequency ω vs the normalized wave number k [Eq. (30)] for the kinetic modes. The solid (blue), dashed (black) and dotted (red) lines respectively correspond to $\Gamma_i = 125, 202, 512$ in weakly relativistic case, and $\Gamma_i = 165, 267, 678$ in ultra-relativistic regime as indicated in the figure. The other parameter values are as in Case I and Case II.

however, occur in the hydrodynamic regime. Furthermore, the ion coupling corrections appear through $u(\Gamma_i)$ whose estimates can be obtained from Eq. (6). Since $u(\Gamma_i)$ can be negative for increasing values of Γ_i , these corrections can lead to the turnover effect in which the frequency (and hence the group velocity) goes to zero and then to negative values [10]. However, this is not the case for the kinetic wave modes as evident from Fig. 1. Such effects can be strong in the ‘hydrodynamic limit’ [10]. The term $\propto \lambda_{p\gamma}$ appears due to degeneracy pressure of electrons in weakly relativistic ($\gamma = 5/3$) and ultra-relativistic ($\gamma = 4/3$) limits. As is clear from Fig. 1 that the influence of this term on the dispersive curves is, however, weaker in the ultra-relativistic limit than that in the weakly relativistic one. There is an additional correction term ($\propto T_*$) which arises due to electrostatic interaction of strongly coupled ions. We further note that the kinetic modes exist only in the strong coupling regime ($\Gamma_i > 100$, i.e. close to crystallization) where the condition $\omega\tau_m \gg 1$ is satisfied and τ_m can be quite large. Physically, the existence of large values of τ_m implies strong memory effects in the medium and hence the predominance of elastic effects [3]. In contrast to the weakly relativistic case, the dispersion curves (see Fig. 1) of the ion modes for different values of Γ_i show that the wave frequency ω typically varies linearly with $k < 1$ in the ultra-relativistic limit.

We also find that the effect of the ion coupling parameter Γ_i on the kinetic modes is, however, stronger in the weakly relativistic limit than the ultra-relativistic case.

B. Group velocity

In the second order expressions for $n = 2, l = 1$ we obtain the corrections for $N_{e1}^{(2)}, N_{i1}^{(2)}$ etc. in terms of $\phi_1^{(2)}$ and $\phi_1^{(1)}$. After eliminating those $N_{e1}^{(2)}, N_{i1}^{(2)}$ etc., we obtain a resulting equation in which the coefficient of $\phi_1^{(2)}$ vanishes by the dispersion relation, and the coefficients of $\partial\phi_1^{(1)}/\partial\xi$ and $\partial\phi_1^{(1)}/\partial\eta$ are set to zero to obtain the group velocity components (compatibility condition) as

$$\frac{\partial\omega}{\partial k_{x,y}} \equiv v_{g(x,y)} = \frac{2k_{x,y}}{\tilde{\omega}} \left(1 - \frac{i\omega\eta^*}{1 - i\omega\bar{\tau}_m} + \frac{A_\gamma D_\gamma}{K_\gamma^4} \right), \quad (31)$$

where

$$\tilde{\omega} = 2\omega + \frac{i\eta^* k^2}{(1 - i\omega\bar{\tau}_m)^2}. \quad (32)$$

The expression for the group velocity can further be simplified in the limit of $\omega\tau_m \gg 1$ and using Eq. (5). For $\omega\tau_m \gg 1$, we have $\tilde{\omega} =$

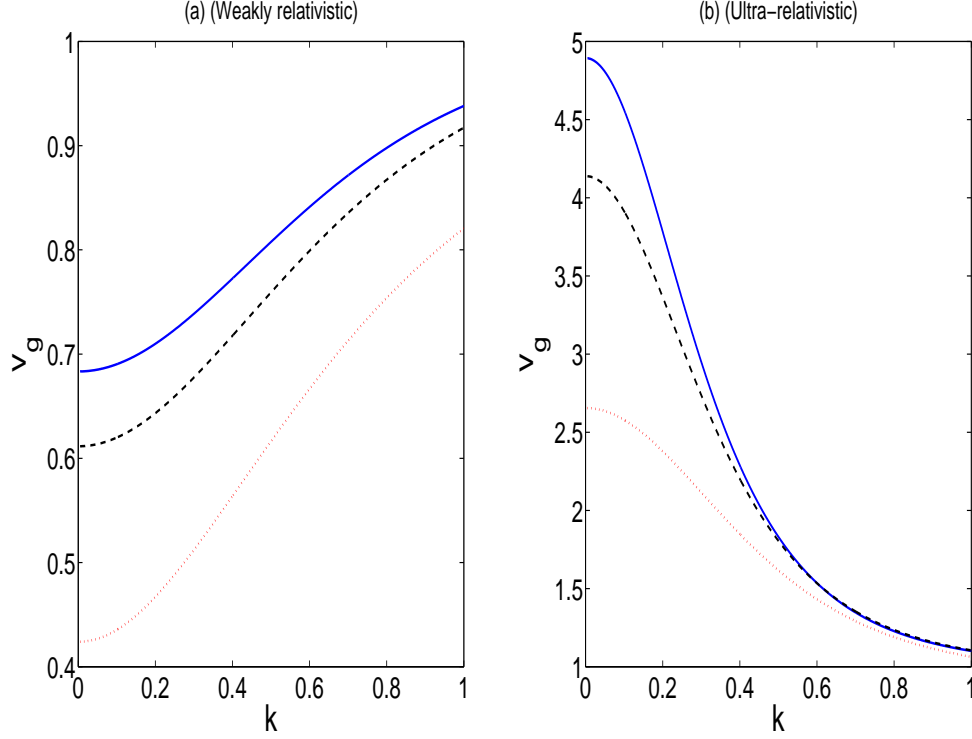


FIG. 2. (Color online) The normalized group velocity dispersion v_g [Eq. (33)] is plotted against the normalized wave number k for the kinetic modes. The solid (blue), dashed (black) and dotted (red) lines are for different values of Γ_i as in Fig. 1.

$(2k^2/\omega) [\omega^2/k^2 - i(\eta^*/\bar{\tau}_m)/2\omega\bar{\tau}_m]$. Since $\eta^*/\bar{\tau}_m \ll 1$ for $\Gamma_i \gg 1$; also $\omega\tau_m \gg 1$ (already assumed) and $\omega/k > 1$ from the dispersion relation, the imaginary part of $\tilde{\omega}$ can be neglected compared to the real part. Thus, we obtain

$$v_g \approx \frac{k}{\omega} \left[\frac{T_*}{T_{if}} + \frac{T_i}{\gamma_i T_{if}} \left(1 + \frac{4}{15}u \right) + \frac{A_\gamma D_\gamma}{K_\gamma^4} \right]. \quad (33)$$

From Fig. 2 we find that in the weakly relativistic limit [Fig. 2(a)], the modes with short-wavelengths have greater group velocity than those with long-wavelengths, and this group velocity is always smaller than the effective ion thermal speed as well as the phase speed of the carrier wave. Also, in this case v_g increases as the wave number k (< 1) increases. However, as k approaches 0 (i.e. in the long wavelength limit), v_g tends to a steady state value. This anomalous group velocity dispersion is an important condition for the modulation instability of wave packets. In contrast to the weakly relativistic case, the wave modes with long-wavelengths propagate with higher group velocity than those with short-wavelengths in the ultra-relativistic limit [Fig. 2(b)]. Also, the group velocity in this case is greater than the ion thermal speed

and the phase speed except for some higher values of $\Gamma_i \sim 10^4$. The latter may not be relevant in the interior of white dwarfs as values of Z_i are not so large there. Furthermore, in the ultra-relativistic limit, the group velocity tends to decrease with increasing values of $k < 1$, and there exists a critical value $k_c < 1$ of k above which the behaviors of v_g remain almost the same even with different values of the ion coupling parameter Γ_i . In both these weakly relativistic and ultra-relativistic cases, the higher the coupling parameter Γ_i , the lower is the group velocity of dispersion.

C. Coupled equations

Considering the zeroth harmonic modes for $n = 2, 3$, $l = 0$, which appear due to the nonlinear self-interaction of the carrier waves, we obtain corrections for the densities and velocities (see for details, Appendix-B). These expressions are then used to eliminate the variables to obtain the following equation for $\phi_0^{(2)}$.

$$\left(R_1 \frac{\partial^2}{\partial \xi^2} + R_2 \frac{\partial^2}{\partial \eta^2} + R_3 \frac{\partial^2}{\partial \zeta^2} + R_4 \frac{\partial^2}{\partial \xi \partial \eta} \right) \phi_0^{(2)} = \left(S_1 \frac{\partial^2}{\partial \xi^2} + S_2 \frac{\partial^2}{\partial \eta^2} + S_3 \frac{\partial^2}{\partial \zeta^2} + S_4 \frac{\partial^2}{\partial \xi \partial \eta} \right) |\phi_1^{(1)}|^2, \quad (34)$$

where the coefficients are given by

$$R_{1,2} = A_\gamma \left(v_{g(x,y)}^2 - 1 \right) - D_\gamma, \quad R_3 = -(A_\gamma + D_\gamma), \quad R_4 = 2A_\gamma v_{gx} v_{gy}, \quad (35)$$

$$S_{1,2} = 2B_\gamma \left(1 - v_{g(x,y)}^2 \right) + \frac{\omega K_\gamma^4}{k^2} k_{x,y} \left(v_{g(x,y)} - \frac{\omega k_{x,y}}{k^2} \right) + D_\gamma K_\gamma^2, \quad (36)$$

$$S_3 = 2B_\gamma + D_\gamma K_\gamma^2, \quad S_4 = \frac{\omega K_\gamma^4}{k^2} \left(k_x v_{gy} + k_y v_{gx} + 2\omega \frac{k_x k_y}{k^2} \right) - 4B_\gamma v_{gx} v_{gy}. \quad (37)$$

We ought to mention that in the coefficient of ϵ^2 for $n = 2, l = 0$, one usually obtains from the momentum balance equation for ions the relation $\bar{v}_{in} |\phi_1^{(1)}|^2 = 0$. Since $|\phi_1^{(1)}|^2$ is of the order of ϵ^2 , \bar{v}_{in} should be at least of the order of ϵ , and so it will contribute to the coefficient of ϵ^3 of the momentum equation for $n = 3, l = 1$.

Next, the second order harmonic modes for $n = 2, l = 2$ are obtained as

$$U_2^{(2)} = A_{22} [\phi_1^{(1)}]^2, \quad V_2^{(2)} = B_{22} [\phi_1^{(1)}]^2, \quad W_2^{(2)} = 0, \quad (38)$$

$$N_{e2}^{(2)} = A_\gamma \phi_2^{(2)} + B_\gamma [\phi_1^{(1)}]^2, \quad (39)$$

$$N_{i2}^{(2)} = N_{e2}^{(2)} + 4k^2 D_\gamma \phi_2^{(2)}, \quad \phi_2^{(2)} = D_{22} [\phi_1^{(1)}]^2, \quad (40)$$

where the coefficients are given in Appendix C. Finally, for $n = 3, l = 1$ we obtain expressions for the third-order first harmonic modes. Here the coefficients of $\phi_1^{(3)}$ and $\phi_1^{(2)}$ vanish by the dispersion relation. Thus, we obtain after a few steps the following nonlocal nonlinear

Schrödinger equation:

$$i \frac{\partial \phi_1^{(1)}}{\partial \tau} + P_1 \frac{\partial^2 \phi_1^{(1)}}{\partial \xi^2} + P_2 \frac{\partial^2 \phi_1^{(1)}}{\partial \eta^2} + P_3 \frac{\partial^2 \phi_1^{(1)}}{\partial \zeta^2} + P_4 \frac{\partial^2 \phi_1^{(1)}}{\partial \xi \partial \eta} + Q_1 |\phi_1^{(1)}|^2 \phi_1^{(1)} + Q_2 \phi_0^{(2)} \phi_1^{(1)} + i Q_3 \phi_1^{(1)} = 0. \quad (41)$$

In deriving Eq. (41), we have neglected a small contribution from the term $(k_x U_0^{(2)} + k_y V_0^{(2)}) \phi_1^{(1)}$ compared to $\partial \phi_1^{(1)} / \partial \tau$. Because, from the dispersion relation we find that the phase speed of the wave is larger than the ion thermal speed. Also, the modes $U_0^{(2)}$ and $V_0^{(2)}$, which arise due to the mean motion of ions, can even be smaller than the ion thermal speed, since they appear as small (higher order of ϵ) corrections. So, $\omega \gg k_x U_0^{(2)} + k_y V_0^{(2)}$ can be a good approximation to the present case.

The terms with coefficients P_1, P_2 appear due to wave group dispersion, those with P_3 and P_4 are respectively due to the departure from the two-dimensional formalism and due to the oblique modulation. The cubic nonlinearity (Kerr) is due to the carrier wave self-interaction originating from the zeroth harmonic modes (or slow modes), and the nonlocal nonlinear (quadratic) one appears due to the coupling between the dynamical field associated with the first harmonic (with a ‘cascade effect’ from the second harmonic) and a static field generated due to the mean motion (zeroth harmonic) in plasmas.

Now, Eq. (41) is coupled to Eq. (34), and we recast the two equations as [considering now that $\phi_1^{(1)}, \phi_0^{(2)}$ are dependent on γ , i.e. rewriting $\Phi_\gamma \equiv \phi_1^{(1)}$ and $\Psi_\gamma \equiv \phi_0^{(2)}$ for weakly relativistic ($\gamma = 5/3$) and ultra-relativistic ($\gamma = 4/3$) cases] follows:

$$i \frac{\partial \Phi_\gamma}{\partial \tau} + P_1 \frac{\partial^2 \Phi_\gamma}{\partial \xi^2} + P_2 \frac{\partial^2 \Phi_\gamma}{\partial \eta^2} + P_3 \frac{\partial^2 \Phi_\gamma}{\partial \zeta^2} + P_4 \frac{\partial^2 \Phi_\gamma}{\partial \xi \partial \eta} + Q_1 |\Phi_\gamma|^2 \Phi_\gamma + Q_2 \Psi_\gamma \Phi_\gamma + i Q_3 \Phi_\gamma = 0, \quad (42)$$

$$R_1 \frac{\partial^2 \Psi_\gamma}{\partial \xi^2} + R_2 \frac{\partial^2 \Psi_\gamma}{\partial \eta^2} + R_3 \frac{\partial^2 \Psi_\gamma}{\partial \zeta^2} + R_4 \frac{\partial^2 \Psi_\gamma}{\partial \xi \partial \eta} = S_1 \frac{\partial^2 \Phi_\gamma}{\partial \xi^2} + S_2 \frac{\partial^2 \Phi_\gamma}{\partial \eta^2} + S_3 \frac{\partial^2 \Phi_\gamma}{\partial \zeta^2} + S_4 \frac{\partial^2 \Phi_\gamma}{\partial \xi \partial \eta}, \quad (43)$$

in which the coefficients are different for different values of $\gamma = 5/3, 4/3$ (according as the degenerate electrons

are weakly relativistic or ultra-relativistic) and are given

in Appendix D.

IV. MODULATIONAL INSTABILITY

The modulation of slowly varying wave amplitudes may occur due to, e.g., parametric wave coupling, nonlinear interaction between high- and low-frequency modes or, self-interaction of the carrier wave modes. These phenomena, however, have relevance with the MI, which constitutes one of the most fundamental effects associated with the wave propagation in nonlinear media. Such instability basically signifies the exponential growth or decay of a small perturbation of the wave as it propagates in plasmas. The gain leads to amplification of sidebands, which break up the otherwise uniform wave and lead to energy localization via the formation of localized structures. Thus, the MI may act as a precursor for the formation of bright envelope solitons. On the other hand, the formation of dark solitons requires the absence of MI in the constant intensity background. The MI can, however, be affected by the obliqueness of modulation, the electron degeneracy as well as the strong coupling effects of ions which we will discuss shortly.

Let us consider the modulation of a plane wave solution of Eqs. (42) and (43) of the form (omitting the subscript γ once again, for simplicity) $\Phi = \Phi_0 e^{-i\Omega_0 \tau}$, $\Psi = 0$ so that $\Omega_0 = -Q_1 \Phi_0^2 - iQ_3$, where Φ_0 is a constant. Here the choice of Ψ is immaterial as the stability condition does not depend on it, and the solution for Φ is not unique. We then modulate the wave amplitude as a plane wave perturbation with frequency Ω and wave number K , i.e., $\Phi = (\Phi_0 + \Phi_1 e^{i\mathbf{K} \cdot \mathbf{R} - i\Omega \tau} + \Phi_2 e^{-i\mathbf{K} \cdot \mathbf{R} + i\Omega \tau}) e^{-i\Omega_0 \tau}$ and $\Psi = \Psi_1 e^{i\mathbf{K} \cdot \mathbf{R} - i\Omega \tau} + \Psi_2 e^{-i\mathbf{K} \cdot \mathbf{R} + i\Omega \tau}$, where $\Phi_{1,2}$, $\Psi_{1,2}$ are all real constants, $\mathbf{K} \equiv (K_1, K_2, K_3)$ and $\mathbf{R} \equiv (\xi, \eta, \zeta)$. Looking for the nonzero solution of the small amplitude perturbations, we obtain from Eqs. (42) and (43) the following dispersion relation for the modulated wave packet

$$\Omega^2 = f_1^2 \left[1 - \frac{2\Phi_0^2}{f_1} \left(Q_1 + \frac{Q_2 f_3}{f_2} \right) \right], \quad (44)$$

where f_1 , f_2 and f_3 are given by

$$f_{1,2,3} = (P_1, R_1, S_1)K_1^2 + (P_2, R_2, S_2)K_2^2 + (P_3, R_3, S_3)K_3^2 + (P_4, R_4, S_4)K_1 K_2. \quad (45)$$

In the limit of $\omega \tau_m \gg 1$, all the coefficients in Eqs. (42) and (43) are real and so, Eq. (44) can be rewritten as

$$\Omega^2 = f_1^2 \left(1 - \frac{K_c^2}{K^2} \right), \quad (46)$$

where K_c is the critical wave number given by

$$K_c^2 = \frac{2\Phi_0^2}{f_1 f_2} (Q_1 \tilde{f}_2 + Q_2 \tilde{f}_3) (1 + \alpha_1^2 + \alpha_2^2). \quad (47)$$

Here, $\tilde{f}_{1,2,3} = f_{1,2,3}/K_1^2$ and $\alpha_{1,2} = K_{2,3}/K_1$ define the obliqueness of perturbation of the wave numbers. As we will see later, those perturbations can change the stable and unstable regions for wave packets. Equation (46) shows that the MI sets in for $K < K_c$, and the right-hand side of Eq. (47) is positive, i.e. $\Upsilon \equiv (Q_1 \tilde{f}_2 + Q_2 \tilde{f}_3) / \tilde{f}_1 \tilde{f}_2 > 0$. In this case the perturbations grow or decay exponentially during propagation of waves. On the other hand, for $K > K_c$, the wave packet is said to be stable under the modulation. The instability growth or decay rate (letting $\Omega = i\Gamma_{\text{inst}}$) can be obtained as

$$\Gamma_{\text{inst}} = \frac{K^2 \tilde{f}_1}{1 + \alpha_1^2 + \alpha_2^2} \sqrt{\frac{K_c^2}{K^2} - 1}, \quad (48)$$

where the maximum value is achieved at $K = K_c/\sqrt{2}$, and is given by

$$\Gamma_{\text{inst}}^{(\text{max})} = \frac{\Phi_0^2}{\tilde{f}_2} (Q_1 \tilde{f}_2 + Q_2 \tilde{f}_3). \quad (49)$$

We numerically investigate the stable and unstable regions for the plane wave solution relying on the above condition and with different coupling parameters Γ_i as applicable for weakly relativistic as well as ultra-relativistic regimes (*cf.* Case I and Case II). We consider the parameter values which are relevant to the conditions of white dwarfs. For example, in the weakly relativistic case, $n_e = 2 \times 10^{26} \text{ cm}^{-3}$, $T_e = 40T_i = 10^7 \text{ K}$ and vary $Z_i = 6$ ($\Gamma_i = 125$), 8 ($\Gamma_i = 202$). In the ultra-relativistic case, we take $n_e = 10^{35} \text{ cm}^{-3}$, $T_e = 2T_i = 3 \times 10^8 \text{ K}$ with $Z_i = 6$ ($\Gamma_i = 165$) and 8 ($\Gamma_i = 267$) for C^{12} and O^{16} compositions. Due to highly efficient thermal conductivity properties of the degenerate electron gas, the interior of a white dwarf is nearly isothermal with a temperature $\sim 10^7$ or 10^8 K .

Since K represents the wave number of perturbation it should not be higher than the carrier wave number k . However, α_1 and α_2 can even be larger than unity, and thereby can change the sign of Υ , and hence the stable and unstable regions. For example, for a fixed $\Gamma_i = 125$ as in Fig. 3(a), the wave is stable in the regimes, namely $0 \leq \alpha_1 \lesssim 0.5$ and $\alpha_2 \geq 0$; $0 \leq \alpha_1 \lesssim 0.6$ and $\alpha_2 \geq 0.2$; $0 \leq \alpha_1 \lesssim 0.7$ and $\alpha_2 \geq 0.4$ etc. In the other regimes of α_1 and α_2 , the wave can be unstable. Fig. 3 shows different stable (white or blank) and unstable (colored or shaded) regions in which panels (a), (b) are for the weakly relativistic case with different $\Gamma_i = 125$ and 202 respectively, and panels (c), (d) for $\Gamma_i = 165$ and 267 in the ultra-relativistic regime. From Figs. 3(a) and (b) we find that when the ion coupling strength is relatively small (e.g. $\Gamma_i = 125$ in the liquid state), the long wavelength kinetic modes exhibit instability against an oblique modulational perturbation in strongly coupled plasmas with weakly relativistic degenerate electrons (e.g. in an outer mantle of white dwarfs). However, as Γ_i increases (e.g. $\Gamma_i = 202$ in the crystallized state), the instability domain for the wave number expands, and the system can

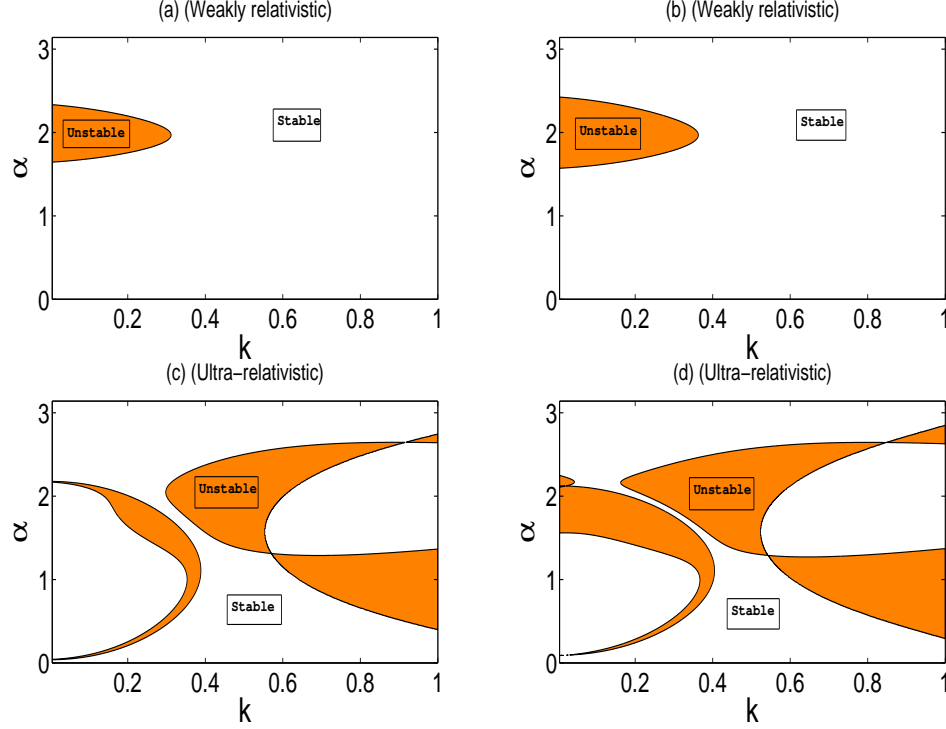


FIG. 3. (Color online) The stable (blank or white) and unstable (shaded or colored) regions are shown in the plane of normalized wave number k and the obliqueness of modulation α , corresponding to the conditions $\Upsilon < 0$ and $\Upsilon > 0$ respectively as in the text. Subplots (a), (b) are for $\Gamma_i = 125, 202$ (weakly relativistic), and (c), (d) (Ultra-relativistic) are for $\Gamma_i = 165, 267$ respectively. Other parameter values are as in Case I and Case II, and $K = 0.001$, $\alpha_1 = 2$, $\alpha_2 = 0.1$, $\phi_0 = 0.01$.

exhibit oblique modulational instability for a wide range of values of k . From Figs. 3(a) and (b) we can also conclude that the plane waves during propagation in plasmas, e.g., in an outer mantle of white dwarf, exhibit stability against small perturbations and for a wide range of values of α (where α is the angle, the wave vector \mathbf{k} makes with the x -axis) as well as the wavelength. Furthermore, when the modulation takes place along the direction of propagation of waves (i.e. for $\alpha = 0$) in strongly coupled plasmas with weakly or ultra-relativistic degenerate electrons, the system always shows stability regardless of the values of Γ_i . From Figs. 3(c) and (d) we find that the instability of plane waves in strongly coupled plasmas with ultra-relativistic degenerate electrons (e.g. in the interior of white dwarfs), depends strongly on the scale length of excitation of the wave modes, the angle of modulation, the ion coupling parameter as well as the degeneracy pressure of electrons. Thus, strong coupling of ions ($\Gamma_i > 100$) as well as the ultra-relativistic degeneracy pressure of electrons favor the instability of plane waves against the oblique modulation.

The instability rate Γ_{inst} is calculated and the developments of the instability growth or decay are shown in Fig. 4. We find that the maximum value of the instability rate typically depends on the cubic as well as the nonlocal nonlinearity through the coefficients Q_1 and Q_2

respectively. It is clear that the electron degeneracy has an important effect for the change of sign of the instability rate Γ_{inst} . For the waves propagating in strongly coupled plasmas with weakly relativistic degenerate electrons, the plane wave perturbation grows exponentially with the wave number leading to the instability growth as in Fig. 4 (upper panel). However, a lower value of Γ_i (when ions are in the liquid state) tends to suppress the instability, decreasing the growth rate at lower value of the wave number k . This means that the plane waves in plasmas with crystallized ions and weakly relativistic degenerate electrons exhibit long wave MI. On the other hand, for the propagation of waves in strongly coupled plasmas with ultra-relativistic degenerate electrons, the instability rate becomes negative by the electron degeneracy. In this case, the contribution from the non-local nonlinearity becomes larger than the cubic nonlinear term leading to exponential decay of the perturbations, and the decay rate can not be suppressed by the strong coupling of ions, i.e., whenever ions are in liquid or crystallized states. Thus, while the growth rate can be suppressed (i.e. $\Gamma_{\text{inst}} < 1$) by lowering the coupling parameter Γ_i in the range $100 < \Gamma_i \lesssim 200$ (in the weakly relativistic case, see the upper panel of Fig. 4) with a cut-off at $K < 1$, the decay rate remains unbounded within $K < 1$, and can not be controlled with a considerable

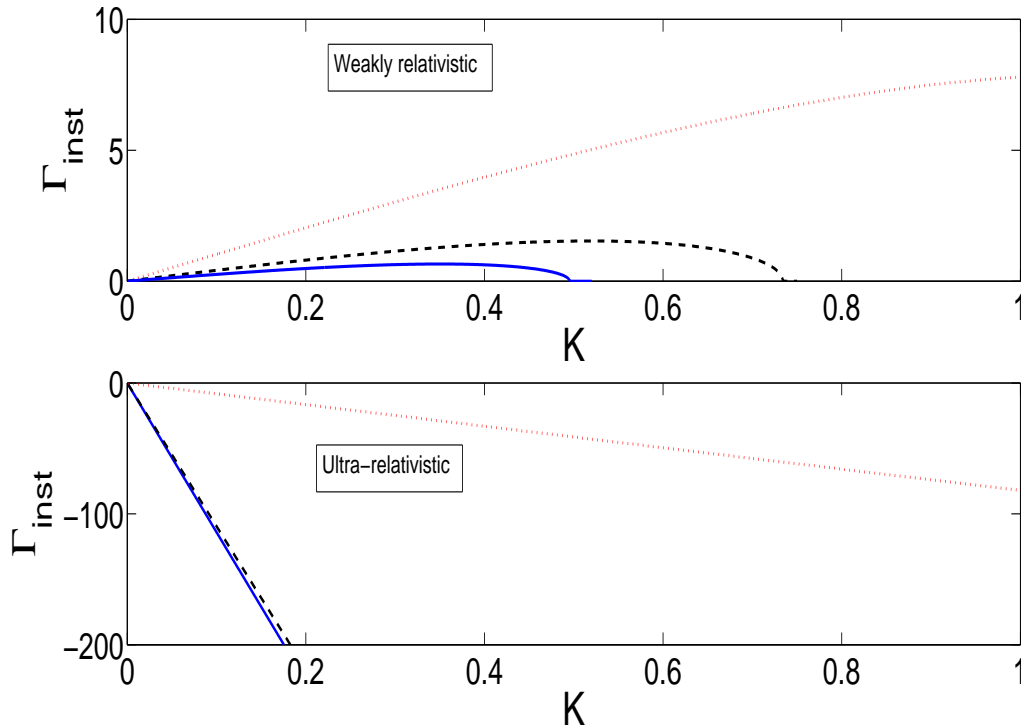


FIG. 4. (Color online) The growth (case of weakly relativistic, see upper panel) and decay (case of ultra-relativistic, see lower panel) rates [Eq. (48)] are shown at $\alpha = 2$ and $\alpha = 1.7$ respectively. The solid (blue), dashed (black) and dotted (red) lines are for different values of Γ_i as in Fig. 1. The other parameters are as in Case I and Case II, and $k = 0.2$, $\alpha_1 = 2$, $\alpha_2 = 0.1$, $\phi_0 = 0.01$.

range of values of Γ_i . As an example, the dotted line in the lower panel of Fig. 4 has the cut-off at $K = 7.4$ for $\Gamma_i = 512$ corresponding to $Z_i = 14$. The other lines (solid and dashed) corresponding to $\Gamma_i = 125, 202$ have cut-offs at higher $K > 7.4$.

V. EVOLUTION OF WAVE PACKETS

In order to examine a long-time evolution of the wave packets, we perform a numerical simulation of Eqs. (42) and (43) in the weakly relativistic regimes. To this end, we discretize the derivatives using a finite difference scheme, and use the domain size $25 \leq \xi, \eta \leq 25$ with 150×150 grid points and time step $d\tau = 10^{-3}$ for (2+1) dimensional evolution. In the case of (3+1)-dimensional evolution, we use the domain size $15 \leq \xi, \eta, \zeta \leq 15$ with $60 \times 60 \times 60$ grid points and time step $d\tau = 10^{-3}$. A symmetric Gaussian wave beam is chosen as an initial condition of the form $\Phi_\gamma = \sqrt{2I/\pi ab} \exp(-\xi^2/a^2 - \eta^2/b^2)$ in (2+1) dimensions [similar for (3+1) dimensions], where I is the wave action. Notwithstanding, we have made simulations with other initial beam profiles, however, the qualitative results remain almost the same. Similar analysis can also be done in the case of ultra-relativistic limit ($\gamma = 4/3$), however, one has to be careful about the coef-

ficients which become larger in magnitude, and one might have to rescale those in order to perform numerical analysis with smaller step size for the space and/or time.

A. (2+1)-dimensional evolution

We neglect the z -dependence of the physical quantities. Then the coefficients P_3 , R_3 and S_3 are all zero, and Eqs. (42) and (43) reduce to Davey-Stewartson-like equations in a more generalized form. The latter, in particular, has been investigated by a number of authors (see, e.g. some Refs. in [12, 21]) not only in the context of plasmas, but also in some other nonlinear media. Such equations may eventually give rise to unstable solutions other than localization, or the formation of a singularity at which the solution blows-up with higher amplitudes in a shorter scale. This means that system's validity breaks down near the singularity implying that an additional physical mechanism might be necessary in order to arrest such blow-up. Here we show that no singularity is formed for a wide range of parameters appropriate for the model, i.e., the model that we have considered is self-consistent in (2+1) dimensions, and does not give any unbounded solution.

Figure 5 shows the time evolution of the wave ampli-

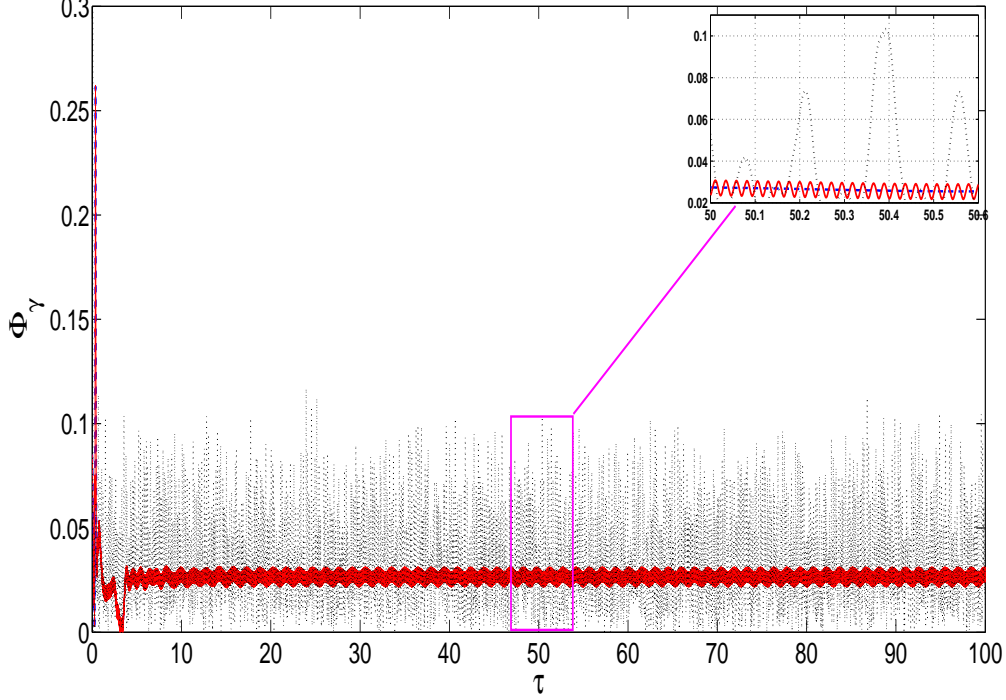


FIG. 5. (Color online) Time evolution of [numerical solution of Eqs. (42) and (43)] the wave amplitude Φ_γ ($\gamma = 5/3$) for different Γ_i . The solid (red) and dashed (blue) (see the inset) lines represent stable oscillations, and correspond to $\bar{v}_{in} = 0.1$ and $\bar{v}_{in} = 0$ respectively (with $k = 0.5$, $\alpha = 2$, $\Gamma_i = 125$). The dotted line shows irregular oscillations for a different set of parameters, i.e., $\bar{v}_{in} = 0$, $k = 0.2$, $\alpha = 1.6$ and $\Gamma_i = 202$.

tude with two different values of the coupling parameter $\Gamma_i = 125$ (blue or dashed line) and 202 (black dotted line) with (solid or red line) and without (dotted and dashed lines) collisional effects. The solid or red line represents the curve with weak collisional effects and with the same $\Gamma_i = 125$ as the dashed line. A steady state oscillation (see the inset), (even when the wave action is well above the critical power) is found, to be called driven damped oscillations. Usually, due to the collisional term, which acts like a frictional force, the wave amplitude dies away. However, in this case, the nonlocal nonlinearity always feeds the energy into the system so as to offset the frictional losses. Since the collision frequency is smaller than the ion plasma frequency and $\bar{v}_{in} \sim \epsilon$, i.e., $Q_3 \sim \epsilon/2$, higher values of \bar{v}_{in} are inadmissible, and we still have a stable solution.

For a different set of values of the coefficients P_1 , P_2 , etc. with a higher $\Gamma_i = 202$, the wave amplitude oscillates in an irregular manner (see the dotted line in Fig. 5), implying that the perturbations are not stable, and the wave packets may not be localized. Because, in contrast to the case of the solid or dashed curves (in which $P_1, P_2, P_4 \sim Q_1$ and $Q_2 < Q_1$), the dispersion coefficients become larger than the nonlinear terms, and either the cubic or quadratic nonlinearity is not enough to balance the higher dispersive effects. Thus, the localization

of wave packets may be possible in plasmas with ions in liquid state and degenerate electrons are weakly relativistic. However, for plasmas in which ions are in crystallized state and degenerate electrons weakly or ultra-relativistic, the wave packets may not be localized with higher values of $\Gamma_i \sim 200$. This is expected as we have seen in the previous section that the MI growth rate of plane waves can be suppressed by lowering the coupling parameter Γ_i instead of its higher values in the weakly relativistic strongly coupled regimes. The higher values of Γ_i gives rise to the enhancement of the growth rate leading to an exponential growth of perturbation with no cut-offs at a finite $k < 1$.

Figure 6 shows examples of time evolution of wave packets in the case of stable oscillations of wave amplitude. We find that the wave is localized and propagates with a permanent profile. The parameter values are considered as the same as for the solid line in Fig. 5. Initially, the wave amplitude decays (and the symmetric Gaussian form breaks down) into different shape until the wave gets modulated. The wave amplitude then starts growing until the maximum modulation is achieved. After some time, the wave gets stabilized and propagates with a permanent profile due to nice balance of the dispersion and nonlinearity. Thus, we conclude that the localization of wave packets having kinetic ion modes as carrier

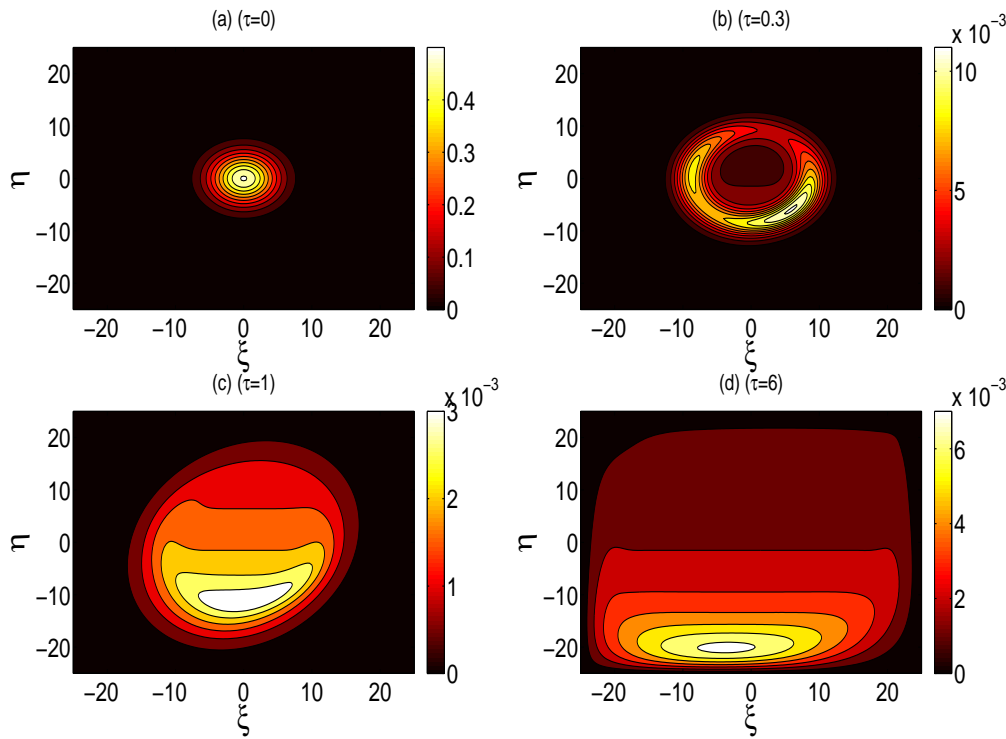


FIG. 6. (Color online) Contour plots of a numerical solution of Eqs. (42) and (43) at different times as in the figure. The initial wave form decays due to dispersion until it gets modulated. The amplitude then grows until it takes the maximum modulation, and then propagates with a permanent profile. The parameter values are the same as for the stable solution, i.e., the solid line in Fig. 5.

modes in plasmas where strongly coupled ions are in liquid state and degenerate electrons are weakly relativistic such as those in an outer mantle of white dwarfs, is possible through the MI. These packets propagate in such plasmas with a permanent profile for a long time. On the other hand, plasmas with crystallized ions and relativistically degenerate electrons, such as those in the core of white dwarfs, can not support the propagation of such wave packets with a permanent profile.

B. (3+1)-dimensional evolution

We examine the effects of additional dispersive and nonlinear effects that are due to the z -dependence of the physical variables. We find that a singularity is formed at which the wave amplitude blows up in a short time (see the dash-dotted line in Fig. 7) for the same set of parameters as the case of a steady state solution in (2+1)-dimension [see dashed (blue) line in the inset of Fig. 5]. In this case, the coefficients are $P_1 = 1.59$, $P_2 = 1.3$, $P_3 = 1.68$, $P_4 = 0.9$, $Q_1 = -1.4$, $Q_2 = 0.35$, $Q_3 = 0.0$, $R_1 = -1.8$, $R_2 = -1.16$, $R_3 = -1.97$, $R_4 = -0.74$, $S_1 = 0.75$, $S_2 = -2.1$, $S_3 = 1.5$ and $S_4 = -8.0$. That is, additional effects due to the dispersion (P_3 , R_3) and nonlinearity (S_3) are responsible for the formation of

singularity. It turns out that the validity of Eqs. (42) and (43) in (3+1) dimensions breaks down near this singular point. Since a physical quantity can not be infinite, some of these dispersive and/or nonlinear effects, which were initially small, become important in order to prevent such collapse.

We find that when the dispersive effects are more pronounced than the nonlinearities, which occurs for a different set of parameters, i.e. of k and/or the obliqueness α or by increasing the coupling parameter Γ_i [e.g. $k = 0.2$, $\alpha = 2$, $\Gamma_i = 125$ (dashed line in Fig. 7) or $k = 0.2$, $\alpha = 1.6$, $\Gamma_i = 202$ (solid line in Fig. 7)], the collapse is arrested with an unstable oscillation. We do not find any steady state solution for a wide range of parameters. The latter, however, requires further investigation for a conclusive evidence, and is limited to the present study. The weak ion-neutral collision has no effect other than a weak damping of oscillations (not shown in the figure) of the wave amplitude.

VI. DISCUSSION AND CONCLUSION

Results of the previous sections demonstrate that plasmas with strongly coupled ions and weakly or ultra-relativistically degenerate electrons can support the exci-

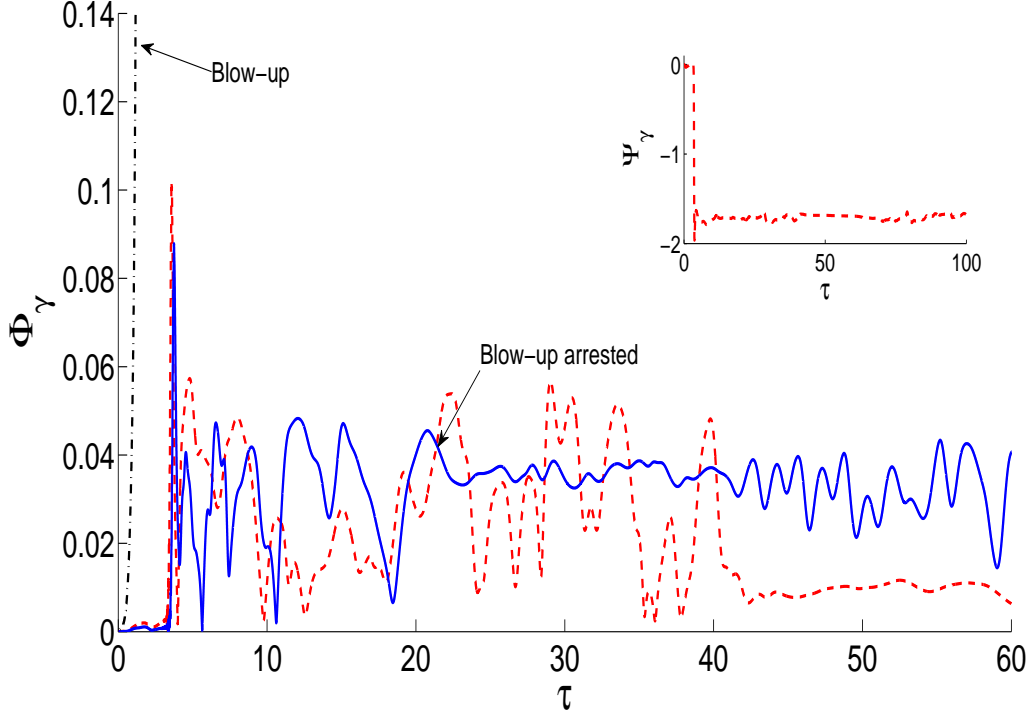


FIG. 7. (Color online) Time evolution of [numerical solution of Eqs. (42) and (43)] the wave amplitude Φ_γ ($\gamma = 5/3$) for $\bar{\nu}_{in} = 0$. The dash-dotted line shows that the solution blows-up in a finite time corresponding to the same parameters, i.e., $k = 0.5$, $\alpha = 2$ and $\Gamma_i = 125$ as for the dashed line (stable solution) in Fig. 5. The solid (blue) and dashed (red) lines show that the collapse is arrested with unstable or irregular oscillations (bounded) corresponding to $k = 0.2$, $\alpha = 1.6$, $\Gamma_i = 202$ (same parameters as for the dotted line in Fig. 5), and a different set, i.e., $k = 0.2$, $\alpha = 2$, $\Gamma_i = 125$ respectively. The inset shows a profile for Ψ_γ corresponding to the dashed (red) line for Φ_γ . No stable solution is found.

tation of low-frequency kinetic ion wave modes. The latter with short-wavelengths travel with a higher or lower group velocity than those with longer wavelengths depending on whether the electrons are weakly relativistic or ultra-relativistically degenerate. This anomalous group velocity dispersion is one of the most important conditions for the modulational instability of wave packets in nonlinear media. We have discussed the parameter regimes in two cases in which the present model is valid. These regimes are, in particular, representative of the interior (e.g., carbon-oxygen composition) or an outer mantle of white dwarfs.

In the present model, the equilibrium of electrons has been considered to be maintained by two pressure equations as per Chandrasekhar [8], whereas that of ions are associated with the strong coupling effects [18, 19]. We find that the dominant contribution of the effective ion temperature is mainly due to the strong interaction of ions. In absence of the latter, the wave modes propagate with wavelengths above a critical value, and its contribution in the wave group dispersion is higher than the kinetic temperature of ions. Since the relaxation time has been found to increase highly with the ion coupling parameter $\Gamma_i > 10$ [20], only kinetic wave modes ($\omega\tau_m \gg 1$)

exist in plasmas where ions form a liquid state or a crystallized one. In the latter, the elasticity will dominate over the viscosity effects. The hydrodynamic modes, on the other hand, may be relevant in other regimes where Γ_i is not so large, e.g., in $1 < \Gamma_i < 100$. In this case, the medium behaves like a liquid where the viscosity effects become important, and the wave frequency ω has to be well below the ion plasma frequency in order to satisfy the hydrodynamic limit. Also, for lower values of ω where the dispersion is weak, the soliton (e.g. Korteweg-de Vries soliton) formation of the carrier waves is a lower order process than the modulational instability of the wave envelopes discussed here.

We have studied the modulation of a waveform with constant power by perturbing its amplitude with a plane wave disturbance in multi-dimensional form. It shows that the obliqueness of modulation in the xy plane destabilizes the wave packet whereas it remains stable under the parallel modulation ($\alpha = 0$) in both the weakly relativistic and ultra-relativistic regimes. Furthermore, in contrast to (1+1)-dimension, the wave number of perturbations in multi-dimensional propagation, changes the domain of stable and unstable wave numbers significantly. This implies that what is stable in (1+1)-

dimension could become unstable in a more general situation. For the parameters as in Case I, the wave packet is shown to be stable within a wide range of the carrier wave number k and the obliqueness parameter α . The region of instability may be increased in the $k\alpha$ plane with higher values of Γ_i . In these higher values, the growth rate of instability remains positive and high, which, however, can be suppressed by a lower value of Γ_i with a lower cut-off of the wave number of perturbation $K < 1$. On the other hand, the results corresponding to Case II show that the wave envelope is modulational unstable for a wide range of k and α . In this case, though the decay rate can be lowered by increasing Γ_i , however, it remains outside the considerable range of $K < 1$. Thus, for the propagation of wave packets in plasmas with ions in liquid or crystallized states as in the core of white dwarfs, the decay rate of instability may not be controlled. However, in plasmas with liquid state of ions and non-relativistic degenerate electrons (as in an outer mantle of white dwarfs), the waves are mostly stable to modulational perturbation, and the instability can even be suppressed with a lower value of Γ_i . This implies that the localization of wave packets having kinetic ion modes as the carrier waves associated with the MI may be possible in plasmas (e.g. in an outer mantle of white dwarfs) in which ions are in liquid state and degenerate electrons are weakly relativistic. Since the growth or decay rate of instability can not be suppressed by higher values of Γ_i , the MI does not give rise to localization of wave envelopes in plasmas where ions are in crystallized states and electrons are relativistically degenerate (e.g. in the core of white dwarfs).

Next, we examine whether the localization of wave packets is possible though the MI in some regimes where the instability growth rate is suppressed, and in some other regimes in which the time evolution of the wave amplitude exhibit irregular oscillations leading to delocalization of the wave envelopes. The time evolution of the (2+1)-dimensional wave packets shows that the wave amplitude stabilizes for a long time with a lower value of the coupling parameter $\Gamma_i \sim 125$. However, for a higher value of $\Gamma_i \sim 202$, it shows irregular oscillations (see Fig. 5), i.e., unstable. In the case of stable wave oscillations, we find that for an initial Gaussian wave beam, the amplitude initially decays and the beam loses its shape before it gets modulated by the nonlinear self-interactions. The amplitude then starts increasing until the maximum modulation is reached. As the time progresses, the wave amplitude reaches a steady state value, and the initial beam transforms into another with a permanent profile (see Fig. 6). We have included a phenomenological ion-neutral collision term which appears in the third-order corrections as a linear term with the first order perturbation, and remains weaker than the nonlinear (Kerr and nonlocal) contributions. It has no effect on the stability or instability of wave modes under modulation, rather it changes the oscillation pattern with a higher amplitude like a steady state damped harmonic oscillation (see solid line in Fig. 5). The frictional force due to the collision,

which usually damps the wave amplitude, does not make so as the nonlocal nonlinearity feeds up the sufficient energy in order to offset the decay.

On the other hand, the results in the (3+1)-dimensional evolution indicate that a wave singularity can be formed leading to wave collapse in a finite time when the dispersive effects are not in balance with the nonlinearities, or the additional dispersion (due to z coordinate) dominates over the group velocity dispersion. This collapse can, however, be arrested for a different choice of k and/or α , or by increasing the coupling strength Γ_i where the dispersion is more pronounced than the nonlinearities. The numerical simulation reveals that the present model in (3+1) dimensions does not support the formation of localized structure with stable oscillations. In order to obtain such steady state solution, one way could be to consider v_g in an arbitrary direction of space or along a fixed axis. However, one needs further investigation in order to confirm it, which is limited to the present study.

To conclude, in strongly coupled plasmas with relativistically degenerate electrons, one should carefully consider the parameter regimes as discussed in Case I and Case II. In high coupling regimes ($\Gamma_i \gg 1$), the effective temperature associated with the strong electrostatic interactions of ions is much more pronounced than the kinetic (T_i) one. The modulation of plane waves and their nonlinear evolution depend strongly on the system parameters including the obliqueness α , the Coulomb coupling Γ_i as well as the extra dimension (geometry) of the system. We find that the localization of wave packets in (2+1)-dimensions having kinetic ion modes as carrier waves is possible in plasmas with ions in liquid state and degenerate electrons are weakly relativistic. In other plasma regimes, e.g., in the core of white dwarfs where ions are in crystallized state and degenerate electrons are ultra-relativistic, the MI of plane waves gives rise to an unbounded growth or decay of instability leading to delocalization of wave envelopes. Since Γ_i can be controlled by heating or cooling the ion components, it would be interesting to look for the excitation of ion wave modes, and their localization as wave packets in laboratory experiments. Our model is more general than those available in the literature [1, 3], and could be applicable to other nonideal systems, e.g. metal plasmas.

ACKNOWLEDGMENTS

APM is thankful to the Kempe Foundations, Sweden for support.

APPENDIX A: SECOND ORDER FIRST HARMONIC MODES

For $n = 2$, $l = 1$ we have

$$N_{e1}^{(2)} = A_\gamma \phi_1^{(2)}, \quad W_1^{(2)} = c_{12} \frac{\partial \phi_1^{(1)}}{\partial \zeta} \quad (50)$$

$$N_{i1}^{(2)} = K_\gamma^2 \phi_1^{(2)} - i2D_\gamma \left(k_x \frac{\partial \phi_1^{(1)}}{\partial \xi} + k_y \frac{\partial \phi_1^{(1)}}{\partial \eta} \right), \quad (51)$$

$$\alpha \left(U_1^{(2)}, V_1^{(2)} \right) = \alpha_{u,v} \phi_1^{(2)} + \alpha_{u\xi, v\xi} \frac{\partial \phi_1^{(1)}}{\partial \xi} + \alpha_{u\eta, v\eta} \frac{\partial \phi_1^{(1)}}{\partial \eta}, \quad (52)$$

where

$$\alpha = B_{12}^2 - A_{12x} A_{12y}, \quad B_{12} = \frac{(\bar{\zeta} + \bar{\eta}/3) k_x k_y}{1 - i\omega \bar{\tau}_m}, \quad (53)$$

$$A_{12(x,y)} = -i\omega + \frac{\bar{\eta}k^2 + (\bar{\zeta} + \bar{\eta}/3) k_{(x,y)}^2}{1 - i\omega \bar{\tau}_m}, \quad (54)$$

$$\alpha_{(u,v)} = C_{12(x,y)} A_{12(y,x)} - C_{12(y,x)} B_{12}, \quad (55)$$

$$(\alpha_{u\xi}, \alpha_{u\eta}) = B_{12}(E_{12y}, D_{12y}) - A_{12y}(D_{12x}, E_{12x}), \quad (56)$$

$$(\alpha_{v\xi}, \alpha_{v\eta}) = B_{12}(D_{12x}, E_{12x}) - A_{12x}(E_{12y}, D_{12y}), \quad (57)$$

$$C_{12(x,y)} = ik_{(x,y)} (D_\gamma + K_\gamma^2), \quad (58)$$

$$C_{12} = -\frac{i(D_\gamma + K_\gamma^2) + \omega K_\gamma^2 (\bar{\zeta} + \bar{\eta}/3)/(1 - i\omega \bar{\tau}_m)}{\omega + i\bar{\eta}k^2/(1 - i\omega \bar{\tau}_m)}, \quad (59)$$

$$\begin{aligned} D_{12(x,y)} &= \frac{\omega K_\gamma^2 k_{(x,y)}}{k^2(1 - i\omega \bar{\tau}_m)} [(1 - i2\omega \bar{\tau}_m) v_{g(x,y)} + i2\eta^* k_{(x,y)}] - \frac{D_\gamma + K_\gamma^2}{1 - i\omega \bar{\tau}_m} [1 - i\bar{\tau}_m (\omega + k_{(x,y)} v_{g(x,y)})] \\ &\quad + i \frac{(\bar{\zeta} + \bar{\eta}/3) K_\gamma^2 \omega k_{(y,x)}^2}{k^2(1 - i\omega \bar{\tau}_m)} - 2D_\gamma k_{(x,y)}^2, \end{aligned} \quad (60)$$

$$\begin{aligned} E_{12(x,y)} &= \frac{\omega K_\gamma^2 k_{(x,y)}}{k^2(1 - i\omega \bar{\tau}_m)} [(1 - i2\omega \bar{\tau}_m) v_{g(y,x)} + i2\bar{\eta} k_{(y,x)}] + i \frac{(D_\gamma + K_\gamma^2) \bar{\tau}_m k_{(x,y)} v_{g(y,x)}}{1 - i\omega \bar{\tau}_m} \\ &\quad + i \frac{(\bar{\zeta} + \bar{\eta}/3) K_\gamma^2 \omega k_x k_y}{k^2(1 - i\omega \bar{\tau}_m)} - 2D_\gamma k_x k_y, \end{aligned} \quad (61)$$

APPENDIX B: ZEROETH HARMONIC MODES

For $l = 0$ we obtain the zeroth harmonic modes from the coefficients of ϵ^2 and ϵ^3 in terms of $\phi_0^{(2)}$ and $|\phi_1^{(1)}|^2$.

$$N_{e0}^{(2)} = N_{i0}^{(2)} = A_\gamma \phi_0^{(2)} + 2B_\gamma |\phi_1^{(1)}|^2, \quad (62)$$

$$\begin{aligned} \Delta N_{i0}^{(2)} &= \frac{\partial U_0^{(2)}}{\partial \xi} + \frac{\partial V_0^{(2)}}{\partial \eta} + \frac{\partial W_0^{(2)}}{\partial \zeta} \\ &\quad + \frac{2\omega K_\gamma^4}{k^2} \left(k_x \frac{\partial}{\partial \xi} + k_y \frac{\partial}{\partial \eta} \right) |\phi_1^{(1)}|^2, \end{aligned} \quad (63)$$

$$\Delta U_0^{(2)} = (A_\gamma + D_\gamma) \frac{\partial \phi_0^{(2)}}{\partial \xi} + B_x \frac{\partial |\phi_1^{(1)}|^2}{\partial \xi} + C_x \frac{\partial |\phi_1^{(1)}|^2}{\partial \eta}, \quad (64)$$

$$\Delta V_0^{(2)} = (A_\gamma + D_\gamma) \frac{\partial \phi_0^{(2)}}{\partial \eta} + C_y \frac{\partial |\phi_1^{(1)}|^2}{\partial \xi} + B_y \frac{\partial |\phi_1^{(1)}|^2}{\partial \eta}, \quad (65)$$

$$\Delta W_0^{(2)} = (A_\gamma + D_\gamma) \frac{\partial \phi_0^{(2)}}{\partial \zeta} + D_\gamma K_\gamma^2 \frac{\partial |\phi_1^{(1)}|^2}{\partial \zeta}, \quad (66)$$

where $\Delta \equiv v_{gx} \partial_\xi + v_{gy} \partial_\eta$ and $B_{x,y}$, $C_{x,y}$ are given by

$$B_{x,y} = 2B_\gamma + D_\gamma K_\gamma^2 - \frac{\omega K_\gamma^4}{k^2} k_{x,y} \left(v_{g(x,y)} - \frac{\omega k_{x,y}}{k^2} \right), \quad (67)$$

$$C_{x,y} = \frac{\omega K_\gamma^4}{k^2} k_{x,y} \left(v_{g(y,x)} - \frac{\omega k_{y,x}}{k^2} \right). \quad (68)$$

We use the operator Δ once in Eq. (63), and eliminate $N_{i0}^{(2)}$, $U_0^{(2)}$, $V_0^{(2)}$, $W_0^{(2)}$ by using Eqs. (62) and (64)-(66) to obtain Eq. (34).

APPENDIX C: COEFFICIENTS OF SECOND ORDER SECOND HARMONIC MODES

The coefficients of the second order harmonic modes for $n = 2, l = 2$ are given as follows:

$$\theta_{x,y} = \omega + \frac{2i [\bar{\eta}k^2 + (\bar{\zeta} + \bar{\eta}/3) k_{x,y}^2]}{1 - i2\omega\bar{\tau}_m}, \quad (69)$$

$$\theta_{xy} = \frac{4i (\bar{\zeta} + \bar{\eta}/3) k_x k_y}{1 - i2\omega\bar{\tau}_m}, \quad (70)$$

$$\theta_{1,2} = -K_\gamma^2 k_{x,y} \left[D_\gamma + \frac{i\omega\bar{\tau}_m}{1 - i2\omega\bar{\tau}_m} \left(D_\gamma + K_\gamma^2 - \frac{\omega^2 K_\gamma^2}{k^2} \right) \right], \quad (71)$$

$$A_{22} = \frac{1}{\theta_x} [2k_x B_\gamma - \theta_1 - B_{22}\theta_{xy} + 2k_x D_{22} (A_\gamma + D_\gamma(1 + 4k^2))], \quad B_{22} = \frac{1}{\vartheta} (\vartheta_1 - \vartheta_2), \quad (72)$$

$$D_{22} = \frac{1}{\vartheta} [\omega k_x (B_\gamma - K_\gamma^4)(\theta_{xy}^2 - \theta_x \theta_y) - (\theta_1 - 2k_x B_\gamma)(2k_x^2 \theta_y - k_x k_y \theta_{xy}) + (\theta_2 - 2k_y B_\gamma)(k_x^2 \theta_{xy} - 2k_x k_y \theta_x)], \quad (73)$$

$$\vartheta = (A_\gamma + 4k^2 D_\gamma) [4k_x^2 (k_y \theta_{xy} - k_x \theta_y) - \omega k_x (\theta_{xy}^2 - 4\theta_x \theta_y) - 2k_x k_y^2 \theta_x] - 4D_\gamma k_x (k_x^2 \theta_y + k_y^2 \theta_x - k_x k_y \theta_{xy}), \quad (74)$$

$$\vartheta_1 = 2 [(A_\gamma + 4k^2 D_\gamma)(k_x^2 - \omega \theta_x) + D_\gamma k_x^2] [k_x (\theta_2 - 2B_\gamma k_y) + 2\omega \theta_{xy} (B_\gamma - K_\gamma^4)], \quad (75)$$

$$\vartheta_2 = [(A_\gamma + 4k^2 D_\gamma)(2k_x k_y - \omega \theta_{xy}) + 2D_\gamma k_x k_y] [k_x (\theta_1 - 2B_\gamma k_x) + 2\omega \theta_x (B_\gamma - K_\gamma^4)], \quad (76)$$

APPENDIX D: COEFFICIENTS OF EQ. (42)

Here we give the coefficients P_1, P_2 etc. as follows:

$$P_{1,2} \equiv \frac{1}{2} \frac{\partial^2 \omega}{\partial k_{x,y}^2} = \frac{1}{\tilde{\omega}} \left(\frac{\omega^2}{k^2} - \frac{D_\gamma^2 k^2}{K_\gamma^4} - 4A_\gamma D_\gamma \frac{k_{x,y}^2}{K_\gamma^6} - v_{g(x,y)}^2 \left(1 - \frac{\bar{\tau}_m \eta^* k^2 v_{g(x,y)}}{(1 - i\omega\bar{\tau}_m)^3} \right) - \frac{i2\eta^* k_{x,y} v_{g(x,y)}}{(1 - i\omega\bar{\tau}_m)^2} \right), \quad (77)$$

$$P_3 = \frac{1}{\tilde{\omega}} \left(\frac{\omega^2}{k^2} - \frac{D_\gamma^2 k^2}{K_\gamma^4} \right), \quad (78)$$

$$P_4 = \frac{W_n}{K_\gamma^2 \tilde{\omega}} \left(\omega + \frac{i\eta^* k^2}{1 - i\omega\bar{\tau}_m} \right) - \frac{i}{\tilde{\omega} K_\gamma^2} \left(\omega + \frac{i\eta^* k^2}{1 - i\omega\bar{\tau}_m} \right)^{-1} \left(k_x A_{12y} Q_x + k_y A_{12x} Q_y - \frac{(\bar{\zeta} + \bar{\eta}/3) k_x k_y}{1 - i\omega\bar{\tau}_m} (k_y Q_x + k_x Q_y) \right), \quad (79)$$

$$Q_1 = -\frac{1}{\tilde{\omega} K_\gamma^2} \left[R_{xy} \left(\omega + \frac{i\eta^* k^2}{1 - i\omega\bar{\tau}_m} \right) + k^2 (3C_\gamma - 2B_\gamma D_{22}) + 2B_\gamma (D_\gamma k^2 - \omega^2 K_\gamma^2) \right. \\ \left. + i \left(\omega + \frac{i\eta^* k^2}{1 - i\omega\bar{\tau}_m} \right)^{-1} \left(k_x R_x A_{12y} + k_y R_y A_{12x} - \frac{(\bar{\zeta} + \bar{\eta}/3) k_x k_y}{1 - i\omega\bar{\tau}_m} (k_y R_x + k_x R_y) \right) \right], \quad (80)$$

$$Q_2 = \frac{1}{\tilde{\omega} K_\gamma^4} [k^2 (D_\gamma + K_\gamma^2)(2B_\gamma - \omega A_\gamma K_\gamma^2) - k^2 K_\gamma^2 (2B_\gamma + A_\gamma D_\gamma) + A_\gamma \omega^2 K_\gamma^4], \quad Q_3 = \frac{\omega \bar{\nu}_{in}}{\tilde{\omega}}, \quad (81)$$

$$W_n = C_u + B_v - 2D_\gamma (k_y v_{gx} + k_x v_{gy}), \quad (82)$$

$$(B_u, C_v) = \left(\omega + \frac{i\eta^* k^2}{1 - i\omega\bar{\tau}_m} \right)^{-1} \left(2D_\gamma k_{x,y}^2 + (D_\gamma + K_\gamma^2) \left(1 - \frac{i\bar{\tau}_m k_{x,y} v_{g(x,y)}}{1 - i\omega\bar{\tau}_m} \right) - \frac{\omega K_\gamma^2 k_{x,y}}{k^2(1 - i\omega\bar{\tau}_m)} ((1 - i2\omega\bar{\tau}_m)v_{g(x,y)} + i2\eta^* k_{x,y}) \right), \quad (83)$$

$$(C_u, B_v) = \left(\omega + \frac{i\eta^* k^2}{1 - i\omega\bar{\tau}_m} \right)^{-1} \left(2D_\gamma k_x k_y - (D_\gamma + K_\gamma^2) \frac{i\bar{\tau}_m k_{x,y} v_{g(x,y)}}{1 - i\omega\bar{\tau}_m} - \frac{\omega K_\gamma^2}{k^2(1 - i\omega\bar{\tau}_m)} \left[k_{x,y} ((1 - i2\omega\bar{\tau}_m)v_{g(y,x)} + i2\bar{\eta} k_{y,x}) + i2 \left(\bar{\zeta} + \frac{\bar{\eta}}{3} \right) k_x k_y \right] \right), \quad (84)$$

$$Q_{x,y} = W_{x,y} + \frac{i}{1 - i\omega\bar{\tau}_m} \left[\bar{\tau}_m v_{g(y,x)} (D_\gamma + K_\gamma^2 - 2\frac{\omega}{k^2} K_\gamma^2 k_{x,y} v_{g(x,y)}) + \frac{\omega}{k^2} \left(\bar{\zeta} + \frac{\bar{\eta}}{3} \right) K_\gamma^2 k_{y,x} \right], \quad (85)$$

$$W_{x,y} = \left(1 - \frac{i\omega\bar{\tau}_m}{1 - i\omega\bar{\tau}_m} \right) (C_{u,v} v_{gx} + B_{u,v} v_{gy}) + \frac{2i}{1 - i\omega\bar{\tau}_m} [k_{x,y} (C_u, B_v) \eta^* + k_{y,x} (B_u, C_v) \bar{\eta}] + \frac{i(\bar{\zeta} + \bar{\eta}/3)}{1 - i\omega\bar{\tau}_m} (k_x B_{v,u} + k_y C_{v,u}) - 2D_\gamma \left(k_{y,x} - \frac{i\bar{\tau}_m k_{x,y}}{1 - i\omega\bar{\tau}_m} (k_y v_{gx} + k_x v_{gy}) \right), \quad (86)$$

$$R_{xy} = \omega K_\gamma^2 \left(2B_\gamma + C_{22} \frac{k_x^2}{k^2} \right) + K_\gamma^2 (k_x A_{22} + k_y B_{22}) - \omega (3C_\gamma + 2B_\gamma D_{22}), \quad C_{22} = B_\gamma + (A_\gamma + 4k^2 D_\gamma) D_{22}, \quad (87)$$

$$R_{x,y} = k_{x,y} \left[\frac{\omega K_\gamma^2}{k^2} (\omega (C_{22} + 3K_\gamma^4) - k_x A_{22} - k_y B_{22}) + D_\gamma (2K_\gamma^2 D_{22} - C_{22}) \right] - \frac{i\bar{\tau}_m K_\gamma^2}{1 - i\omega\bar{\tau}_m} \left[2\omega [(\omega (A_{22}, B_{22}) - k_{x,y} (D_\gamma K_\gamma^2 + 2(D_\gamma D_{22} + C_{22}))) + k_{x,y} (k_x A_{22} + k_y B_{22}) \left(1 + \frac{D_\gamma}{K_\gamma^2} - \frac{\omega^2}{k^2} \right)] \right]. \quad (88)$$

-
- | | |
|--|---|
| <p>[1] P. K. Shukla, A. A. Mamun and D. A. Mendis, Phys. Rev. E 84, 026405 (2011).</p> <p>[2] S. Ghosh, M. R. Gupta, N. Chakrabarti, and M. Chaudhuri, Phys. Rev. E 83, 066406 (2011).</p> <p>[3] B. M. Veeresha, S. K. Tiwari, A. Sen, P. K. Kaw, and A. Das, Phys. Rev. E 81, 036407 (2010).</p> <p>[4] D. Dufour, J. Liebert, G. Fontaine, and N. Behara, Nature 450, 522 (2007).</p> <p>[5] D. Koester, Astron. Astrophys. 11, 33 (2002).</p> <p>[6] H. M. Van Horn, Astrophys. J. 151, 227 (1968).</p> <p>[7] S. Chandrasekhar, Phil. Mag. Series 7 11, 592 (1931); Astrophys. J. 74, 81 (1931).</p> <p>[8] S. Chandrasekhar, Mon. Not. R. Astron. Soc. 95, 207 (1935).</p> <p>[9] A. A. Mamun and P. K. Shukla, Euro Phys. Lett. 94, 65002 (2011); <i>ibid</i> 87, 55001 (2009).</p> <p>[10] P. K. Kaw and A. Sen, Phys. Plasmas 5, 3552 (1998).</p> <p>[11] R. P. Sharma and P. K. Shukla, Phys. Fluids 26, 87 (1983); G. Murtaza and P. K. Shukla, J. Plasma Phys. 31, 423 (1984).</p> | <p>[12] A. P. Misra and P. K. Shukla, Phys. Plasmas 18, 042308 (2011).</p> <p>[13] S. Skupin, O. Bang, D. Edmundson, and W. Krolikowski, Phys. Rev. E 73, 066603 (2006).</p> <p>[14] P. K. Shukla and B. Eliasson, Rev. Mod. Phys. 83, 885 (2011).</p> <p>[15] R. T. Farouki and S. Hamaguchi, Phys. Rev. E 47, 4330 (1993).</p> <p>[16] W. L. Slattey, G. D. Doolen, and H. E. DeWitt, Phys. Rev. A 21, 2087 (1980).</p> <p>[17] H. M. V. Horn, Astrophys. J. 151, 227 (1968).</p> <p>[18] G. Gozadinos, A. V. Ivlev, and J. P. Boeuf, New J. Phys. 5, 32 (2003).</p> <p>[19] V. V. Yaroshenko, F. Verheest, H. M. Thomas, and G. E. Morfill, New J. Phys. 11, 073013 (2009).</p> <p>[20] V. M. Atrazhev and T. Lakubov, Phys. Plasmas 2, 2624 (1995).</p> <p>[21] A. P. Misra, M. Marklund, G. Brodin, and P. K. Shukla, Phys. Plasmas 18, 042102 (2011).</p> |
|--|---|