

A third massive star component in the σ Orionis AB system¹

S. Simón-Díaz

Instituto de Astrofísica de Canarias, E-38200 La Laguna, Tenerife, Spain
Departamento de Astrofísica, Universidad de La Laguna, E-38205 La Laguna, Tenerife, Spain.
 ssimon@iac.es

J. A. Caballero

Centro de Astrobiología (CSIC-INTA), PO Box 78, E-28691 Villanueva de la Cañada, Madrid, Spain.
 and

J. Lorenzo

Departamento de Física, Ingeniería de Sistemas y Teoría de la Señal, Universidad de Alicante, PO Box 99, E-03080 Alicante, Spain.

ABSTRACT

We report on the detection of a third massive star component in the σ Orionis AB system, traditionally considered as a binary system. The system has been monitored by the *IACOB spectroscopic survey of Northern Massive stars* program, obtaining 23 high-resolution FIES@NOT spectra with a time-span of ~ 2.5 years. The analysis of the radial velocity curves of the two spectroscopic components observed in the spectra has allowed us obtain the orbital parameters of the system, resulting in a high eccentric orbit ($e \sim 0.78$) with an orbital period of 143.5 ± 0.5 d. This result implies the actual presence of three stars in the σ Orionis AB system when combined with previous results obtained from the study of the astrometric orbit (with an estimated period of ~ 157 yr).

Subject headings: stars: early-type — binaries: spectroscopic — stars: individual (σ Ori AB) — galaxies: star clusters: individual (σ Orionis)

1. Introduction

The σ Ori star ($V \sim 3.80$ mag, HD 37468, HR 1931) is visible with naked eye at about 1 deg to the south of Alnitak (ζ Ori), the easternmost bright star of the Orion Belt, and at a comparable separation to the west of the Horsehead Nebula. The actual multiple status of σ Ori was firstly described in *Tabula Nova Stellarum Duplicium*, where Mayer (1779) tabulated the stars

known today as σ Ori A and σ Ori E, separated by 42 arcsec, and proposed a third component in between. Struve et al. (1876), from observations between 1819 and 1831, confirmed the third component, σ Ori D, and reported a new “ash”-colored one, σ Ori C. The brightest star in the system was found to be, in its turn, a tight binary by Burnham (1892). The two components, historically known as σ Ori A and σ Ori B, are thought to have very early spectral types (O9.5 V and B0.5 V, respectively) and are separated by no more than 0.3 arcsec.

The angular separations ρ and θ between σ Ori A and B have been frequently monitored

¹Based on observations made with the Nordic Optical Telescope, operated on the island of La Palma jointly by Denmark, Finland, Iceland, Norway, and Sweden, in the Spanish Observatorio del Roque de los Muchachos of the Instituto de Astrofísica de Canarias.

during the last 120 years by numerous authors with micrometers, first, and speckle imaging and adaptive optics, next. Some orbit determinations have been published by Kümmritz (1958), Heintz (1974, 1997), Hartkopf et al. (1996), and Turner et al (2008). The relatively long orbital period ($P \approx 157$ yr; i.e., the binary has not completed a whole revolution since its discovery), wide projected physical separation ($s \sim 100$ AU, assuming $d \approx 350$ – 450 pc) and early spectral types have suggested that σ Ori A and B may form “*the most massive visual binary known*”, with up to $40 M_{\odot}$ (Heintz 1974; Caballero 2008a).

The small orbital semimajor axis of only 0.266 ± 0.002 arcsec and nearly circular orbit (Turner et al. 2008) makes impractical an individualized spectroscopic study. Predicted radial-velocity variations in the primary have a considerable peak-to-peak amplitude of about 7 km s^{-1} (Hartkopf et al. 1996), but the long orbital period, magnitude difference between both components ($\Delta H_P = 1.21 \pm 0.05$ mag; Perryman et al. 1997) and scarcity of adequate high-resolution spectra in the last century complicate any long-term spectroscopic study. Some authors have reported, however, that at certain epochs the spectrum of σ Ori “A–B” changes in appearance from its single-line stage, showing broadened and double lines separated by up to 280 km s^{-1} (Frost & Adams 1904; Frost et al. 1926; Miczaika 1950; Bolton 1974; Fullerton 1990; Morrell & Levato 1991; D. M. Peterson, priv. comm.). The time scale of these variations was only a few months. Both observational results would not be expected from the study of the astrometric orbit, and could suggest that the σ Ori “A–B” system is a triple system (one of the stars resolved visually being a double-lined spectroscopic binary, viz. Bolton 1974). Nevertheless, the vast majority of the spectrophotometric observations of σ Ori “A–B” have not been able to resolve the spectroscopic binary and, in words of Frost & Adams (1904), “evidences of complexity in the spectrum [of σ Ori are] scarcely sufficient to justify conclusions on the subject”. More than one century later the “subject” is not resolved yet.

The Trapezium-like σ Ori system being a double or a triple massive star has major implications because of its location in the center of the homonymous σ Orionis cluster, which is a cornerstone for

star formation studies (Garrison 1967; Wolk 1996; Béjar et al. 1999; Walter et al. 2008; Caballero 2008b). First, the top of the (initial) mass function and the long-term dynamical evolution of the cluster depends on the actual mass of the brightest stars (Sherry et al. 2004; Caballero 2007). Second, any derivation of theoretical masses of intermediate- and low-mass stars and substellar objects rely on a precise value of the cluster heliocentric distance, which is often determined from fits of the cluster sequence in color-magnitude diagrams (e.g., Sherry et al. 2008; Mayne & Naylor 2008) or via dynamical parallax (Caballero 2008a); both procedures must take into account the multiplicity of σ Ori “A–B”. Finally, the “photo-erosion of pre-existing cores” (Whitworth et al. 2007 and references therein) by the strong high-energy radiation emitted by the Trapezium-like system may partially explain the copiousness of cluster brown dwarfs and planetary-mass objects (Zapatero Osorio et al. 2000; Béjar et al. 2001; Caballero et al. 2007; Lodieu et al. 2009; Bihain et al. 2009), not counting the nature of the nearby proplyd σ Ori IRS1 AB (van Loon & Oliveira 2003; Hodapp et al. 2009) or the shape of the Horsehead Nebula (Abergel et al. 2003; Pound et al. 2003; Habart et al. 2005). To sum up, any investigation of the σ Orionis cluster is incomplete if the central σ Ori star system is not correctly accounted for.

2. Observations, analysis and results

The σ Ori “A–B” system is one of the massive binary/multiple systems monitored by the *IACOB spectroscopic survey of Northern Galactic OB stars* project (Simón-Díaz et al. 2011). Using the cross-dispersed échelle spectrograph FIES at the Nordic Optical Telescope, we have gathered so far 23 high-resolution ($R = 46,000$) spectra with a time-span of ~ 2.5 years (between November 2008 and April 2011; see Table 1). Our observations have been complemented with one spectrum each of σ Ori D (B2 V) and σ Ori E (B2 Vpe), the other two massive star components in the σ Ori system. We refer to Simón-Díaz et al. (2011) for a description of the spectroscopic observations and the IACOB database.

Representative examples of the obtained spectra are shown in Fig. 1, along with the spectra of σ Ori D and E for comparison. At first glance,

Table 1: Radial velocity measurements of σ Ori Aa and Ab.

Date (yyyy/mm/dd)	HJD (-2400000)	$v_{\text{rad,Aa}}$ (km s^{-1})	$v_{\text{rad,Ab}}$ (km s^{-1})
2008/11/05	54776.736	50.1 ± 3.5	6.0 ± 1.9
2008/11/05	54776.745	50.2 ± 3.6	7.0 ± 1.9
2008/11/06	54777.697	50.4 ± 3.6	6.2 ± 2.0
2008/11/06	54777.699	50.3 ± 3.6	6.3 ± 2.0
2008/11/06	54777.701	50.4 ± 3.5	5.9 ± 1.9
2008/11/07	54778.718	49.1 ± 3.5	8.0 ± 1.9
2008/11/07	54778.720	49.3 ± 3.5	7.6 ± 2.0
2008/11/08	54779.704	49.1 ± 3.5	6.3 ± 2.0
2008/11/08	54779.706	46.9 ± 3.6	7.6 ± 1.9
2009/11/09	55145.662	18.2 ± 3.5	48.0 ± 1.9
2009/11/11	55147.650	14.4 ± 3.4	52.6 ± 1.9
2010/09/07	55447.731	-52.6 ± 1.2	128.2 ± 1.0
2010/09/09	55449.747	-80.3 ± 1.5	167.5 ± 1.2
2010/10/23	55493.735	45.1 ± 3.5	0.6 ± 1.9
2010/10/23	55493.737	45.8 ± 3.4	0.1 ± 1.9
2011/01/11	55573.509	18.5 ± 3.6	40.8 ± 2.0
2011/01/15	55577.506	11.3 ± 3.5	50.0 ± 1.9
2011/01/15	55577.509	12.5 ± 3.4	50.0 ± 1.9
2011/01/15	55577.512	11.9 ± 3.5	50.2 ± 2.0
2011/02/11	55604.368	34.4 ± 3.5	28.3 ± 2.0
2011/02/20	55613.359	50.3 ± 3.3	9.3 ± 2.0
2011/03/27	55648.379	52.5 ± 3.4	5.1 ± 1.9
2011/04/08	55660.353	47.1 ± 3.4	7.8 ± 2.0

the spectra of σ Ori “A–B” show two spectroscopic components, a narrow one and a broad one, varying on a time-scale of weeks. The shown spectra have been corrected for heliocentric velocity and shifted to the systemic velocity of the cluster ($+30.93 \pm 0.92 \text{ km s}^{-1}$), as determined by Sacco et al. (2008) from dozens of FLAMES spectra of single low-mass stars in the σ Orionis cluster. While the spectra of σ Ori D and E show single, broad components at the cluster systemic velocity, those of the two spectroscopic components of σ Ori “A–B” move around that value.

The He I $\lambda 5875 \text{ \AA}$ line was used to determine the radial velocity of both spectroscopic components of σ Ori “A–B” for the 23 compiled spectra. This strong line makes easier disentangling both components and provides more reliable radial velocity measurements than other metal lines, for which the broad component appears too faint. Besides, the helium line is close to the interstellar Na I $\lambda\lambda 5890, 5895 \text{ \AA}$ doublet, which can be used as a sanity check of velocity shifts and heliocentric velocity correction.

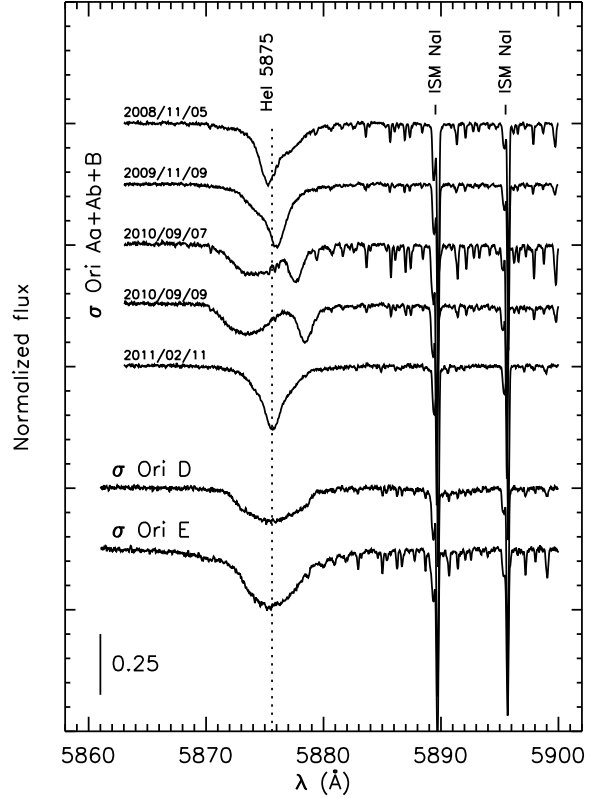


Fig. 1.— FIES spectra of σ Ori Aa+Ab+B at five representative epochs (top) and of the B2V stars σ Ori D and E (bottom) around the He I $\lambda 5875 \text{ \AA}$ line, corrected by systemic velocity and separated by 0.25 arbitrary units in normalized flux. The sharp, deep absorption lines are interstellar Na I $\lambda\lambda 5890, 5895 \text{ \AA}$. The other shallow absorption lines are telluric.

The radial velocities were determined by means of a two-parameter cross correlation of the observed spectra with a grid of synthetic spectra built with two rotationally-broadened, radial velocity-shifted ($v_{\text{rad},1}$ and $v_{\text{rad},2}$) He I $\lambda 5875 \text{ \AA}$ line-profiles computed with the FASTWIND stellar atmosphere code (Puls et al. 2005). Previously, the projected rotational velocities had been determined by applying the Fourier method (Gray 1976; see also Simón-Díaz & Herrero 2007 for a recent application to OB stars) to the spectrum observed on 2010/09/09, when both components were not blended. We derived $v \sin i$ values of 30 ± 3 and $130 \pm 10 \text{ km s}^{-1}$ for the narrow and broad components, respectively.

The resulting radial velocities, together with the associated uncertainties, are listed in Table 1.

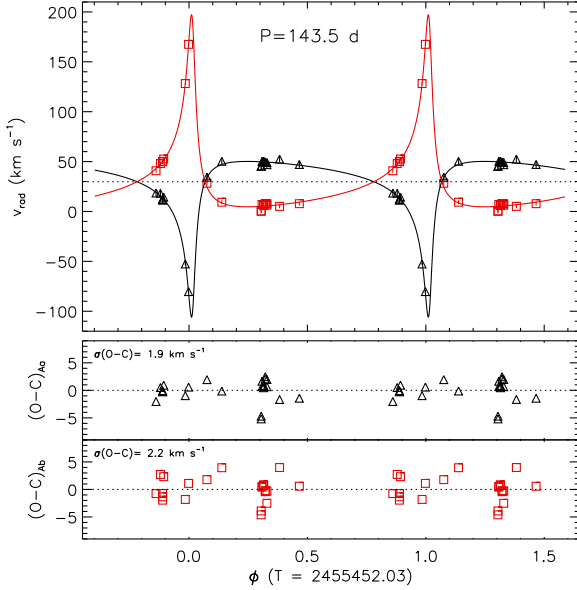


Fig. 2.— Upper panel: Radial velocity curves of σ Ori Aa (triangles) and Ab (squares) phased to the period $P = 143.5$ d. Errorbar sizes are smaller than those of symbol sizes. Vertical dotted line indicates the systemic velocity (see Table 2). Lower panels: Velocity residuals to the adopted fit for the two components.

The “Aa” and “Ab” components correspond to the broad- and narrow-line spectra, respectively.

First, we used CLEAN (Roberts et al. 1987), under an adapted version of the original code particularly useful for unequally spaced data, for deriving a preliminary orbital period of 147 ± 6 days. Next, we applied the Lehmann-Filhés method implemented in SBOP (Etzel 2004) for a detailed orbital analysis. We computed the orbital solutions for periods between $P_{\text{SB2}} = 141.0$ and 147.0 d in steps of 0.5 d and found that the χ^2 of the radial velocity curves of both broad and narrow components minimized at $P_{\text{SB2}} = 143.5$ d. We thus assumed an error of 0.5 d in the orbital period of the double-line spectroscopic binary (SB2). The final orbital solution is shown in Table 2 and illustrated in Fig. 2.

The derived spectroscopic orbital period, of about 0.39 yr, is roughly 400 times smaller than the astrometric orbital period of ~ 157 yr. Then we face a hierarchical triple system containing a close SB2 (the components Aa and Ab) with a period of

Table 2: Orbital parameters of σ Ori Aa and Ab.

Parameter	Value	Unit	
P_{SB2}	143.5 ± 0.5	d	
T	2455452.03 ± 0.18	d	
e	0.7834 ± 0.012		
γ	$+29.8 \pm 0.3$	km s ^{−1}	
$M_{\text{Aa}}/M_{\text{Ab}}$	1.23 ± 0.07		
	Aa	Ab	
K	75 ± 4	93 ± 5	km s ^{−1}
ω	20.8 ± 0.9	200.8 ± 0.9	
$a \sin i$	132 ± 7	164 ± 8	R_{\odot}
$M \sin^3 i$	9.3 ± 0.8	7.6 ± 0.7	M_{\odot}

a few months and a fainter astrometric companion (the component B) orbiting a common center of gravity with a period of over a century. This scenario is also compatible with the good agreement found between the center-of-mass velocity obtained for σ Ori Aa and Ab and the systemic velocity determined for the cluster by Sacco et al. (2008). Following predictions by Hartkopf et al. (1996) both quantities should not differ by more than $\sim 4 \text{ km s}^{-1}$.

3. Discussion

A small region of the spectrum of σ Ori Aa+Ab+B obtained on 2010/09/09 (corresponding to the largest separation between the broad and narrow components) is displayed in Fig. 3. The selected region contains the He II $\lambda 4541 \text{ \AA}$ line and the Si III $\lambda \lambda 4552, 4567, 4574 \text{ \AA}$ triplet, traditionally considered to establish the spectral type of late O- and early B-type dwarfs. The spectra of the standard stars HD 34078 (AE Aur) and HD 36960 from the IACOB spectroscopic database (Simón-Díaz et al. 2011) are also shown in the figure. The two spectra were convolved to the projected rotational velocities of the broad and narrow components of σ Ori Aa and Ab (Section 2), shifted to the radial velocities indicated in Table 1, and diluted by factors 0.500 and 0.275, respectively.

Three conclusions can be made from Fig. 3: (i) the two spectroscopic components are nicely fitted by the spectra of the O9.5 V and B0.5 V standards, (ii) in a lower resolution spectrum (or even at a phase in which both components are closer) the spectrum of σ Ori Aa+Ab+B could be erroneously

classified as a “single” O9.7V star (e.g., Sota et al. 2011), and (iii) there is no clear evidence of the B component, which should be located close to the systemic velocity of the σ Ori cluster, making its spectral classification difficult. From the observed magnitude differences with respect to Aa+Ab (see e.g. ten Brummelaar et al. 2000, Caballero 2008a, Maíz Apellániz 2010), the third star must be an early-B dwarf, slightly cooler and less massive.

In spite of the complexity of the system, we can estimate approximate individual masses of the hierarchical triple system by applying the third Kepler’s law (i.e., $(M_{Aa} + M_{Ab} + M_B)P^2 = a^3$, where $a = \alpha d$ is the physical semimajor axis in AU, α is the angular semimajor axis in arcsec, d is the heliocentric distance in pc, P is the astrometric orbital period in years, and M_i are the stellar masses in M_\odot), the ratio of masses M_{Aa}/M_{Ab} (Table 2), and apparent magnitudes of resolved Aa+Ab and B (see above). Using α and P from Hartkopf et al. (1996) and assuming $d = 385 \pm 15$ pc, we estimate the individual masses at $M_{Aa} = 19 \pm 2$, $M_{Ab} = 15.4 \pm 1.6$, $M_B = 9 \pm 4 M_\odot$, so the triple system contains over $40 M_\odot$. The system total increases to over $60 M_\odot$ if we also take into account σ Ori C, D, and E.

The existence of an additional powerful ultraviolet source and of a deeper central gravity well than previously thought has a critical impact on the way the astronomers see the σ Orionis cluster and its surroundings. In addition, the dynamical properties of the central, young triple system deserve further observational and theoretical studies in the framework of the evolution of highly eccentric massive binaries and massive star formation theories.

We are in debt to D. M. Peterson for providing us unpublished information on the σ Ori star system. We thank to the anonymous referee for a very constructive report, and to J. Maíz Apellániz, R. Barbá, and N. Walborn for a carefully reading of the manuscript before publication. Financial support was provided by the Spanish Ministerio de Ciencia e Innovación under projects AYA2008-06166-C03-01, AyA2008-06423-C03-03, and AyA2008-00695. This work has also been partially funded by the Spanish MICINN under the Consolider-Ingenio 2010 Program grant CSD2006-00070: First Science with

the GTC (<http://www.iac.es/consolider-ingenio-gtc>).

REFERENCES

- Abergel, A., Teyssier, D., Bernard, J. P. et al. 2003, *A&A*, 410, 577
- Béjar, V. J. S., Zapatero Osorio, M. R., & Rebolo, R. 1999, *ApJ*, 521, 671
- Béjar, V. J. S., Martín, E. L., Zapatero Osorio, M. R. et al. 2001, *ApJ*, 556, 830
- Bihain, G., Rebolo, R., Zapatero Osorio, M. R. et al. 2009, *A&A*, 506, 1169
- Bolton, C. T. 1974, *ApJ*, 192, L7
- Burnham, S. W. 1892, *AN*, 130, 257
- Caballero, J. A. 2007, *A&A*, 466, 917
- Caballero, J. A. 2008a, *MNRAS*, 383, 750
- Caballero, J. A. 2008b, *A&A*, 478, 667
- Caballero, J. A., Béjar, V. J. S., Rebolo, R. et al. 2007, *A&A*, 470, 903
- Etzel, P. B. 2004, SBOP: Spectroscopic Binary Orbit Program (San Diego State University)
- Frost, E. B. & Adams, W. S. 1904, *ApJ*, 19, 151
- Frost, E. B., Barrett, S. B. & Struve, O. 1926, *ApJ*, 64, 1
- Fullerton, A. W. 1990, Ph.D. thesis, Toronto University, Ontario, Canada
- Garrison R. F. 1967, *PASP*, 79, 433
- Greenstein J. L. & Wallerstein G. 1958, *ApJ*, 127, 237
- Hartkopf, W. I., Mason, B. D. & McAlister, H. A. 1996, *AJ*, 111, 370
- Heintz, W. D. 1974, *AJ*, 79, 397
- Heintz, W. D. 1997, *ApJS*, 111, 335
- Hodapp, K. W., Iserlohe, C., Stecklum, B., & Krabbe, A. 2009, *ApJ*, 701, L100
- Kümmritz, W. 1958, *IAU Comm.* 26, *Circ. Inf.*, 14

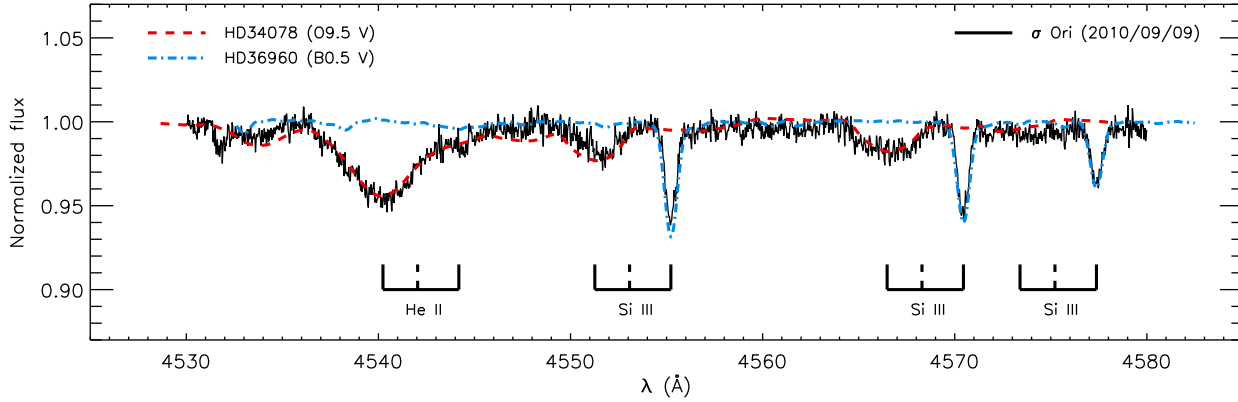


Fig. 3.— Spectral region showing the He II $\lambda 4541$ Å and Si III $\lambda\lambda 4552, 4567, 4574$ Å lines of σ Ori Aa+Ab+B at the epoch of the widest separation between components (black solid), HD 34078 (O9.5 V; red dashed), and HD 36960 (B0.5 V; blue dash-dotted). The position of the lines for the components σ Ori Aa [left], Ab [right], and B [center] (measured in the case of the former ones, and expected in the case of the latter one) are indicated in the lower part.

- Landstreet, J. D. & Borra, E. F. 1978, ApJ, 224, L5
- Leone, F. & Umana, G. 1993, A&A, 268, 667
- Lodieu, N., Zapatero Osorio, M. R., Rebolo, R., Martín, E. L., Hambly, N. C. 2009, A&A, 505, 1115
- Lyngå G. 1981, The Catalogue of Open Star Clusters, ADCBu, 1, 90
- Maíz Apellániz, J. 2010, A&A, 518, A1
- Mayer, C. 1779, *De Novis in cælo sidereo phaenomenis in miris stellarum fixarum comitibus Mannhemii in specula nova electorali recens detectis*, Ex Typographia Elector Aulica & Academica, Mannheim
- Mayne, N. J. & Naylor, T. 2008, MNRAS, 386, 261
- Miczaika, G. R. 1950, ApJ, 111, 443
- Morrell, N. & Levato, H. 1991, ApJS, 75, 965
- Pedersen, H. & Thomsen, B. 1977, A&AS, 30, 11
- Perryman, M. A. C., Lindegren, L., Kovalevsky, J. et al. 1997, A&A, 323, L49
- Pound, M. W., Reipurth, B., & Bally, J. 2003, AJ, 125, 2108
- Roberts, D. H., Leháár, J., & Dreher, J. W. 1987, AJ, 93, 968
- Sacco, G. G., Franciosini, E., Randich, S., & Pallavicini, R. 2008, A&A, 488, 167
- Sherry, W. H., Walter, F. M., Wolk, S. J. 2004, AJ, 128, 2316
- Sherry, W. H., Walter, F. M., Wolk, S. J., & Adams, N. R. 2008, AJ, 135, 1616
- Simón-Díaz, S., & Herrero, A. 2007, A&A, 468, 1063
- Simón-Díaz, S., Castro, N., García, M., Herrero, A., & Markova, N. 2011, BSRSL, 80, 514
- Sota, A., Maíz Apellániz, J., Walborn, N. R., Alfaro, E. J., Barbá, R. H. et al. 2011, ApJS, 193, 24
- Struve, F. G. W., Copeland, R. & Lindsay J. L. 1876, Dun Echt Observatory Publications, 1, 1
- ten Brummelaar, T., Mason, B. D., McAlister, H. A. et al. 2000, AJ, 119, 2403
- Turner, N. H., ten Brummelaar, T. A., Roberts, L. C., Mason, B. D., Hartkopf, W. I., & Gies, D. R. 2008, AJ, 136, 554
- van Loon, J. Th. & Oliveira, J. M. 2003, A&A, 405, L33

- Walter, F. M., Sherry, W. H., Wolk, S. J., & Adams, N. R. 2008, Handbook of Star Forming Regions, Volume I: The Northern Sky ASP Monograph Publications, Vol. 4, ed. B. Reipurth, p. 732
- Whitworth, A., Bate, M. R., Nordlund, Å., Reipurth, B., & Zinnecker, H. 2007, Protostars and Planets V, eds. B. Reipurth, D. Jewitt, and K. Keil, University of Arizona Press, Tucson, p. 459
- Wolk, S. J. 1996, Ph.D. thesis, State University New York at Stony Brook, USA
- Zapatero Osorio, M. R., Béjar, V. J. S., Martín, E. L. et al. 2000, Science, 290, 103