

# Time-Dependent Behavior of Lyman $\alpha$ Photon Transfer in High Redshift Optically Thick Medium

Wen Xu<sup>1,2</sup>, Xiang-Ping Wu<sup>1</sup>, and Li-Zhi Fang<sup>2</sup>

<sup>1</sup>*National Astronomical Observatories, Chinese Academy of Sciences, Beijing 100012, China*

<sup>2</sup>*Department of Physics, University of Arizona, Tucson, AZ 85721, USA*

18 February 2022

## ABSTRACT

With Monte Carlo simulation method, we investigate the time dependent behavior of Ly $\alpha$  photon transfer in optically thick medium of the concordance  $\Lambda$ CDM universe. At high redshift, the Ly $\alpha$  photon escaping from optically thick medium has a time scale as long as the age of the luminous object, or even comparable to the age of the universe. In this case, time-independent, or stationary solutions of the Ly $\alpha$  photon transfer with resonant scattering will overlook important features of the escaped Ly $\alpha$  photons in physical and frequency spaces. More seriously, the expansion of the universe leads to that the time-independent solutions of the Ly $\alpha$  photon transfer may not exist. We show that time-dependent solutions sometimes are essential for understanding the Ly $\alpha$  emission and absorption at high redshifts. For Ly $\alpha$  photons from sources at redshift  $1+z=10$  and being surrounded by neutral hydrogen IGM of the  $\Lambda$ CDM universe, the escape coefficient is found to be always less, or much less than one, regardless of the age or life time of the sources. Under such environment, we also find that even when the Ly $\alpha$  photon luminosity of the sources is stable, the mean surface brightness is gradually increasing in the first  $10^6$  years, and then decreasing with a power law of time, but never approaches a stable, time-independent state. That is, all  $1+z=10$  sources in a neutral Hubble expanding IGM with Ly $\alpha$  luminosity  $L$  have their maximum of mean surface brightness  $\sim 10^{-21}(L/10^{43}\text{erg/s}) \text{ erg s}^{-1} \text{ cm}^{-2} \text{ arcsec}^{-2}$  at the age of about  $10^6$  years. The time-dependent effects on the red damping wing profile are also addressed.

**Key words:** cosmology: theory - intergalactic medium - radiation transfer - scattering

## 1 INTRODUCTION

Ly $\alpha$  photons have been widely applied to study the physics of the universe at redshifts from 2 to 8. The redshifted Ly $\alpha$  photons carry the information of the photon source, the halo surrounding the source, and the IGM at early universe. The optical afterglow of gamma-ray burst (GRB) has been modeled as the red wing of Ly $\alpha$  photon absorption, and used to estimate the column number density of neutral hydrogen of IGM at high redshift (Totani et al. 2006; Salvaterra et al. 2009). The transmitted flux of QSO absorption spectrum at redshift  $z > 5$  consists of complete absorption troughs separated by spikes (e.g., Becker et al. 2001; Fan et al. 2006). The spikes have been explained as Ly $\alpha$  photons leaking at low density areas (e.g. Liu et al. 2007; Feng et al. 2008), and used to probe the turbulent behavior of IGM at high redshifts (Lu et al. 2010; Zhu, Feng & Fang 2010, 2011). The last but not the least, searching for redshifted Ly $\alpha$  photons

from star forming galaxies at high redshift is believed to be a basic tool to explore the epoch of reionization (e.g. Hayes 2010; Lehnert et al. 2010). Therefore, it is crucial to have a complete understanding of the radiative transfer of Ly $\alpha$  photons caused by their resonant scattering with neutral hydrogen atoms.

The radiative transfer of Ly $\alpha$  photons in a medium consisting of neutral hydrogen atoms has been extensively studied either analytically or numerically. Yet, there are very few solutions on the time-dependent behavior of Ly $\alpha$  photon transfer (Field 1958; Rybicki & Dell’Antonio 1994; Higgins & Meiksin 2009). All other analytical solutions are time-independent based on the Fokker-Planck equation (Harrington 1973; Neufeld 1990; Dijkstra et al. 2006). Time-independent solutions are important but can only be used to describe the “limiting asymptotic behaviors” of the radiative transfer (Adams 1975; Bonilha et al. 1979). They tell us nothing about the time scales of the radiative transfer

of Ly $\alpha$  photons. These time-independent solutions can not describe the Wouthuysen-Field (W-F) effect (Wouthuysen 1952; Field 1958, 1959), which is essential for the 21 cm emission and absorption of neutral hydrogen at high redshift (e.g. Roy et al. 2009b). It is because the Fokker-Planck approximation would miss the detailed balance relation of resonant scattering, which is necessary to keep the W-F local thermalization (Rybicki 2006).

Numerical method based on the Monte Carlo (MC) simulation is also popular in solving the transfer of resonant photons (e.g. Loeb & Rybicki 1999; Zheng & Miralda-Escude 2002; Tasitsiomi 2006; Verhamme et al. 2006; Laursen & Sommer-Larsen 2007; Dijkstra & Loeb 2008; Pierleoni et al. 2009; Xu & Wu 2010). However, there are very few works dealing with time-dependent problems. For instance, the time-scale of the W-F local thermalization is still absent in these studies.

Time-dependent behavior of the Ly $\alpha$  photon transfer is especially important to understand observations of Ly $\alpha$  photons at high redshifts. First, either the life time or the age of photon sources at high redshift is generally short. Second, the optical depth of the IGM or the halo cloud around the sources is generally large. If the time scale of the transfer of Ly $\alpha$  photons is comparable to the life-time or the age of the photon source, the “limiting asymptotic state” will never be approached. One more problem is caused by the cosmic expansion, of which the time scale is short at high redshifts. When the time scale of the cosmic expansion is comparable to that of the resonant photon transfer in optically thick medium, time-independent solutions probably do not exist.

Recently, a state-of-the-art numerical method based on the WENO scheme has been introduced to solve the integro-differential equation of the radiative transfer of resonant photons (Roy et al. 2009a,b; Roy, Shu, & Fang 2010). It reveals many interesting features of the transfer of Ly $\alpha$  photons in an optically thick medium, which cannot be seen with the time-independent solutions of the Fokker-Planck approximation. For instance, it shows that the time scale of the formation of the W-F local thermal equilibrium actually is short, only about a few hundred times of the resonant scattering. The double peaked frequency profile of Ly $\alpha$  photon can not be described by time-independent analytical solutions unless the optical depth of  $\nu_0$  photons is as large as about  $10^6$ . This result directly indicates the need of time-dependent solutions.

The WENO algorithm of the integro-differential equation of the radiative transfer is fine, but like other high order scheme with fixed grid without artificial-viscosity, the computation time is much more than the Monte Carlo method. Therefore, the WENO method would be not easy to deal with cases of medium with very high optical depth. The goal of this paper is two-fold. The first is to show that the Monte Carlo simulation method can properly match the results of WENO method on the time-dependent features of moderate optical depth. Secondly, we study the time-dependent solutions of Ly $\alpha$  photons escaped from optically thick medium. We will not work on specific objects, but focus on the general time dependent features which will affect the observability of the Ly $\alpha$  sources embedded in, or behind optically thick medium.

The paper is organized as follows. Section 2 presents the basic models we will study. The Monte Carlo simulation

method and its tests for time-dependent problems of Ly $\alpha$  photon transfer in an optically thick medium will be given in Section 3. The major results of the time-dependent solutions of Ly $\alpha$  photon emission in the DLA and IGM models are given in §4 and 5, respectively. Problems of absorption by optically thick medium are presented in §6. Discussions and conclusions are given in §7. All the relevant formulae of the radiative transfer of Ly $\alpha$  photons and the details of MC simulation are presented in Appendix.

## 2 PROBLEM

We study the time dependent transfer of Ly $\alpha$  photons in two typical models of neutral hydrogen *HI* medium. The first one is the so-called DLA (damped Ly $\alpha$  system) halo model, in which a source is surrounded by a static spherical halo of physical radius  $r_p$ , consisting of homogeneously distributed neutral hydrogen with number density  $n_{\text{HI}}$  and temperature  $T$ . The second one is a source at redshift  $(1+z)=10$  located in homogeneously Hubble expanding IGM, of which the density and temperature are given by the parameters of the concordance  $\Lambda$ CDM universe. We call it IGM model. The radiative transfer equation of the two models are given in Appendix A.

In order to compare with the WENO solutions, for the DLA halo model we use dimensionless time and radial coordinate, defined, respectively, as  $\eta = cn_{\text{HI}}\sigma_0 t$  and  $r = n_{\text{HI}}\sigma_0 r_p$ , where  $t$  and  $r_p$  are the physical variables of time and radial coordinate, and  $\sigma_0/\sqrt{\pi}$  is the cross section of scattering at the resonant frequency  $\nu_0 = 2.46 \times 10^{15} \text{ s}^{-1}$ . Therefore,  $\eta$  and  $r$  are the time and length in the units of mean free flight-time and mean free path of photon  $\nu_0$ , respectively. The value of  $r$  actually is equal to the optical depth of the spherical halo from  $r=0$  to  $r$  at frequency  $\nu_0$ . For a signal propagating in the radial direction with the speed of light, we have  $r = \eta + \text{const.}$

As usual, in frequency space, we use variable  $x \equiv (\nu - \nu_0)/\Delta\nu_D$ , where  $\Delta\nu_D = \nu_0 v_T/c = \nu_0 \sqrt{2k_B T/m_H c^2} = 1.06 \times 10^{11} (T/10^4)^{1/2} \text{ Hz}$  is the Doppler broadening at frequency  $\nu_0$  by thermal motion  $v_T$  of gas with temperature  $T$ . The variable  $x$  is then the deviation of frequency  $\nu$  from  $\nu_0$  in units of the Doppler broadening.

With the dimensionless variables, the specific number intensity of photons is  $I(\eta, r, x, \mu)$ , where  $\mu = \cos\theta$  being the direction relative to the radial vector  $r$ . Thus, all the solutions of  $I(\eta, r, x, \mu)$  do not refer to a specific density  $n_{\text{HI}}$  and size  $r_p$  (see Appendix §A). This helps to see the common features of the DLA halo model.

The optical depth of a halo or cloud with column density  $N_{\text{HI}}$  at frequency  $x$  is

$$\tau(x) = N_{\text{HI}}\sigma(x) = \tau_0\phi(x, a) \quad (1)$$

where  $\sigma(x)$  is the scattering cross section,  $\tau_0 = N_{\text{HI}}\sigma_0$ , and  $\phi(x, a)$  is the normalized Voigt profile given by<sup>1</sup>

<sup>1</sup> Due to different normalization scheme of the Voigt function of Eq.(2), our definition of  $\sigma_0$  is different from the one used in some literatures by a factor  $\pi^{1/2}$ . Consequently, the expressions for mean flight time, mean free path and optical depth may be different by a factor of  $\pi^{1/2}$ .

$$\phi(x, a) = \frac{a}{\pi^{3/2}} \int_{-\infty}^{\infty} \frac{e^{-y^2}}{(x-y)^2 + a^2} dy, \quad (2)$$

where the parameter  $a$  is the ratio of the natural to the Doppler broadening. For the Ly $\alpha$  line,  $a = 4.7 \times 10^{-4} (T/10^4)^{-1/2}$ . The profile Eq.(2) describes the joint effect of the Gaussian distribution of the velocity of neutral hydrogen atom and the Lorentz profile of cross section in the rest frame of the atom. For an expanding (or collapsing) halo or turbulent gas cloud, the bulk velocity of the gas might be larger than the thermal velocity  $v_T$ . Even in this case, the Doppler or thermal broadening is still important, as it is the key factor leading to a local thermal equilibrium of Ly $\alpha$  photons (the W-F effect).

In an optically thick spherical cloud, most time-dependent behaviors can be described by two time-dependent distribution functions: 1.) angularly averaged,  $r^2$ -rescaled, specific number intensity  $j(\eta, r, x) = (r^2/2) \int_{-1}^{+1} I(\eta, r, x, \mu) d\mu$ , and 2.)  $r^2$ -rescaled number flux  $f(\eta, r, x) = (r^2/2) \int_{-1}^{+1} \mu I(\eta, r, x, \mu) d\mu$ , which describes the photons escaped from a spherical halo of radius  $r$ . The equations of  $j$  and  $f$  are given in Appendix Eqs.(A1) and (A2).

For the IGM model, we use the physical variable  $t$  and  $r_p$  because of the specific cosmological model we adopted. The temperature of IGM is taken as  $T = 100$  K and the parameter  $\gamma = 1/\tau_{GP}$  [see Eq.(A3)], which describes the Hubble expanding, is equal to  $1.4 \times 10^{-6}$  in the concordance  $\Lambda$ CDM universe.

### 3 METHOD AND TEST

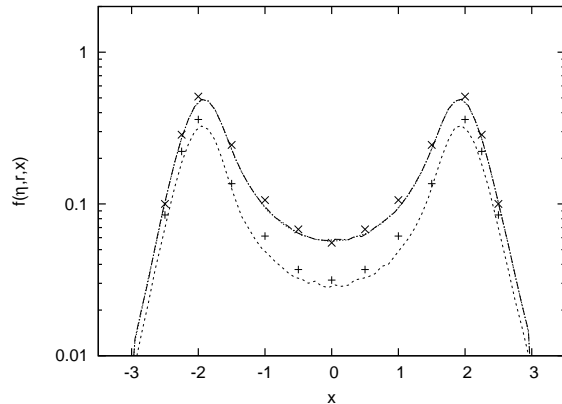
#### 3.1 Time dependent Monte Carlo simulations

We use Monte Carlo (MC) method to simulate  $j(\eta, r, x)$  and  $f(\eta, r, x)$  of the previous section. Most Monte Carlo codes of simulating time-independent solutions of radiative equation can easily be modified to deal with time-dependent problems. If the feedback of photon transfer on the parameters of neutral hydrogen is negligible, the radiative transfer equations are linear with respect to  $I$ , and thus to  $j$  and  $f$ . Thus, linear superposition of the solutions of the sources is valid. The time-dependent solutions can simply be given by a weighted summation over the results of a single flash. The weight of the summation is proportional to the time-dependent flux of the light source.

We will employ the same MC algorithm as used in Xu & Wu (2010), of which some of the details are given in Appendix B and C. The major modification from the earlier methods, such as Zheng & Miralda-Escude (2002), is to record the time at each collision of the photon, and to take snapshots of photon distribution in spatial and frequency space based on these time stamps. Thus, the time-dependent solutions  $j$  and  $f$  of an arbitrary source can be given by a synthesis of the fluxes at different epochs from a single flash source.

#### 3.2 Test with $x$ -profile of flux

As a test of the MC method, we calculate the flux  $f(\eta, r, x)$  at the outer boundary  $r_D = 10^2$  of a DLA halo. This result is shown in Fig. 1, in which the curves are the MC results

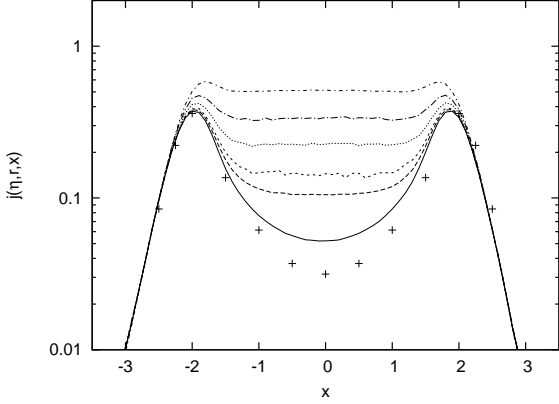


**Figure 1.** The Ly $\alpha$  photon flux  $f(\eta, r, x)$  from a DLA halo with radius  $r_D = 10^2$  and parameter  $a = 10^{-3}$ . The curves are from MC simulations at time  $\eta = 500, 2000$  and  $3000$ , respectively from bottom up. The last two curves (2000 and 3000) are already overlapped with each other. The symbol points marked by “+” and “x” are from the WENO numerical solution of the radiative transfer equation (Roy, Shu, & Fang 2010) at epochs  $\eta = 500, 2000$ , respectively.

with parameter  $\eta = 500, 2000$  and  $3000$ . They show typical double-peaked profile. The curves of  $\eta = 2000$  and  $3000$  actually are the same. The overlapping indicates that  $f(\eta, r, x)$  is already at the limiting asymptotic state, or saturated for time  $\eta \geq 2000$ . In Fig. 1, the data points are given by the WENO numerical solutions of Roy, Shu, & Fang (2010). Therefore, the MC method can match the time-dependent WENO solutions.

In the WENO method, the solutions of the angularly averaged specific intensity  $j(\eta, r, x)$  and flux  $f(\eta, r, x)$  at boundary  $r_D$  should satisfy the condition  $j(\eta, r_D, x) = 2f(\eta, r_D, x)$  (Unno 1955). This is the result of Eddington approximation and the assumption of no incoming photons at the boundary. Our MC simulation results of  $j(\eta, r_D, x)$  at time  $\eta = 500$  are shown at various radius in Fig. 2. At the surface where  $r = 100$ , we see  $j \approx 2f$  at the center frequencies when compared with Fig.1. It shows that the MC simulation can pass the test of Unno’s boundary condition. We also find that  $j = 2f$  relation is only valid at the boundary at center frequencies. Slightly beneath the surface, at radius  $r = 99, 98$ , we find that  $j \approx 4f$ , and  $5f$ , respectively. The enhanced photon intensity is a result of backward scattered photons near the boundary.

Besides the curve of  $r = r_D = 100$ , Fig. 2 also plots  $j(\eta, r, x)$  at time  $\eta = 500$ , but for  $r = 80, 90, 95, 98, 99$ . We see that all the curves of  $r < 100$  are almost flat in the range of  $|x| < 2$ . It means that the frequency distribution of photons is thermalized near the resonant frequency  $\nu_0$ . That is, the frequency distribution is of Boltzmann  $\propto \exp(-\frac{h\nu_D}{kT}x)$ , where  $T$  is the kinetic temperature of neutral hydrogen gas in the halo. This is the W-F local thermalization (Wouthuysen 1952; Field 1958, 1959). Fig. 2 tells us that the W-F local thermalization is achieved by resonant scattering even at  $r = 99$ . Yet photons at the outermost layer  $r = r_D$  have not yet been thermalized, as the optical thin layer does not carry enough number of scattering. This result is similar to the WENO solution (Roy et al. 2009b; Roy, Shu, & Fang 2010).



**Figure 2.** The MC simulation results of the angularly averaged specific intensity  $j(\eta, r, x)$  at time  $\eta = 500$  for DLA halo model of parameter  $a = 0.001$  with size  $r_D = 10^2$ . The curves correspond to  $r = 100, 99, 98, 95, 90, 80$ , respectively from bottom up. The flux  $f$  at time  $\eta = 500$  at the boundary  $r = 100$  from Fig.1 is marked with “+” symbols for comparison.

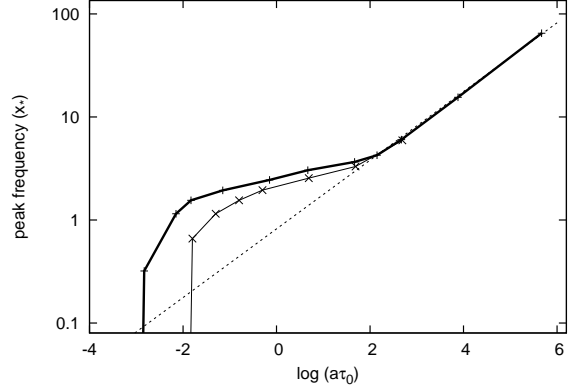
### 3.3 Test with $|x_{\pm}|$ - $\tau_0$ relation

The second test is on the  $|x_{\pm}|$ - $\tau_0$  relation, where  $x_{\pm}$  are frequencies of the two peaks of the double-peaked profile as shown in Fig. 1, and  $\tau_0$  is the optical depth parameter defined in Eq.(1). This relation has been studied by many time-independent solutions based on the Fokker-Planck equation. The major conclusion is the so-called  $(a\tau_0)^{1/3}$ -law, i.e.  $x_{\pm} = \pm A(a\tau_0)^{1/3}$ , where  $A$  is a constant of order 1 (Adams 1972, 1975; Harrington 1973; Neufeld 1990; Dijkstra et al. 2006). It is well known that the  $(a\tau)^{1/3}$ -law is available only when the optical depth  $\tau_0$  is very large. However, the  $x_{\pm}$ - $\tau_0$  relation available for various  $\tau_0$  has not been calculated until very recently. It may be due to the absence of proper numerical solver of the integro-differential equation of resonant photon transfer in optical thick medium. The WENO solver provided the first  $x_{\pm}$ - $\tau_0$  relation of DLA halo with moderate and high optical depth.

The  $x_{\pm}$ - $\tau_0$  relation given by the MC simulation is presented in Fig. 3, which shows that the  $(a\tau)^{1/3}$ -law is significantly deviating from the MC results when  $a\tau_0 \leq 10^2$ , where the optical depth is smaller than  $\tau_0 = 2 \times 10^4$  at  $a = 5 \times 10^{-3}$ . This result is the same as the WENO solution. In Fig. 3 the parameter range of  $[a\tau_0]$  is larger than that of WENO solution [Fig. 4 of Roy, Shu, & Fang (2010)].

In the range  $10^{-2} < a\tau_0 < 10^2$ , the  $|x_{\pm}|$ - $\tau_0$  relation is almost flat with  $|x_{\pm}| \simeq 2$ . It is because the double-peaked profile is from photons stored in the frequency range of  $|x| < 2$  and in the local thermal equilibrium state. The positions of the two peaks,  $x_{\pm}$ , actually is about the same as the frequency range of the local thermalization. The frequency width  $|x| \leq 2$  of the local thermal equilibrium state is determined by the Doppler broadening, and very weakly dependent on  $\tau_0$ . Thus, once the photons in local thermal equilibrium state are dominant, we always have  $x_{\pm} \simeq \pm 2$ . This point can also be seen with Figs. 1 and 2, in which the positions of the two peaks are kept to be  $|x_{\pm}| \sim 2$  despite that the intensity of the flux increases with time significantly.

When  $a\tau_0 < 10^{-2}$ , the curves of  $|x_{\pm}|$  are no longer



**Figure 3.** The two-peak positions  $x_{\pm}$  vs.  $(a\tau_0)$  given by MC simulation (data points) of a DLA halo with optical depth  $\tau_0$ . The parameter  $a$  is taken to be  $5 \times 10^{-4}$  (bold line) and  $5 \times 10^{-3}$  (light line). The dashed straight line of  $\log x_{\pm}$ - $\log a\tau_0$  with slope  $1/3$  is to show the  $(a\tau_0)^{1/3}$ -law.

determined by one variable  $a\tau_0$ , instead by variables  $a$  and  $\tau_0$ , separately. The value of  $|x_{\pm}|$  shows a quick drop to zero at  $a\tau_0 \sim 10^{-2}$  for  $a = 5 \times 10^{-3}$ , and  $a\tau_0 \sim 10^{-3}$  for  $a = 5 \times 10^{-4}$ . The W-F thermal equilibrium cannot be established in halos with small optical depth  $\tau_0 \ll 10^2$ , and therefore, photons from these halos do not have double-peaked profile.

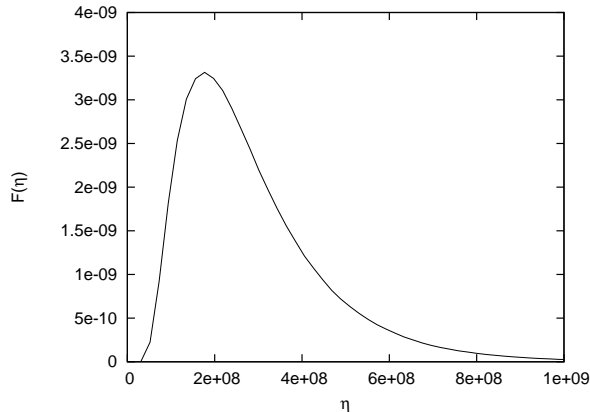
Since thermalization will erase all frequency features within the range  $|x| \leq 2$ , the double-peaked structure doesn't retain information of the photon frequency distribution within  $|x| < 2$  at the source. It is impossible to probe the frequency profile for  $|x| < 2$  Ly $\alpha$  photons of the source from the escaped Ly $\alpha$  photons. This property can also be used as a test of simulation code. That is, the simulation results should be independent of the profile of Ly $\alpha$  emission from the sources, only if the profile is non-zero within the range  $|x| < 2$ , i.e. it should not matter whether the source is monochromatic, or has a finite width around  $\nu_0$ .

## 4 LY $\alpha$ PHOTON EMISSION: DLA MODEL

### 4.1 Time dependent Ly $\alpha$ escape

It is well known that the spatial transfer of Ly $\alpha$  photon in optically thick halo is not simply a Brownian random walk. The time scale of Ly $\alpha$  photon escape from optically thick halo is much shorter than that of Brownian diffusion. It is because the spatial transfer depends on the diffusion in frequency space. This is the so-called “single longest excursion” process (Adams 1972). However, earlier estimates of the escaping time scale based on “single longest excursion” can not describe the details of the time-dependent behavior of photons escaping from optically thick medium.

If the central source of a DLA halo is assumed to be a photon flash, the time dependence of the luminosity of the photon source is proportional to  $\delta(\eta)$ . Without scattering, the luminosity at the boundary of the halo with size  $r$  should still be a delta function as  $\propto \delta(\eta - r)$ , i.e. it is also a flash, but with a retarded time  $r$ , which is the time needed for a freely streaming photon from the center to the edge of the halo with speed of light. Considering the effect of resonant



**Figure 4.** The light curve of a flash of Ly $\alpha$  photons in a DLA halo model of  $a = 0.0005$  with optical depth  $\tau_0 = r_D = 2 \times 10^7$ . One photon is supposed to be emitted from a central source at time  $\eta = 0$ , i.e. the integral of the light curve is equal to 1.

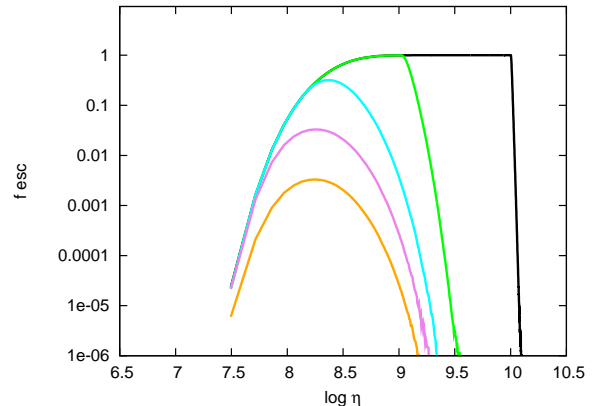
scattering, the luminosity of escaped photons will no longer be a flash. The light curve of the luminosity from such a source for a halo with size  $r = 2 \times 10^7$  and  $a = 5 \times 10^{-4}$  is shown in Fig. 4, in which  $F(\eta) = \int f(\eta, x) dx$  is the flux integrated over all frequencies of escaped photons.

Fig. 4 shows that the light curve lasts from time  $\eta \sim 10^8$  to  $5 \times 10^8$ . The peak of light curve  $F_{\max}$  is at  $\eta_{\max} \sim 2 \times 10^8$ , and the time duration  $\Delta\eta$  of  $F(\eta) > F_{\max}/2$ , is also about  $2 \times 10^8$ . Since the source of photons does not contain any time scale, both the numbers  $\eta_{\max}$  and  $\Delta\eta$  are from the size or optical depth of the halo. The time scale  $\eta_{\max}$  means that the retarded time of the escaping of photons from the halo is as large as  $\sim 10r$  or  $10\tau_0$ . The amount  $\Delta\eta$  means that the time-distribution of the escaped photons are significantly spread out from a Delta function  $\delta(\eta)$  to  $\Delta\eta \sim 10r$ .

Without resonant scattering, photons emitted from the source will escape from the halo at time  $\eta = r = \tau_0$ . With resonant scattering, the majority of photons emitted from the source will not escape from the halo until time  $\eta = \eta_{\max} \sim 10^8$ . Therefore, a huge number of resonant photons is stored in the halo. The resonant nature of Ly $\alpha$  photon scattering let the photons to stay in the halo with a time scale equal to 10 times of the optical depth  $\tau_0$  of the halo.

In our model the destruction processes of Ly $\alpha$  photons, such as the two-photon process, are not considered, and dust absorption is ignored too. The number of photons is conserved. Thus, we have  $\int F(\eta) d\eta = 1$ . Therefore, the light curve,  $F(\eta)$  of Fig. 4 can be understood as the probability distribution of the time of Ly $\alpha$  photon escaped from a  $r = 2 \times 10^7$  halo. With dimensionless variables, the curve of Fig. 4 is also the probability distribution of the total length of the path of a photon transferring from  $r = 0$  to  $r = 2 \times 10^7$ . In this context,  $\eta_{\max}$  and  $\Delta\eta$  can be used as the most probable length of the path, and the variance of the distribution, respectively. Considering that the most probable path length  $\eta_{\max}$  and the variance  $\Delta\eta$  have the same order, the spatial transfer of Ly $\alpha$  photon in optically thick halo essentially is still a random process of diffusion.

The light curve of a flash source (Fig. 4) can easily be generalized to arbitrary sources. Considering the total flux



**Figure 5.** Time dependent solutions of escaping coefficient  $f_{\text{esc}}(\eta)$  for photon sources located in the center of a DLA halo of  $T = 10^4$  K with optical depth  $\tau_0 = 2 \times 10^7$ . The life duration of the source  $\eta_{\text{life}}$  is taken to be  $10^6, 10^7, 10^8, 10^9$  and  $10^{10}$ , respectively, from bottom up using color code orange, violet, cyan, green, and black.

is linearly dependent on sources, the total flux  $L(\eta)$  is given by

$$L(\eta) = \int_0^\eta F(\eta - \eta') s(\eta') d\eta' \quad (3)$$

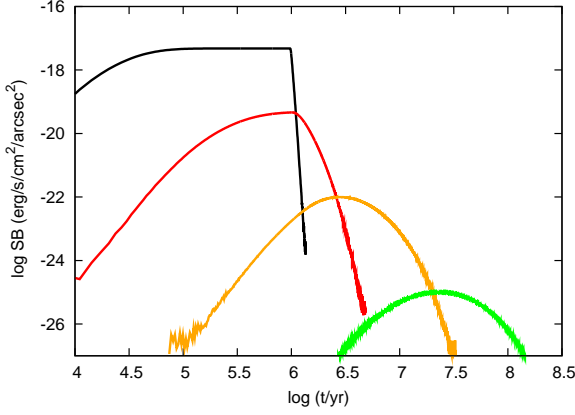
where  $F(\eta)$  is the curve of Fig. 4, and  $s(\eta)$  is the time-dependent Ly $\alpha$  photon flux of the sources.

## 4.2 Escape coefficient

For a source with stable luminosity of Ly $\alpha$  photons, escape coefficient of Ly $\alpha$  photons emergent from a halo with size  $r$  can be calculated by  $f_{\text{esc}}(\eta, r) \equiv F(\eta)/F_0 = \int f(\eta, r, x) dx$  if the luminosity of sources is normalized. Since the number of Ly $\alpha$  photons is conserved, the total number of escaped photons should be equal to the total number of emitted photons by the source when a stable state is reached. Thus, the escape coefficient of a stable source should reach to 1 when  $\eta$  is large enough. However, before the system approaches to stable state, the escape coefficient  $f_{\text{esc}}(\eta, r)$  can be much less than one.

We have calculated the time dependent solution of the escape coefficient  $f_{\text{esc}}(\eta)$  for a stable photon source with unlimited life time located at the center of the halo with optical depth  $\tau_0 = 2 \times 10^7$ . At time  $\eta_{\max} = 2 \times 10^8$ , the escape coefficient  $f_{\text{esc}}(\eta) \sim 0.37$ . If we define the time scale  $\eta_{\text{sat}}$  of reaching saturated or stable state as  $f_{\text{esc}}(\eta_{\text{sat}}) = 0.95$ , it yields  $\eta_{\text{sat}} = 6.1 \times 10^8$ , or  $\sim 30\tau_0$ . Therefore,  $f_{\text{esc}}$  is always significantly less than 1, when the age is less than about  $30\tau_0$  or  $30r$ .

Fig. 5 presents the time dependent solutions of escape coefficient  $f_{\text{esc}}(\eta)$  for photon sources in a  $T = 10^4$  K neutral medium with limited life time to be  $\eta_{\text{life}} = 10^6, 10^7, 10^8, 10^9$  and  $10^{10}$ , respectively, from bottom up. It shows that the escape coefficient is always less than 1 if  $\eta_{\text{life}} < 10^7$ . In this case, the time scale of the escaping of Ly $\alpha$  photons in  $\tau_0 = 2 \times 10^7$  halo is much larger than the life time of the source, and therefore, photons emitted within the time duration  $\eta = 0$  to  $\eta = \eta_{\text{life}}$  are fully spread over a time scale



**Figure 6.** Time dependent surface brightness of a central source surrounded by a DLA halo of  $T = 10^4 \text{K}$  with optical depth  $\tau_0 = 2 \times 10^7$ . The source emits Ly $\alpha$  photons with stable flux  $L = 10^{42} \text{ erg s}^{-1}$  in the time range from  $t = 0$  to  $t = 10^6$  years. The size of DLA halo is taken to be  $r_{\text{DLA}} = 1 \text{ kpc}$ ,  $10 \text{ kpc}$ ,  $100 \text{ kpc}$  and  $1 \text{ Mpc}$ , respectively from top down using color codes black, red, orange and green.

$\Delta\eta \gg \eta_{\text{life}}$ . Thus, the escape coefficient of a source with short life time is always much less than 1 when the DLA halo is optically thick. This mechanism would be important for understanding the observable features of high redshift objects such as GRBs or first stars. Even when dust absorption is negligible, the escape coefficient can be small, even very small, when the age of the object is small.

It is interesting to see that although different curves of Fig. 5 correspond to very different  $\eta_{\text{life}}$ , all the curves with  $\eta_{\text{life}} < 10^7$  approach their maximum at about the same time  $\eta \sim 2 \times 10^8$ . This time scale actually is the  $\eta_{\text{max}}$  shown in Fig. 4. The stored photons yield a delayed emission with time scale of about  $\eta_{\text{max}} \sim 2 \times 10^8$ . The delay time is independent of the life-time  $\eta_{\text{life}}$  of the source, but dependent only on the optical depth of the halo.

### 4.3 Surface brightness and the size of DLA halo

For a stable source, the time-independent surface brightness (SB) of a stable source located in DLA halo is simply proportional to  $r_{\text{DLA}}^{-2}$ , where  $r_{\text{DLA}}$  is the radius of the halo. When the life time of the source is short, the time-dependent behavior of the surface brightness,  $SB(t)$ , is not simply proportional to  $r_{\text{DLA}}^{-2}$ . To demonstrate this point, we calculate the surface brightness of a source with life time  $10^6$  years and Ly $\alpha$  luminosity  $L = 10^{42} \text{ erg s}^{-1}$  in a medium of  $a = 0.0005$ . The results are presented in Fig. 6, in which the size of the halos is taken to be  $r_{\text{DLA}} = 1 \text{ kpc}$ ,  $10 \text{ kpc}$ ,  $100 \text{ kpc}$ , and  $1 \text{ Mpc}$ . In Fig. 6, the optical depth of the DLA halo surrounding the source is assumed to be  $\tau_0 = 2 \times 10^7$ , which corresponds to a typical DLA halo with column density  $N_{\text{HI}} = 2 \times 10^{20} \text{ cm}^{-2}$  (Eq.(1)).

From Fig. 6, we first see that the curves do not show the behavior of being proportional to  $r_{\text{DLA}}^{-2}$ . The maximum surface brightness of halo with  $r_{\text{DLA}} = 1 \text{ kpc}$  is about  $10^{-17} \text{ erg s}^{-1} \text{ cm}^{-2} \text{ arcsec}^{-2}$ , while the maximum surface brightness of  $r_{\text{DLA}} = 1 \text{ Mpc}$  is only  $\sim 10^{-25} \text{ erg s}^{-1} \text{ cm}^{-2} \text{ arcsec}^{-2}$ .

That is, when  $r_{\text{DLA}}^{-2}$  decreases by a factor  $10^6$ , the maximum surface brightness decreases by a factor  $10^8$ .

Secondly, the shapes of the curves of Fig. 6 for different  $r_{\text{DLA}}$  are very different. The curve of  $r_{\text{DLA}} = 1 \text{ kpc}$  shows saturation at  $t > 3 \times 10^4$  years, while all others don't have a saturated phase.

These time-dependent behaviors are also due to the time scale of Ly $\alpha$  photon transfer. For a halo with given column density  $N_{\text{HI}}$ , or  $\tau_0$ , the time scale of the Ly $\alpha$  photon transfer is about  $\eta_{\text{max}} \sim 10\tau_0$ , which is independent of the size  $r_{\text{DLA}}$  of the halo. However,  $\eta_{\text{max}} \sim 10\tau_0$  corresponds to a physics time  $t_{\text{max}} = \eta_{\text{max}} r_{\text{DLA}}/c$ , which is  $r_{\text{DLA}}$ -dependent. For DLA halo with  $r_{\text{DLA}} = 1 \text{ kpc}$ , the time scale  $t_{\text{max}} = \eta_{\text{max}} r_{\text{DLA}}/c \sim 3 \times 10^4$  years. It is much less than  $10^6$  years, and therefore, the surface brightness is saturated when  $t > 3 \times 10^4$  year. For DLA halo with  $r_{\text{DLA}} = 100 \text{ kpc}$ , the time scale  $t_{\text{max}} = \eta_{\text{max}} r_{\text{DLA}}/c \sim 3 \times 10^6$  years. It is larger than the life-time of the source, and therefore, the surface brightness can not approach a saturated state. For DLA halo with  $r_{\text{DLA}} > 100 \text{ kpc}$ , the time scale  $t_{\text{max}} = \eta_{\text{max}} r_{\text{DLA}}/c$  would be much larger than  $10^6$  years. The source is more like a single flash and its radiative transfer is highly time dependent (Fig. 4).

Thus, we may conclude that for DLA halos with a given column density, the surface brightness will be proportional to  $r_{\text{DLA}}^{-\kappa}$  and  $\kappa > 2$ . This result would be useful to estimate the size of the DLA halo with observed surface brightness and the model of the sources.

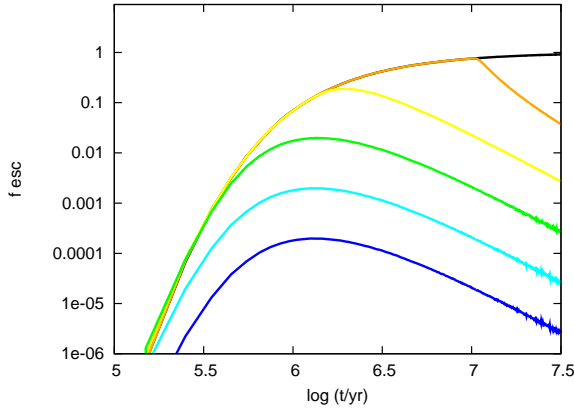
## 5 LY $\alpha$ PHOTON EMISSION: IGM MODEL

### 5.1 Ly $\alpha$ escape

The mechanism of the escaping of Ly $\alpha$  photons from expanding opaque IGM at high redshift is different from that of DLA halos. For the former, besides the diffusion in frequency space caused by the resonant scattering, we should also consider the frequency redshift caused by cosmic expansion. Photons will escape from Gunn-Peterson trough, once their frequency is redshifted enough.

Similar to the previous section, we calculate the escape coefficient using the number of escaped photons. Fig. 7 presents the time-dependent solutions of the escape coefficient  $f_{\text{esc}}(t)$  for sources at redshift  $1+z=10$  surrounded by the IGM of Hubble expanding universe. The number density of neutral hydrogen is given by the cosmology parameters of the  $\Lambda$ CDM model. The IGM is assumed to be not reionized yet. The time duration  $t_{\text{life}}$  of photon source has been explored with values  $t_{\text{life}} = 10^3, 10^4, 10^5, 10^6, 10^7$ , and  $10^8$  years. For sources at  $1+z=10$ ,  $t_{\text{life}}$  cannot be larger than the age of the universe  $\sim 10^8$  years. The source is starting to emit photons at  $t=0$ .

The curves of Fig. 7 look very similar to those of Fig. 5. Therefore, one can explain Fig.7 in the same way as Fig. 5, replacing the optical depth of the DLA halo with the Gunn-Peterson optical depth (Eq.(A5)) of the expanding IGM at  $(1+z)=10$ . In Fig. 7, all the short life time curves with  $t_{\text{life}} < 10^7$  years reach their maximum at about the same time  $t_{\text{max}} \sim 10^6$  years, which is the time scale of Ly $\alpha$  photon escape from the Gunn-Peterson trough in an expanding IGM at  $1+z=10$ . One can then conclude that the escape



**Figure 7.** Time dependent solutions of escaping coefficient  $f_{\text{esc}}(t)$  for a source at redshift  $1+z=10$  surrounded by the IGM of  $T=100\text{K}$  of the expanding universe. The time duration of the emission of the source is taken to be  $t_{\text{life}} = 10^3, 10^4, 10^5, 10^6, 10^7$ , and  $10^8$  years, respectively from bottom up using color codes blue, cyan, green, yellow, orange, and black.  $t$  is the delayed time of an escaped Ly $\alpha$  photon with respect to the first escaped free streaming photon from the source, measured at the redshift of the source.

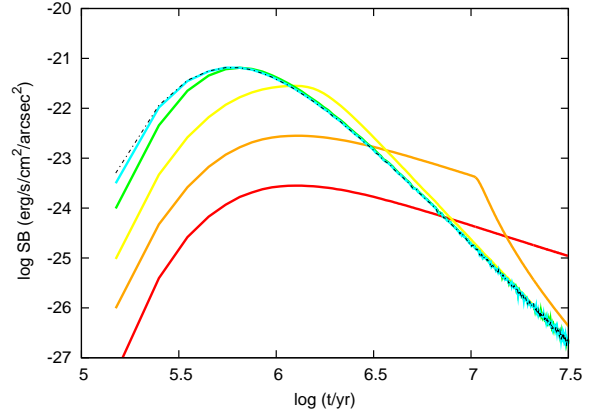
coefficient of sources with life time less than  $t_{\text{max}} \sim 10^6$  years should always be less than 1, even without dust absorption.

The curve of the shortest life time ( $t_{\text{life}} = 10^3$ ) of Fig. 7 can be thought to represent the light curve of a flash source in IGM model, like that of Fig. 4 for DLA model. The curve of  $t_{\text{life}} = 10^3$  of Fig. 7 has a long tail. The long tail basically is a power law of  $t$ , and is a joint result of radiative transfer and Hubble expansion velocity field. As mentioned in §4.1, for the light curve of Fig. 4, the maximum  $\eta_{\text{max}}$  and variance (or the width of the light curve)  $\Delta\eta$  are about the same. Yet, the power law long tail leads to the maximum  $t_{\text{max}}$  of the curve of  $t_{\text{life}} = 10^3$  of Fig. 7 to be much less than the width of the curve. Since the suppression of escape coefficient is mainly given by the width of the light curve. Therefore, the power law long tail of Fig. 7 implies that the stable state of  $f_{\text{esc}} = 1$  takes a much longer time to approach, or can never be approached within the age of the universe.

Although Fig. 7 shows that the escape coefficient of sources with  $t_{\text{life}} \geq 10^6$  years is larger than those of sources with  $t_{\text{life}} \leq 10^6$ , it does not mean that the former is easier to be observed than the later. This point can more clearly be revealed with the time-dependent solution of surface brightness.

## 5.2 Surface brightness

We calculate the mean surface brightness  $SB(t) \equiv \frac{L}{\pi \langle r_{\text{esc}}^2 \rangle}$  defined as the flux divided by the averaged area of the source, where  $r_{\text{esc}}$  is the projected distance to the source on the sky at which a photon escapes. Thus,  $\pi \langle r_{\text{esc}}^2 \rangle(t)$  is the mean of the area at time  $t$  on the plane perpendicular to the line of sight. The result is presented in Fig. 8, which plots the  $SB(t)$  for sources with Ly $\alpha$  luminosity (erg/sec) and life time (year) paired as:  $(10^{46}, 10^3)$ ,  $(10^{45}, 10^4)$ ,  $(10^{44}, 10^5)$ ,  $(10^{43}, 10^6)$ ,  $(10^{42}, 10^7)$ , and  $(10^{41}, 10^8)$ . That is, all sources emit the same amount of  $2 \times 10^{67}$  Ly $\alpha$  photons in their whole life span. The sources start to emit at time  $t = 0$ .



**Figure 8.** Time dependent surface brightness from a central source surrounded by IGM of  $T=100\text{K}$  in expanding universe. The source is assumed to be located at redshift  $1+z=10$ , and emitting a total of  $2 \times 10^{67}$  Ly $\alpha$  photons from time  $t=0$ . The time duration of the emission of the source is taken to be  $t_{\text{life}} = 10^4, 10^5, 10^6, 10^7$ , and  $10^8$  years, respectively from top down using color codes cyan, green, yellow, orange, and red. The flash source ( $t_{\text{life}} = 10^3$  years) is drawn with black dashed line.

Fig. 8 has two remarkable features. First, the four curves of  $(10^{46}, 10^3)$ ,  $(10^{45}, 10^4)$ ,  $(10^{44}, 10^5)$ , and  $(10^{43}, 10^6)$  are almost the same. The common curve has a maximum at  $t \sim 10^6$  year and then starts decaying with a power law  $SB(t) \propto t^{-4}$ . The time scales of the maximum and the power law tail are about the same as that of the light curve of Fig. 7 with  $t_{\text{life}} = 10^3$ . Therefore, for sources with life time less than  $t \sim 10^6$  years, the surface brightness is only dependent on the total number  $N$  of Ly $\alpha$  photons emitted from the source, regardless of their life time. This is because the photons should wait for about  $t \sim 10^6$  years before their escaping from the IGM. The stored photons are locally thermalized, and therefore, the information of the “age” of the photons emitted at time  $< 10^6$  will be forgotten during the thermalization. This property actually is also valid for the sources of  $(10^{42}, 10^7)$ , and  $(10^{41}, 10^8)$ . For these two cases, the total numbers of Ly $\alpha$  photon emitted in  $t \leq 10^6$  years are smaller, respectively are  $2 \times 10^{66}$ , and  $2 \times 10^{65}$  and therefore, their  $SB(t)$  at  $t \sim 10^6$  is less than that of  $N = 10^{67}$  by factors 10 and 100, respectively in the figure. The curves of  $t_{\text{life}} = 10^4, 10^5$  years become scalable from  $\sim 1$  Myr. The  $t_{\text{life}} = 10^6$  yr curve is just starting to move away from the flash source solutions. The relaxation time looks to be around  $0.3 - 1$  Myr when the flash source reaches its maximum. This is in agreement with the estimate from Rybicki & Dell’Antonio (1994) where the relaxation time is  $(\frac{a}{\gamma})^{\frac{1}{3}} * t_s \sim 0.3$  Myr for our chosen redshift ( $1+z=10$ ) and temperature ( $T=100\text{K}$ ). Fig. 8 shows various scaling relations. For example, for the flash source of  $t_{\text{life}} = 10^3$  yr, the asymptotic slope sets in from  $\sim 1$  Myr as a result of radiative transfer in Hubble expansion velocity field. For the  $t_{\text{life}} = 10^8$  yr curve in the figure, another straight part sets in from 1 Myr to 50 Myr even before the asymptotic slope is reached, as a joint result of photon emission, photon transfer and Hubble expansion. These time scales are comparable to the possible life time of the sources, which was previously pointed out by Higgins & Meiksin (2009).



The second feature of Fig. 8 is the monotonous decrease of  $SB(t)$  when  $t$  is large, regardless of the life time of the source. It is very different from all the curves of Fig. 5, which will approach a stable or saturated state if the life time of the source is long enough. For any sources in expanding neutral IGM, the mean surface brightness  $SB(t)$  does not approach a saturated or stable state. In other words, a time-independent solution of the surface brightness doesn't exist in the IGM model. This is simply because the increase of volume of the expanding IGM, which stores Ly $\alpha$  photons, is faster than the number of Ly $\alpha$  photons redshifted to frequency  $x < -2$ . This feature is similar to the evolution of ionized halos around a UV photon source in expanding universe. The ionized radius can never approach a stable state required by a Strömgren sphere, because the increase of the ionized radius is always lower than the comoving velocity (Shapiro & Giroux 1987). Therefore, in Fig. 8 there is no flat section for every curve. The maximum of the surface brightness of a Ly $\alpha$  photon source with luminosity  $L$  at  $1+z=10$  scales approximately as  $\sim 10^{-21} \times (L/10^{43} \text{ erg/s}) \text{ erg s}^{-1} \text{ cm}^{-2} \text{ arcsec}$ . We should emphasize that the maximum can be reached only for sources with age equal to about  $10^6$  years. The surface brightness would be less than the maximum when the source age is younger or older than  $10^6$  years. That is, in term of surface brightness, a stable source will yield a time-dependent curve.

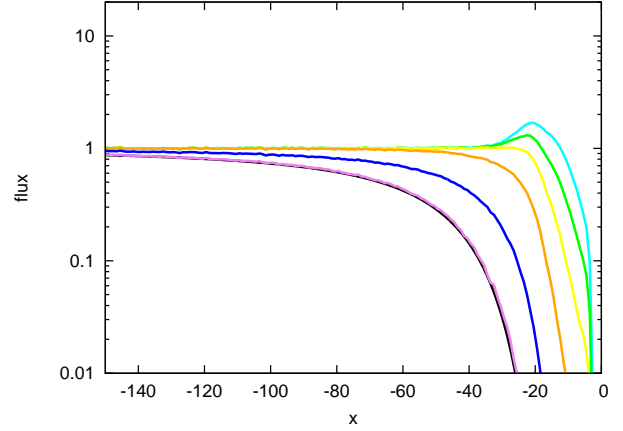
## 6 LY $\alpha$ PHOTON ABSORPTION

### 6.1 Time dependent red damping wing: DLA model

A typical problem of Ly $\alpha$  absorption at high redshift is the red damping wing, or HI damping wing of high redshift sources. The optical afterglow of GRBs at high redshifts has shown this feature (e.g. Totani et al. 2006; Salvaterra et al. 2009). We calculate the time-dependence of the red damping wing of a DLA halo with radius and optical depth  $\tau_0$  to be  $r = \tau_0 = 2 \times 10^7$ . The frequency spectrum of the central photon source is assumed to be flat with flux equal to one. If the source starts to emit photons at time  $\eta = 0$ , photons without undergoing scattering or collisions will escape from the halo at time  $\eta_c = 2 \times 10^7$ . The profiles of red damping wing at times later than  $\eta_c$  are plotted in Fig. 9, in which we take  $\eta = (1+y)\eta_c$ , where  $y = 0.01, 0.5, 2, 5, 10$  and  $50$ .

Fig. 9 shows that the red damping wing at time  $\eta \leq 1.01\eta_c$  can be well described by a Voigt profile  $f(x) = e^{-\tau(x)}$ , where  $\tau(x)$  is given by Eq.(1). Therefore, it would be fully reasonable to fit the red damping wing of GRB's optical afterglow with a Voigt absorption profile, because the red damping wing is measured only a few hours or a few days after the GRB explosion, the time  $\eta$  is very close to  $\eta_c$ . Even when  $\eta = 1.5\eta_c$  (the blue line in Fig.9), the red damping wing can still be approximately fitted by a Voigt profile. However, the fitting at time  $\eta = 1.5\eta_c$  will yield a smaller  $\tau_0$  than that of the fitting at  $\eta = 1.01\eta_c$ . Therefore, the column density of HI atoms given by the fitting at  $\eta = 1.5\eta_c$  is underestimated.

The red damping wing at  $\eta \geq 5\eta_c$  shows a shoulder with frequency similar to that given by Fig. 3 with parameters  $a = 5 \times 10^{-4}$  and  $\tau_0 = 2 \times 10^7$ . Therefore, the shoulder



**Figure 9.** Time dependent red damping wings formed in a DLA halo of parameter  $a = 0.0005$  with size  $r$  and optical depth  $\tau_0$  set to be  $r = \tau_0 = 2 \times 10^7$ . The central source starts to emit photons with a flat spectrum at  $\eta = 0$ . The profiles of the red damping wing are shown at times  $\eta = (1+y)\eta_c$ , where  $\eta_c = r = \tau_0$  is the time of free flight from  $r = 0$  to  $r$ , and  $y$  is taken to be 0.01, 0.5, 2, 5, 10, and 50, respectively from bottom up using color code violet, blue, orange, yellow, green, and cyan. The black curve, which is almost the same as the violet curve, is given by the Voigt absorption, i.e.  $f(x) = e^{-\tau(x)}$  and  $\tau(x)$  is from Eq.(1).

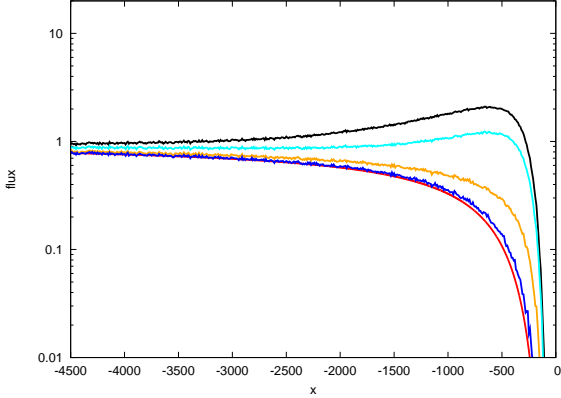
is from the stored resonant photons. Fig. 9 shows that the curve of red damping wing has become saturated at time  $\eta \geq 50\eta_c$ . This is larger than the time scale  $\sim 10\eta_c$  shown in Fig. 4. It is because the photons with frequency  $|x| > 2$  of the continuous spectrum can also be stored. According to the redistribution function (A6), the probability of transferring a  $|x| > 2$  photon to  $|x| < 2$  is larger than that from  $|x| < 2$  to  $|x| > 2$ , and therefore, in frequency space the net effect of the resonant scattering is to bring photons of the continuous spectrum background to become Ly $\alpha$ . More photons be stored leads to the larger time scale of the saturation.

### 6.2 Time dependence of red damping wing: IGM model

The problem of the red damping wing for the IGM model is very different from that of the DLA model. If the frequency spectrum of source is flat, cosmic redshift will continuously provide Ly $\alpha$  photons from blue side of the spectrum. Since the time scale of the W-F thermalization is much shorter than the time scale of the cosmic expansion, the photons moved into the frequency range  $\sim \nu_0$  from  $> \nu_0$  is quickly thermalized. Thus, a huge number of thermalized photons is stored in the frequency range  $|x| < 2$  (Roy et al. 2009b; Roy, Shu, & Fang 2010). This process marks the difference between the IGM and the DLA models, and also the difference between our IGM model and IGM models of some others (Loeb & Rybicki 1999), in which the source emits only  $\nu_0$  photons.

Fig. 10 shows the red damping wings of a source in  $T=100$  K IGM at  $1+z=10$  with age  $t = 0, 10^5, 10^6, 5 \times 10^6$ , and  $10^7$  years. When the time is less than  $10^5$  year, the Ly $\alpha$  photons have not been significantly stored yet, and





**Figure 10.** The time dependence of the red damping wing given by simulations in an expanding IGM model. The central source at  $1+z=10$  starts to emit photons with flat spectrum at  $t=0$  into IGM of  $T=100\text{K}$ . The curves correspond to  $t = 10^5, 10^6, 5 \times 10^6$ , and  $10^7$  years, respectively from bottom up using color codes blue, orange, cyan, and black. The red line is given by pure absorption  $f(x) = e^{-\tau(x)}$  where  $\tau(x)$  is from Eq.(C1).

the profile of red damping wing is about the same as a pure absorption, which has been addressed by Miralda-Escude (1998). Once the time is larger than  $10^6$  year, the stored photons yield a shoulder at peak frequency  $-x \sim 500$ . Fig. 10 also shows that the profile of the red damping wing seems not yet to approach a saturated or time-independent state at  $t = 10^7$  years.

## 7 DISCUSSIONS AND CONCLUSIONS

The time-dependent behaviors in physics and frequency spaces of the Ly $\alpha$  photons emergent from optically thick medium have been extensively studied with Monte Carlo method. The first conclusion is that time-dependent solutions are essential not only for strong time dependent sources like GRBs, but also for stable sources, especially when the cosmic expansion needs to be considered. Cosmic expansion makes the radiation transfer equation not invariant with respect to the transformation of time shift. Consequently, the radiative transfer equation doesn't have time-independent solutions in principle. Time-dependent behavior are essential.

With the model of IGM in the Hubble expanding universe, we show that the time-dependence of the brightness of a stable source at high redshift is like that of the light curve of an "explosion", i.e. in the first phase, the surface brightness is increasing and approaching a maximum, and then, in the second phase, it decays monotonously. Although our calculation is only based on a model source at redshift  $(1+z)=10$ , we believe that the feature of the nonexistence of a time-independent solution, or the nonexistence of a saturated state of the surface brightness by IGM scattering, would be hold for various high redshift sources.

The IGM model may be too simple and ideal. Many effects have not been considered, such as the effects given by the inhomogeneity of the HI density distribution, the nonuniform ionization, the bulk velocity, the wind and the

turbulence of the IGM field, and the observational aperture, etc. However, one point seems to be clear that under these circumstances, stable solutions will not exist. All these effects should be studied with time-dependent solutions of the Ly $\alpha$  photon transfer. Since some high redshift Ly $\alpha$  emitters have already been observed, static solutions may not be enough to understand these observations.

For the DLA model, the saturated state or the time-dependent state, does exist. Therefore, it is reasonable to find this state directly by time-independent solution. However, time-independent solutions can not tell us the suppression of the escape coefficient in the time range of  $\eta < 10\tau_0$ ,  $\tau_0$  being the optical depth of the halo. When  $\tau_0$  is large, the escape coefficient will be substantially suppressed for time range comparable to the age of the universe. This is equal to say that the escape coefficient is much less than one in all time.

Low escape coefficient is often explained by dust absorption. Dust extinction is effective only when the medium is optically thick. Therefore, once we use the model of dust absorption at high redshift, the time-dependent behavior must be considered. A WENO time-dependent solution of the Ly $\alpha$  photon transfer in dusty medium will be reported soon.

We didn't consider the Ly $\alpha$  photons from the recombination in the ionized halo around the center source. Simply changing the luminosity of the central light source by adding the photons from stable recombination in the halo is a poor approximation, as the time scale of the recombination is not small. Therefore, with the DLA model, time-dependent solutions are also essential for understanding Ly $\alpha$ -related phenomenon.

## ACKNOWLEDGMENTS

This work is supported by the Ministry of Science and Technology of China, under Grant No. 2009CB824900.

## APPENDIX A: RADIATIVE TRANSFER OF LY $\alpha$ PHOTONS

With dimensionless variables, the specific intensity  $I$  of photon number is a function of  $\eta$ ,  $r$ ,  $x$  and  $\mu$ . When the optical depth is large, we can take the Eddington approximation. Radiative transfer equations are (Roy et al. 2009c)

$$\frac{\partial j}{\partial \eta} + \frac{\partial f}{\partial r} = -\phi(x; a)j + \int \mathcal{R}(x, x'; a)j dx' + \gamma \frac{\partial j}{\partial x} + r^2 S, \quad (\text{A1})$$

$$\frac{\partial f}{\partial \eta} + \frac{1}{3} \frac{\partial j}{\partial r} - \frac{2}{3} \frac{j}{r} - \gamma \frac{\partial f}{\partial x} = -\phi(x; a)f. \quad (\text{A2})$$

where  $j, f$  are the rescaled quantities of physical intensity,  $j(\eta, r, x) = r^2 j_p = r^2 \frac{1}{2} \int_{-1}^{+1} I(\eta, r, x, \mu) d\mu$  is the angularly averaged specific intensity and  $f(\eta, r, x) = r^2 f_p = r^2 \frac{1}{2} \int_{-1}^{+1} \mu I(\eta, r, x, \mu) d\mu$  is flux. The mean intensity  $j(\eta, r, x)$  describes the  $x$ -photons trapped in the halo by the resonant scattering, while the flux  $f(\eta, r, x)$  describes the photons in transit. The parameter  $\gamma = 1/\tau_{GP}$  can be calculated as

$$\tau_{GP} = 4.9 \times 10^5 h^{-1} f_{HI} \left( \frac{0.25}{\Omega_M} \right)^{\frac{1}{2}} \left( \frac{\Omega_b h^2}{0.022} \right) \left( \frac{1+z}{10} \right)^{\frac{3}{2}}. \quad (\text{A3})$$

The term  $S$  describes a constant physical photon source. Since Eqs.(A1) and (A2) are linear with respect to  $j$  and  $f$ , the solutions of  $j$  and  $f$  for sources  $S(\eta, x)$  can be given by a superposition of solutions  $j(\eta, r, x; \eta_0, x_0)$  and  $f(\eta, r, x; \eta_0, x_0)$ , which are the solutions of the source  $S = \delta(\eta - \eta_0)\delta(x - x_0)$ .

The resonant scattering is described by the redistribution function  $\mathcal{R}(x, x'; a)$  which is the probability of a photon absorbed at the frequency  $x'$ , and re-emitted at the frequency  $x$ . It depends on the details of the scattering (Heney 1941; Hummer 1962, 1969). If we consider coherent scattering without recoil, the redistribution function with the Voigt profile is

$$\mathcal{R}(x, x'; a) = \frac{1}{\pi^{3/2}} \int_{|x-x'|/2}^{\infty} e^{-u^2} \left[ \tan^{-1} \left( \frac{x_{\min} + u}{a} \right) - \tan^{-1} \left( \frac{x_{\max} - u}{a} \right) \right] du \quad (\text{A4})$$

where  $x_{\min} = \min(x, x')$  and  $x_{\max} = \max(x, x')$ . This redistribution function is normalized as  $\int_{-\infty}^{\infty} \mathcal{R}(x, x') dx' = \phi(x, 0) = \pi^{-1/2} e^{-x^2}$ .

Thus, the frequency of photons will be changed during the evolution governed by Eqs.(A1) and (A2), while the total number of photons is conserved. That is, the destruction processes of Ly $\alpha$  photons, such as the two-photon process (Spitzer & Greenstein 1951; Osterbrock 1962) and dust absorption, are ignored in equations (A1),(A2).

## APPENDIX B: MONTE CARLO SOLVER

Monte Carlo simulation starts with releasing a photon at the source placed along a random but isotropic direction. The frequency distribution of the new photon follows that of the source, either a Gaussian distribution with a Doppler core, or a continuum. Once the photon enters the gas medium, the length of free path is determined by calculating the optical depth variable  $\tau$  traveled during the free flight, following the distribution function  $e^{-\tau}$ . It is then straight forward to convert from  $\tau$  to distance. The location of the next scattering is thus determined. If the place is outside the HI cloud in a halo model, or if the traveled optical depth is larger than Gunn-Peterson optical depth in an expanding IGM model, the photon is labeled escaped.

At the site of scattering, the velocity of the HI atom is generated by two steps. First, the velocity components  $v_x$  and  $v_y$  (normalized to Doppler velocity  $V_D$ , and  $z$  is the propagation direction of the photon) are generated following a Maxwellian distribution  $e^{-v_x^2}$ . Second, the velocity  $v_z$  is generated following the distribution:  $f(v_z) \propto \frac{e^{v_z^2}}{(x-v_z)^2+a^2}$  which is the joint requirement of Gaussian distribution and Lorentz profile for the rest frame cross section of resonant scattering. The direction of the resonantly scattered photons is assumed to be isotropic, but can be easily adapted to other types of angular dependence. Once the direction is generated, frequency of the outgoing photon can be calculated. Using the notation of  $x, x'$  to represent the laboratory frequency of the incoming and outgoing photon, we have  $x' = x - v \cos \eta + v \cos \eta \cos \theta + v \sin \theta \sin \eta \cos \phi - b(1 - \cos \theta)$

where  $b = \frac{h\nu_0}{m_e V_D c}$  is the recoil parameter,  $\eta$  is the angle between the incoming and outgoing photons,  $\theta$  and  $\phi$  are the two spherical coordinates of the outgoing photon where the coordinates are chosen such that the incoming photon is in  $z$  direction. (We follow Field 1959's scattering geometry and notations.) With this new set of frequency and direction of the photon, we repeat the above procedures of calculating the next scattering and the determination on escape. Each photon is followed all the way along its path until it escapes.

Since the effectiveness of generating  $v_z$  determines crucially the speed of calculation, special algorithms have been proposed (Zheng & Miralda-Escude (2002), ZM02 hereafter). We basically follow ZM02's algorithm for medium to large  $x$  ( $0.6 \leq x \leq 17$ ). For smaller  $x$  ( $x < 0.6$ ), methods of plain rejection (not employing ZM02's algorithm) is used. For very large  $x$  ( $x > 17$ ), our treatment for  $u > u_0$  is similar to ZM02, but for  $u \leq u_0$ , we switch the roles of the two functions, using the distribution function  $e^{-v_z^2}$  as the transformation method to generate  $v_z$ , and then use  $\frac{1}{(x-v_z)^2+a^2}$  as the comparison function to reject.

Twenty million of photons are experimented by Monte Carlo simulation for each model. Simulations are performed only for sources with single flash of photons. In these simulations, a time stamp can be recorded for each photon at each step of collision, and at its escape. For sources of arbitrary time dependence, a new random variable is used representing the birth time of the photon. The time stamps can be generated by adding a photon's birth time to the recorded time stamps from a single flash simulation. Furthermore, with, say,  $10^4$  trials of randomly generated birth time for each original photon in a single-flash simulation, we form a subgroup of  $10^4$  photons, which have the same history of collisions but happen at different epochs. By this way we greatly improve the very low usage rate when the data of each recorded photon is coupled with only one birth time. Statistics over this enlarged group of photons give better continuity and smaller Poisson errors on the surveyed quantities, but do not add new physics.

## APPENDIX C: GUNN-PETERSON OPTICAL DEPTH

The free path of a Ly $\alpha$  photon in a Hubble streaming IGM can be derived by using GP optical depth for frequency  $x$  measured at source redshift  $z$ , which is

$$\tau(x, z) = \tau_{GP}(z) \int_{-\infty}^x \phi(x) dx \quad (\text{C1})$$

where the Gunn-Peterson optical depth parameter is given by equation (A3).

In MC simulations, the Hubble streaming always makes frequency  $x$  lower and GP optical depth smaller. Suppose the photon frequency is  $x_A$  immediately after the last scattering and  $x_B$  before the next scattering, the change of GP optical depth  $\delta\tau$  during the free flight is always negative and equals to -1 on average. The particular value of each  $\delta\tau$  is determined by generating a random number  $\delta\tau \leq 0$  following the distribution function  $e^{\delta\tau}$ . With this  $\delta\tau$  we can derive the new frequency  $x_B$  by solving the equation

$$\delta\tau = \tau_{GP}(z) \int_{x_A}^{x_B} \phi(x) dx \quad (\text{C2})$$

By compiling a large data table of  $\tau(x, z)$  and using linear interpolation,  $x_B$  can be solved fast.

The free length  $l$  before the next scattering can be found by considering that the frequency change is caused by Doppler effect of Hubble motion,

$$x_B - x_A = -\frac{H(z)l}{c} \frac{\nu_0}{\Delta\nu_D} \quad (\text{C3})$$

where Hubble constant at redshift  $z$  is

$$H(z) = H_0 \sqrt{\Omega_M(1+z)^3 + \Omega_R(1+z)^2 + \Omega_\Lambda} \quad (\text{C4})$$

$$\approx H_0 \sqrt{\Omega_M}(1+z)^{\frac{3}{2}}$$

in which all  $\Omega_M, \Omega_R, \Omega_\Lambda$  refer to values at present.

## REFERENCES

- Adams, T.F. 1972, ApJ, 174, 439  
 Adams, T.F. 1975, ApJ, 201, 350  
 Ahn, S.-H., Lee, H.W., & Lee, H. M. 2002, ApJ, 567, 922  
 Becker, R. H. et al. 2001, AJ, 122, 2850  
 Bonilha, J. R. M., Ferch, R., Salpeter, E. E., Slater, G., & Noerdlinger, P. D. 1979, ApJ 233, 649  
 Cantalupo, S., Porciani, C., Lilly, S.J., & Miniati, F. 2005, ApJ, 628, 61  
 Dijkstra, M., Haiman, Z., & Spaans, M. 2006, ApJ, 649, 14  
 Dijkstra, M., & Loeb, A. 2008, MNRAS, 386, 492  
 Fan, X. et al. 2006, AJ, 132, 117  
 Feng, L., Bi, H., Liu, J., & Fang, L. 2008, MNRAS, 383, 1459  
 Field, G.B., 1958, Proc. IRE, 46, 240  
 Field, G.B. 1959, ApJ, 129, 551  
 Harrington, J.P. 1973, MNRAS, 162, 43  
 Hayes, M. et al. 2010, Nature, 464, 562  
 Higgins, J., & Meiksin A. 2009, MNRAS 393, 949  
 Henyey, L.G. 1941, Proc. Nat. Acad. Sci. 26, 50  
 Hummer, D.G. 1962, MNRAS, 125, 21  
 Hummer, D.G. 1969, MNRAS, 145, 95  
 Laursen, P., & Sommer-Larsen J. 2007, ApJ 657, L69  
 Lee, J.S. 1974, ApJ, 192, 465  
 Lehnert, M.D. et al. 2010, Nature, 467, 940  
 Liu, J.-R., Qiu, J.-M., Feng, L.-L., Shu, C.-W., & Fang, L.-Z. 2007, ApJ, 663, 1  
 Loeb, A., & Rybicki, G.B. 1999, ApJ, 524, 527  
 Lu, Y., Zhu, W.-S., Chu, Y.Q., Feng, L.-L., & Fang, L.-Z. 2010, MNRAS, 408, 452  
 Miralda-Escude, J. 1998, ApJ, 501, 15  
 Neufeld, D. 1990, ApJ, 350, 216  
 Osterbrock, D.E. 1962, ApJ, 135, 195  
 Pierleoni, M., Maselli, A., & Ciardi B. 2009, MNRAS, 393, 872  
 Roy, I., Qiu J.-M., Shu C.-W., & Fang L.-Z., 2009a, New Astronomy 14, 513  
 Roy, I., Xu, W., Qiu J.-M., Shu C.-W., & Fang L.-Z., 2009b, ApJ 694, 1121  
 Roy, I., Xu, W., Qiu J.-M., Shu C.-W., & Fang L.-Z., 2009c, ApJ 703, 1992  
 Roy, I., Shu, C.-W., & Fang, L.-Z. 2010, ApJ, 716, 604  
 Rybicki, G. B., & Dell'Antonio, I. P. 1994, ApJ, 427, 603  
 Rybicki, G. B., 2006, ApJ, 647, 709  
 Salvaterra, R., et al. 2009, Nature, 461, 1258  
 Shapiro, P., & Giroux, M., 1987, ApJL, 321, L107  
 Spitzer, L. & Greenstein, J.L. 1951, ApJ, 114, 407  
 Tasitsiomi, A. 2006, ApJ, 645, 792  
 Totani, T. et al. 2006, Publ. Astron. Soc. Japan. 58, 485  
 Unno, W. 1955, PASJ, 7, 81  
 Verhamme, A., Schaerer, D. & Maselli, A. 2006, AA, 460, 397  
 Wouthuysen, S. A. 1952, AJ, 57, 31  
 Xu, W. & Wu, X. 2010, ApJ, 710, 1432  
 Zheng, Z. & Miralda-Escude, J., 2002, ApJ, 578, 33  
 Zhu, W.-S., Feng, L.-L., & Fang, L.-Z. 2010, ApJ, 712, 1  
 Zhu, W.-S., Feng, L.-L., & Fang, L.-Z. 2011, MNRAS, in press