

BISECTION OF GEODESIC SEGMENTS IN HYPERBOLIC GEOMETRY

MATTI VUORINEN AND GENDI WANG

ABSTRACT. Given a pair of points in the hyperbolic half plane or the unit disk, we provide a simple construction of the midpoint of the hyperbolic geodesic segment joining the points.

1. INTRODUCTION

Classical Euclidean geometry studies, in particular, configurations that can be constructed in terms of compass and ruler. Thus, for instance, given an angle we can bisect it and given a circle and a point outside the corresponding disk, we can construct a tangent line to the circle passing through the given point. For these facts and a general treatment of the classical Euclidean geometry, see [CG].

In hyperbolic geometry, the parallel postulate no longer holds: given a line and a point outside it, we can draw infinitely many lines through the point, not intersecting the given line [B]. On the other hand, we can measure distances using the hyperbolic metric and consider hyperbolic length minimizing curves, geodesic segments, between a prescribed pair of points and form polygons whose sides consist of geodesic segments, etc. In fact, many results of plane trigonometry have their counterparts in this context in new vein, see [B]. Recall that the hyperbolic area of a triangle with angles α, β, γ equals $\pi - (\alpha + \beta + \gamma)$, so the sum of angles of a triangle is always $< \pi$. For the history of hyperbolic geometry, we refer to [D, Gr, L, M].

Our aim here is to study some basic constructions in hyperbolic geometry. As far as we know, in hyperbolic geometry constructions have been studied much less than in the Euclidean case and we have not been able to find our results in the literature. Our main results are the following two theorems.

Theorem 1.1. *Given a pair of points in the upper half plane \mathbb{H}^2 , one can bisect the hyperbolic segment joining the points by a geometric construction.*

Theorem 1.2. *Theorem 1.1 is also valid for the case of the unit disk \mathbb{B}^2 .*

Previously, construction problems in hyperbolic geometry have been studied in [Go]. The bisection problem has been studied in [Go, Construction 3.1] and in [KV, 2.9] by use of methods different from ours. For an interesting survey of hyperbolic type geometries, the reader is referred to [HIMPS, T].

It is a basic fact that the hyperbolic geometries of the half plane and of the unit disk are isometrically equivalent via Möbius transformations. Thus it is natural to expect that a construction in one of these cases leads to a construction in the other case. However, our methods of construction, based on Euclidean compass and ruler, are not Möbius invariant. Because of this reason, we must treat these two cases separately.

The hyperbolic geodesic segment joining $x, y \in \mathbb{B}^2$ is a subarc $J[x, y]$ of a circle perpendicular to $\partial\mathbb{B}^2$. Therefore, the hyperbolic midpoint z is determined as the set $\{z\} = J[x, y] \cap [0, e]$ for some point $e \in \partial\mathbb{B}^2$, where $[0, e] = \{te : 0 \leq t \leq 1\}$. We will find the vector e by five different methods that produce five different points on the line determined by the radius $[0, e]$. Therefore, a byproduct of our five methods to prove Theorem 1.2 is the conclusion that these five points are on the same line, a fact, that may be of independent interest. Some of these points are shown in Figure 9.

2. HYPERBOLIC GEOMETRY

The group of Möbius transformations in $\overline{\mathbb{R}^n}$ is generated by transformations of two types:

(1) reflections in the hyperplane $P(a, t) = \{x \in \mathbb{R}^n : x \cdot a = t\} \cup \{\infty\}$

$$f_1(x) = x - 2(x \cdot a - t) \frac{a}{|a|^2}, \quad f_1(\infty) = \infty,$$

where $a \in \mathbb{R}^n \setminus \{0\}$ and $t \in \mathbb{R}$;

(2) inversions (reflections) in the sphere $S^{n-1}(a, r) = \{x \in \mathbb{R}^n : |x - a| = r\}$

$$f_2(x) = a + \frac{r^2(x - a)}{|x - a|^2}, \quad f_2(a) = \infty, f_2(\infty) = a,$$

where $a \in \mathbb{R}^n$ and $r > 0$. If $G \subset \overline{\mathbb{R}^n}$ we denote by $\mathcal{GM}(G)$ the group of all Möbius transformations which map G onto itself. For $x \in \mathbb{R}^n \setminus \{0\}$, we denote by $x^* = x/|x|^2$ the inversion in the sphere $S^{n-1}(0, 1) = S^{n-1}$.

By symmetry, it is clear that the circle $S^1(a, r_a)$ containing x, y, x^*, y^* is orthogonal to S^1 . By [K, Exercise 1.1.27] and [KV, Lemma 2.2], we have

$$(2.1) \quad a = i \frac{y(1 + |x|^2) - x(1 + |y|^2)}{2(x_2y_1 - x_1y_2)} \quad \text{and} \quad r_a = \frac{|x - y||x|y|^2 - y|}{2|y||x_1y_2 - x_2y_1|},$$

for $x = (x_1, x_2), y = (y_1, y_2) \in \mathbb{R}^2 \setminus \{0\}$ such that $0, x, y$ are noncollinear.

The chordal distance is defined by

$$(2.2) \quad \begin{cases} q(x, y) = \frac{|x - y|}{\sqrt{1 + |x|^2} \sqrt{1 + |y|^2}}, & x, y \neq \infty, \\ q(x, \infty) = \frac{1}{\sqrt{1 + |x|^2}}, & x \neq \infty, \end{cases}$$

for $x, y \in \overline{\mathbb{R}^n}$.

For an ordered quadruple a, b, c, d of distinct points in $\overline{\mathbb{R}^n}$ we define the absolute ratio by

$$|a, b, c, d| = \frac{q(a, c)q(b, d)}{q(a, b)q(c, d)}.$$

It follows from (2.2) that for distinct points $a, b, c, d \in \mathbb{R}^n$

$$(2.3) \quad |a, b, c, d| = \frac{|a - c||b - d|}{|a - b||c - d|}.$$

The most important property of the absolute ratio is Möbius invariance, see [B, Theorem 3.2.7], i.e., if f is a Möbius transformation, then

$$|f(a), f(b), f(c), f(d)| = |a, b, c, d|,$$

for all distinct $a, b, c, d \in \overline{\mathbb{R}^n}$.

Let $G \subsetneq \mathbb{R}^n (n \geq 2)$ be a domain and $w : G \rightarrow (0, \infty)$ be a continuous function. We define the weighted length of a rectifiable curve $\gamma \subset G$ by

$$\ell_w(\gamma) = \int_{\gamma} w(z) |dz|$$

and the weighted distance by

$$d_w(x, y) = \inf_{\gamma} \ell_w(\gamma),$$

where the infimum is taken over all rectifiable curves in G joining x and y . It is easy to see that d_w defines a metric on G and (G, d_w) is a metric space. We say that a curve $\gamma : [0, 1] \rightarrow G$ is a geodesic joining $\gamma(0)$ and $\gamma(1)$ if for all $t \in (0, 1)$, we have

$$d_w(\gamma(0), \gamma(1)) = d_w(\gamma(0), \gamma(t)) + d_w(\gamma(t), \gamma(1)).$$

The hyperbolic distance in \mathbb{H}^2 is defined by the weight function $w_{\mathbb{H}^2}(x) = 1/x_2$ and in \mathbb{B}^2 by the weight function $w_{\mathbb{B}^2}(x) = 2/(1 - |x|^2)$. By [B, p.35] we have

$$(2.4) \quad \cosh \rho_{\mathbb{H}^2}(x, y) = 1 + \frac{|x - y|^2}{2x_2y_2}$$

for all $x, y \in \mathbb{H}^2$, and by [B, p.40] we have

$$(2.5) \quad \sinh \frac{\rho_{\mathbb{B}^2}(x, y)}{2} = \frac{|x - y|}{\sqrt{1 - |x|^2} \sqrt{1 - |y|^2}}$$

for all $x, y \in \mathbb{B}^2$.

In order to write formulas (2.4) and (2.5) in another form, let $x, y \in G \in \{\mathbb{H}^2, \mathbb{B}^2\}$, $x, y \in G$. Let L be an arc of a circle perpendicular to ∂G with $x, y \in L$ and let $\{x_*, y_*\} = L \cap \partial G$, the points being labelled so that x_*, x, y, y_* occur in this order on L . Then by [B, (7.26)]

$$(2.6) \quad \rho_G(x, y) = \sup\{\log |a, x, y, b| : a, b \in \partial G\} = \log |x_*, x, y, y_*|.$$

We will omit the subscript G if it is clear from the context. Hyperbolic distance is invariant under Möbius transformations of G onto G' for $G, G' \in \{\mathbb{B}^2, \mathbb{H}^2\}$.

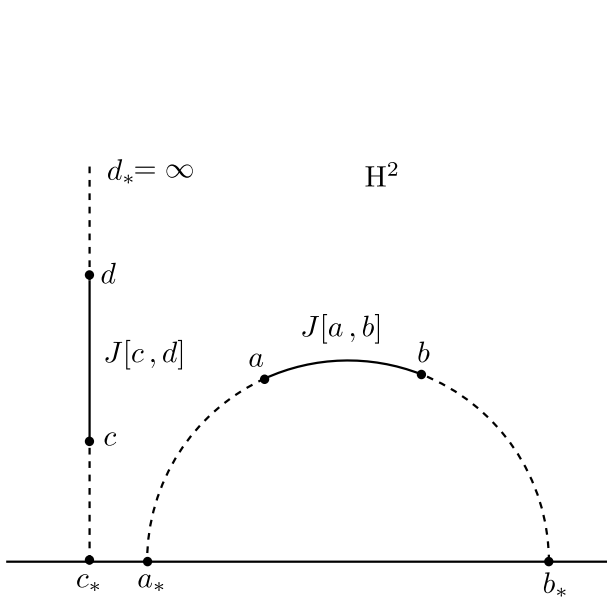


FIGURE 1.

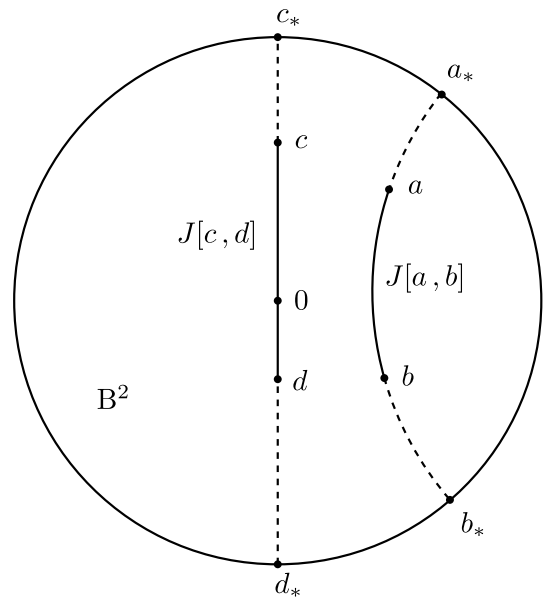


FIGURE 2.

Hyperbolic geodesics are arcs of circles, which are orthogonal to the boundary of the domain. More precisely, for $a, b \in \mathbb{B}^2$ (or \mathbb{H}^2), the hyperbolic geodesic segment joining a and b is an arc of a circle orthogonal to S^1 (or $\partial\mathbb{H}^2$). In a limiting case, the points a and b are located on a Euclidean line through 0 (or located on a normal of $\partial\mathbb{H}^2$), see [B]. Therefore, the points x_* and y_* are the end points of the hyperbolic geodesic. We denote by $J[a, b]$ the hyperbolic geodesic segment or shortly hyperbolic segment joining a and b . For any two distinct points the hyperbolic geodesic segment is unique (see Figure 1 and 2).

Knowing the geodesics, by [V, p.21] we have the hyperbolic distance in two special cases in \mathbb{H}^2 . First, for $r, s > 0$, we have

$$(2.7) \quad \rho(re_2, se_2) = \left| \int_s^r \frac{dt}{t} \right| = \left| \log \frac{r}{s} \right|.$$

Second, if $\varphi \in (0, \pi/2)$ we denote $e_\varphi = (\cos \varphi)e_1 + (\sin \varphi)e_2$ and have

$$(2.8) \quad \rho(e_2, e_\varphi) = \int_{J[e_\varphi, e_2]} \frac{d\alpha}{\sin \alpha} = \int_\varphi^{\frac{\pi}{2}} \frac{d\alpha}{\sin \alpha} = \log \cot \frac{1}{2}\varphi,$$

where e_1, e_2 are the standard unit vectors in \mathbb{R}^2 . By (2.8), we calculate the midpoint z of the hyperbolic segment $J[x, y]$ in \mathbb{H}^2

$$(2.9) \quad z = e^{i\delta}, \quad \delta = \arccos \left(\frac{\cos \frac{\beta+\alpha}{2}}{\cos \frac{\beta-\alpha}{2}} \right),$$

where $x = e^{i\alpha}, y = e^{i\beta}$ and $0 < \alpha < \beta < \pi$.

Next we give the counterparts of (2.7) and (2.8) in \mathbb{B}^2 . By [V, (2.17)], for $s \in (-t, t)$, we have

$$\rho(se_1, te_1) = \log \left(\frac{1+t}{1-t} \cdot \frac{1-s}{1+s} \right).$$

For $v \in \mathbb{B}^2 \setminus \{0\}$ satisfying $0 < \arg v < \pi/2$ and $0 < w < 1$, we have

$$\begin{aligned} |v|^2 &= (\sqrt{1+r_a^2} - r_a \cos \theta)^2 + (r_a \sin \theta)^2 \\ &= 1 + 2r_a(r_a - \sqrt{1+r_a^2} \cos \theta), \end{aligned}$$

where a, r_a are as in (2.1) by taking $x = v, y = w$ and $0 < \theta = \angle 0av < \frac{\pi}{2}$, see Figure 3. Therefore, by the definition of the hyperbolic distance and [AS, 4.3.133], we have

$$\begin{aligned} \rho_{\mathbb{B}^2}(w, v) &= \int_0^\theta \frac{2r_a dt}{2r_a(\sqrt{1+r_a^2} \cos t - r_a)} \\ (2.10) \quad &= \log \frac{A \tan \frac{\theta}{2} + 1}{A \tan \frac{\theta}{2} - 1}, \quad A = \sqrt{1+r_a^2} + r_a. \end{aligned}$$

Let $x, y \in \mathbb{B}^2 \setminus \{0\}$ such that $-\pi/2 < \arg x < \arg y < \pi/2$ and $0, x, y$ are noncollinear. Let z be the midpoint of the hyperbolic segment $J[x, y]$. By (2.10), we have

$$\tan \frac{\delta}{2} = \frac{B+1}{A(B-1)}, \quad B = \sqrt{\frac{(A \tan \frac{\beta}{2} + 1)(A \tan \frac{\alpha}{2} - 1)}{(A \tan \frac{\beta}{2} - 1)(A \tan \frac{\alpha}{2} + 1)}},$$

where $\alpha = \operatorname{sgn}(\operatorname{Im} x) \angle 0ax, \beta = \operatorname{sgn}(\operatorname{Im} y) \angle 0ay, \delta = \operatorname{sgn}(\operatorname{Im} z) \angle 0az$, sgn is the signum function. It is easy to see that $-\frac{\pi}{2} < \alpha < \delta < \beta < \frac{\pi}{2}$.

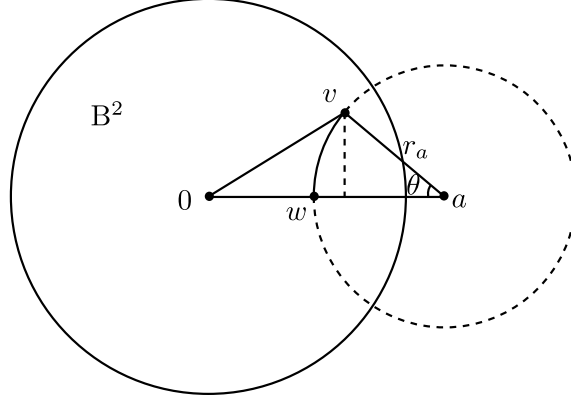


FIGURE 3.

3. THE HALF PLANE

First we give some notation.

Let $L(x, y)$ be the line through the points x and y , $L_{ab}(v)$ be the line through the point v and orthogonal to the line $L(a, b)$. For simplicity of notation, we let $L(v)$ stand for the line through the point v and orthogonal to $\partial\mathbb{H}^2$. Let $\partial\mathbb{H}^2$ be the real axis. For the convenience of proof, we exchange the complex number x in two terms $x = x_1 + ix_2$ and $x = r e^{i\alpha}$.

Lemma 3.1. *Let $x, y \in S^1 \cap \mathbb{H}^2$, $\{x_*, y_*\} = S^1 \cap \partial\mathbb{H}^2$, let x_*, x, y, y_* occur in this order on S^1 , and let z be the midpoint of the hyperbolic segment $J[x, y]$, $w = L(x, y) \cap \partial\mathbb{H}^2$, $v = L(x, x_*) \cap L(y, y_*)$. Then*

- (1) *the line $L(w, z)$ is tangent to the circle S^1 ;*
- (2) *the line $L(v, z)$ is orthogonal to $\partial\mathbb{H}^2$;*
- (3) *the line $L(a, z)$ is orthogonal to $\partial\mathbb{H}^2$, where a is as in (2.1);*
- (4) *$\angle y_1 z_1 y = \angle x_1 z_1 x$.*

Proof. Let $x = \cos \alpha + i \sin \alpha$, $y = \cos \beta + i \sin \beta$.

(1) By computation, we have

$$(3.2) \quad w_2 - \sin \alpha = \frac{\sin \beta - \sin \alpha}{\cos \beta - \cos \alpha} (w_1 - \cos \alpha).$$

Putting $w_2 = 0$, we get

$$(3.3) \quad w_1 = \frac{\sin(\beta - \alpha)}{\sin \beta - \sin \alpha} = \frac{\cos \frac{\beta - \alpha}{2}}{\cos \frac{\beta + \alpha}{2}}.$$

Since

$$|z|^2 + |w - z|^2 = |w|^2 \Leftrightarrow w \cdot z = 1,$$

by (2.9) and (3.3), we get $w \cdot z = w_1 z_1 = 1$. Therefore $L(w, z)$ is tangent to S^1 .

(2) By symmetry we may assume that $\operatorname{Re} x > \operatorname{Re} y$. Then $x_* = 1$ and $y_* = -1$. It is easy to see that $v = v_1 + iv_2$ satisfies the following equations:

$$(3.4) \quad \begin{cases} v_2 = \frac{\sin \alpha}{\cos \alpha - 1} (v_1 - 1) \\ v_2 = \frac{\sin \beta}{\cos \beta + 1} (v_1 + 1) \end{cases}.$$

By (3.4), we have

$$(3.5) \quad v_1 = \frac{\sin(\alpha + \beta) + \sin \alpha - \sin \beta}{\sin(\alpha - \beta) + \sin \alpha + \sin \beta} = \frac{\cos \frac{\beta + \alpha}{2}}{\cos \frac{\beta - \alpha}{2}}.$$

Because $\operatorname{Re} v = \operatorname{Re} z$ by (2.9) and (3.5), we see that $L(v, z)$ is orthogonal to $\partial \mathbb{H}^2$.

(3) By (2.1), we have

$$(3.6) \quad a = \frac{1}{\cos \frac{\beta - \alpha}{2}} e^{i \frac{\beta + \alpha}{2}}.$$

Because $\operatorname{Re} a = \operatorname{Re} z$ by (2.9) and (3.6), it is easy to see that $L(a, z)$ is orthogonal to $\partial \mathbb{H}^2$.

(4) By (2.9), we have

$$\begin{aligned} \frac{y_2}{z_1 - y_1} &= \frac{x_2}{x_1 - z_1} \\ \Leftrightarrow (x_2 + y_2)z_1 &= x_1y_2 + x_2y_1 \\ \Leftrightarrow (\sin \alpha + \sin \beta) \frac{\cos \frac{\beta + \alpha}{2}}{\cos \frac{\beta - \alpha}{2}} &= \sin(\alpha + \beta) \\ \Leftrightarrow 2 \sin \frac{\beta + \alpha}{2} \cos \frac{\beta + \alpha}{2} &= \sin(\alpha + \beta). \end{aligned}$$

Thus we conclude that $\angle y_1 z_1 y = \angle x_1 z_1 x$. This completes the proof. \square

Proposition 3.7. *Let x, y, w, v be as in Lemma 3.1, $z = S^1 \cap S^1(\frac{w}{2}, \frac{|w|}{2}) \cap \mathbb{H}^2$ and $n = L(x, y) \cap S^1(\frac{w}{2}, \frac{|w|}{2}) \cap \mathbb{H}^2$. Let $\{s, t\} = S^1(a, r_a) \cap S^1(\frac{w}{2}, \frac{|w|}{2})$, $u = L(a) \cap L(x, y)$, where a and r_a are as in (2.1). Then*

- (1) *the point z is the midpoint of the hyperbolic segment $J[x, y]$;*
- (2) *the point n is the midpoint of the Euclidean segment $[x, y]$;*
- (3) *the point v is on the circle $S^1(a, r_a)$;*
- (4) *the circle $S^1(a, r_a)$ is orthogonal to the circle $S^1(\frac{w}{2}, \frac{|w|}{2})$;*
- (5) *the point u is on the line $L(s, t)$.*

Proof. Let $x = \cos \alpha + i \sin \alpha$, $y = \cos \beta + i \sin \beta$. By symmetry we may assume that $0 < \alpha < \beta < \pi$.

(1) It is easy to see that z is the midpoint of $J[x, y]$ by Lemma 3.1(1).

(2) By similar triangles, we have

$$\frac{n_2}{n_1} = \frac{w_1 - y_1}{y_2}, \quad \frac{n_2}{y_2} = \frac{w_1 - n_1}{w_1 - y_1},$$

and hence

$$(3.8) \quad n_1 = \frac{w_1 y_2^2}{1 + w_1^2 - 2w_1 y_1}.$$

By (3.3) and (3.8), we have

$$\begin{aligned} n_1 &= \frac{x_1 + y_1}{2} \\ \Leftrightarrow (x_1 + y_1)(w_1^2 + 1) - 2(x_1 y_1 + 1)w_1 &= 0 \\ \Leftrightarrow \cos^2 \frac{\beta - \alpha}{2} + \cos^2 \frac{\beta + \alpha}{2} - (\cos \alpha \cos \beta + 1) &= 0 \\ \Leftrightarrow \frac{1}{2}(\cos(\beta - \alpha) + \cos(\beta + \alpha) + 2) - (\cos \alpha \cos \beta + 1) &= 0. \end{aligned}$$

Thus we obtain that n is the midpoint of $[x, y]$.

(3) By Lemma 3.1(2)(3), (3.4)–(3.6) and the orthogonality of $S^1(a, r_a)$ and S^1 , we have

$$\begin{aligned} |v - a|^2 &= r_a^2 \\ \Leftrightarrow v_2 - a_2 &= \tan \frac{\beta - \alpha}{2} \\ \Leftrightarrow \sin \frac{\alpha - \beta}{2} + \sin \frac{\alpha + \beta}{2} - \sin \alpha \cos \frac{\beta - \alpha}{2} &= \sin \frac{\beta - \alpha}{2} (\cos \alpha - 1) \\ \Leftrightarrow \cos \alpha \sin \frac{\beta - \alpha}{2} + \sin \alpha \cos \frac{\beta - \alpha}{2} &= \sin \frac{\alpha + \beta}{2}. \end{aligned}$$

Thus we obtain that v is on $S^1(a, r_a)$.

(4) Since $r_a^2 + (\frac{|w|}{2})^2 = |a - \frac{w}{2}|^2 \Leftrightarrow a \cdot w = 1$ and the latter is true by (3.3) and (3.6), we obtain that $S^1(a, r_a)$ is orthogonal to $S^1(\frac{w}{2}, \frac{|w|}{2})$.

(5) By the orthogonality of $S^1(a, r_a)$ and $S^1(\frac{w}{2}, \frac{|w|}{2})$, it is easy to see that $L(s, t)$ is orthogonal to $L(a, \frac{w}{2})$. First observe that $m \in \{s, t\}$ satisfies the following equations:

$$\begin{cases} |m - a|^2 = |a|^2 - 1 \\ |m - \frac{w}{2}|^2 = (\frac{|w|}{2})^2 \end{cases},$$

then we have

$$(3.9) \quad m \cdot (2a - w) = 1.$$

By (3.9), $L(u, m)$ is orthogonal to $L(a, \frac{w}{2})$

$$\begin{aligned} \Leftrightarrow (u - m) \cdot (2a - w) &= 0 \\ \Leftrightarrow u \cdot (2a - w) &= 1. \end{aligned}$$

By the assumption of u , (3.2) and (3.6), we have

$$(3.10) \quad u_1 = a_1 \quad \text{and} \quad u_2 = \frac{1 - a_1^2}{a_2}.$$

Therefore $u \cdot (2a - w) = 1$ by (3.3) and (3.10). This completes the proof. \square

Remark 3.11. The orthocenter p of the triangle Δvx_*y_* is on the circle $S^1(a, r_a)$, where a and r_a are as in (2.1).

3.12 Bisection of geodesic segment in \mathbb{H}^2

We now provide some constructions of the midpoint of the hyperbolic geodesic segment in \mathbb{H}^2 . Without loss of generality, we only need to deal with two cases: the points x, y are on a line, which is orthogonal to $\partial\mathbb{H}^2$ and the points x, y are on a circle, which is orthogonal to $\partial\mathbb{H}^2$.

Case 1. The hyperbolic segment $J[x, y]$ is located on the line $L(x, y)$ that is orthogonal to $\partial\mathbb{H}^2$

Without loss of generality, we may assume that $\text{Im } x < \text{Im } y$ and $\text{Re } x = \text{Re } y = 0$.

Step(1) Construct the line $L(x, y)$. Let $o = L(x, y) \cap \partial\mathbb{H}^2$.

Step(2) Construct the circle $S^1(\frac{x+y}{2}, \frac{|x-y|}{2})$.

Step(3) Construct the circle $S^1(\frac{x+y}{4}, \frac{|x+y|}{4})$. Let $a = S^1(\frac{x+y}{4}, \frac{|x+y|}{4}) \cap S^1(\frac{x+y}{2}, \frac{|x-y|}{2})$.

Step(4) Construct the circle $S^1(o, |a|)$.

By elementary geometry we see that $(\text{Im } z)^2 = (\text{Im } x)(\text{Im } y)$ and therefore by (2.7), we see that the midpoint z of $J[x, y]$ is the intersection of $S^1(o, |a|)$ and $L(x, y)$ in \mathbb{H}^2 , see Figure 4.

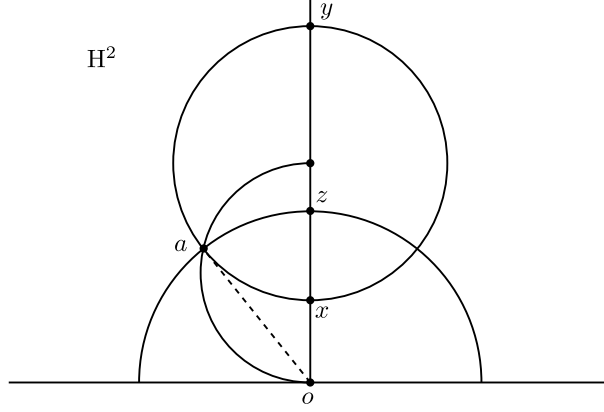


FIGURE 4.

Case 2. The hyperbolic segment $J[x, y]$ is located on the circle that is orthogonal to $\partial\mathbb{H}^2$.

Method I.

- Step (1)* Construct the circle $S^1(o, r)$, which is orthogonal to $\partial\mathbb{H}^2$ and contains the points x, y .
- Step (2)* Construct the line $L(x, y)$. Let $w = L(x, y) \cap \partial\mathbb{H}^2$.
- Step (3)* Construct the circle $S^1(\frac{w+o}{2}, \frac{|w-o|}{2})$.

Then the midpoint z of $J[x, y]$ is the intersection of $S^1(\frac{w+o}{2}, \frac{|w-o|}{2})$ and $S^1(o, r)$ in \mathbb{H}^2 by Lemma 3.1(1), see Figure 5.

Method II.

- Step (1)* Construct the circle $S^1(o, r)$, which is orthogonal to $\partial\mathbb{H}^2$ and contains the points x, y . Let $\{x_*, y_*\} = S^1(o, r) \cap \partial\mathbb{H}^2$, x_*, x, y, y_* occur in this order on $S^1(o, r)$.
- Step (2)* Construct the lines $L(x, x_*)$ and $L(y, y_*)$. Let $v = L(x, x_*) \cap L(y, y_*)$.
- Step (3)* Construct the line $L(v)$.

Then the midpoint z of $J[x, y]$ is the intersection of $L(v)$ and $S^1(o, r)$ in \mathbb{H}^2 by Lemma 3.1(2), see Figure 6.

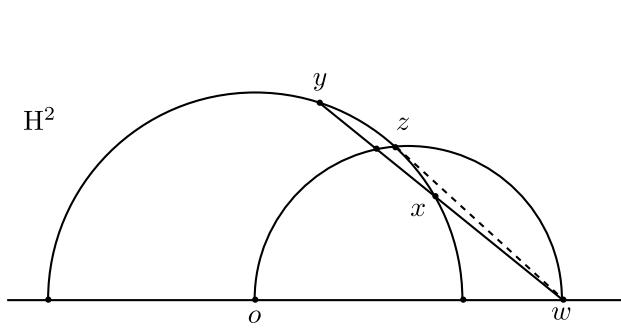


FIGURE 5.

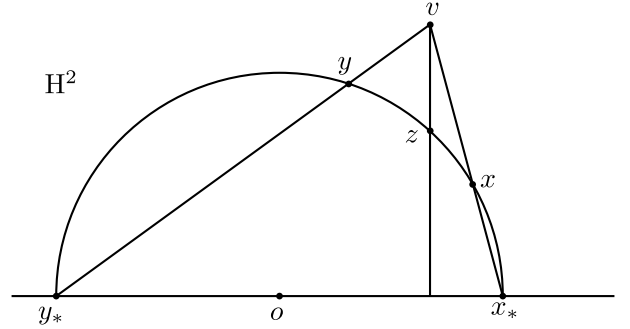


FIGURE 6.

Method III.

- Step (1)* Construct the circle $S^1(o, r)$, which is orthogonal to $\partial\mathbb{H}^2$ and contains the points x, y .
- Step (2)* Construct the circle $S^1(a, r_a)$, which is orthogonal to $S^1(o, r)$ and contains the points x, y .
- Step (3)* Construct the line $L(a)$.

Then the midpoint z of $J[x, y]$ is the intersection of $L(a)$ and $S^1(o, r)$ in \mathbb{H}^2 by Lemma 3.1(3), see Figure 7.

Method IV.

Step (1) Construct the circle $S^1(o, r)$, which is orthogonal to $\partial\mathbb{H}^2$ and contains the points x, y .

Step (2) Construct the lines $L(x, \bar{y})$ and $L(\bar{x}, y)$. Let $z_1 = L(x, \bar{y}) \cap L(\bar{x}, y) \cap \partial\mathbb{H}^2$.

Step (3) Construct the line $L(z_1)$.

Then the midpoint z of $J[x, y]$ is the intersection of $L(z_1)$ and $S^1(o, r)$ in \mathbb{H}^2 by Lemma 3.1(4), see Figure 8.

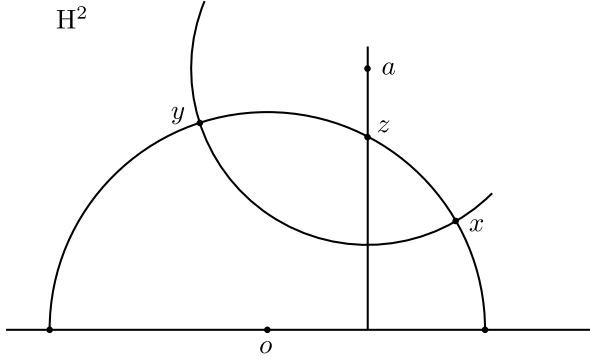


FIGURE 7.

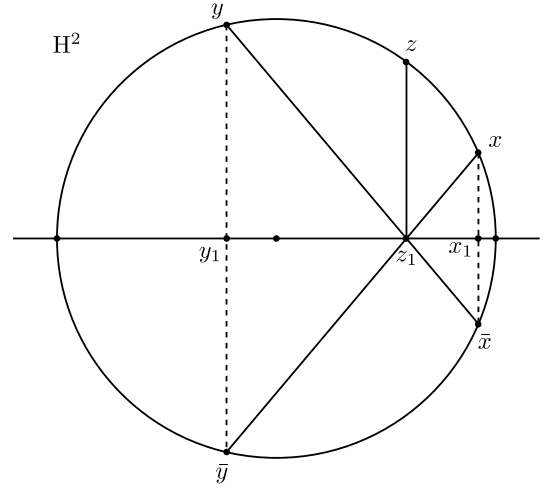


FIGURE 8.

4. THE UNIT DISK

We first show the relation between $\rho_{\mathbb{H}^2}$ and $\rho_{\mathbb{B}^2}$.

Projection property 4.1. For $x, y \in S^1 \cap \mathbb{H}^2$,

$$(4.2) \quad 2\rho_{\mathbb{H}^2}(x, y) = \rho_{\mathbb{B}^2}(Pr(x), Pr(y)),$$

where $Pr(x)$ and $Pr(y)$ are the points of the projection of x and y on $\partial\mathbb{H}^2$, respectively.

Proof. By symmetry we may assume that $\operatorname{Re} x < \operatorname{Re} y$. Then by similar triangles and (2.3), we have

$$|-1, x, y, 1|^2 = |-1, Pr(x), Pr(y), 1|,$$

thus we obtain (4.2) by (2.6). \square

Remark 4.3. By the above property, we obtain that the projection of the midpoint z of the hyperbolic segment $J[x, y]$ on the circle $S^1 \cap \mathbb{H}^2$ on $\partial\mathbb{H}^2$ is just the midpoint z_1 of the hyperbolic segment $J[x_1, y_1]$ in \mathbb{B}^2 , which is also the projection of $J[x, y]$ on $\partial\mathbb{H}^2$ (cf. Figure 8).

Corollary 4.4. Given $X_1 \in \mathbb{B}^2 \setminus \{0\}$, we can construct a sequence of points $\{X_k\}$ on the same radius with

$$(4.5) \quad \rho_{\mathbb{B}^2}(0, X_k) = kc,$$

where $c = \rho_{\mathbb{B}^2}(0, X_1)$.

Proof. Step(1) Construct the lines $L(0, X_1)$, $L_{0X_1}(0)$ and $L_{0X_1}(X_1)$. Let $\{M_0, N_0\} = L_{0X_1}(0) \cap S^1$, $\{M_1, N_1\} = L_{0X_1}(X_1) \cap S^1$.

Step(2) Construct the line $L(M_0, X_1)$. Let $N_2 = L(M_0, X_1) \cap S^1$.

Step(3) Construct the line $L_{0X_1}(N_2)$. Let $M_2 = L_{0X_1}(N_2) \cap S^1$, $X_2 = L_{0X_1}(N_2) \cap L(0, X_1)$.

Repeat Steps (2) and (3), then we get a sequence of points $\{X_k\}$, which satisfy (4.5). \square

Lemma 4.6. *Let $x, y \in \mathbb{B}^2 \setminus \{0\}$ such that $0, x, y$ are noncollinear and $|x| \neq |y|$. Let $\{x_*, y_*\} = S^1 \cap S^1(a, r_a)$, where a, r_a are as in (2.1), then x_*, x, y, y_* occur in this order on the orthogonal circle $S^1(a, r_a)$. Let $w = L(x, y) \cap L(x^*, y^*)$, $u = L(x, y^*) \cap L(y, x^*)$, $v = L(x, x_*) \cap L(y, y_*)$, $s = L(x, y_*) \cap L(y, x_*)$, $t = L(x_*, y^*) \cap L(y_*, x^*)$, $k = L(x_*, x^*) \cap L(y_*, y^*)$. Construct the circle $S^1(w, r_w)$, which is orthogonal to the circle $S^1(a, r_a)$, let $z = S^1(w, r_w) \cap S^1(a, r_a) \cap \mathbb{B}^2$. Then*

(1) the circle $S^1(w, r_w)$ is orthogonal to the circle S^1 and the point z is the midpoint of the hyperbolic segment $J[x, y]$, where

$$(4.7) \quad w = \frac{y(1 - |x|^2) - x(1 - |y|^2)}{|y|^2 - |x|^2} \quad \text{and} \quad r_w = \frac{|x - y|\sqrt{(1 - |x|^2)(1 - |y|^2)}}{||y|^2 - |x|^2|};$$

(2) the points v, s, t, k are on the same line $L(0, z)$ and u is the point of the intersection of the lines $L(0, z)$ and $L(x_, y_*)$, where*

$$(4.8) \quad u = \frac{y(1 - |x|^2) + x(1 - |y|^2)}{1 - |x|^2|y|^2}.$$

Proof. (1) By computation, it is easy to see that $w = w_1 + iw_2$ satisfies the following equations:

$$(4.9) \quad \begin{cases} w_2 - y_2 = \frac{y_2 - x_2}{y_1 - x_1}(w_1 - y_1) \\ w_2 - \frac{y_2}{|y|^2} = \frac{y_2|x|^2 - x_2|y|^2}{y_1|x|^2 - x_1|y|^2}(w_1 - \frac{y_1}{|y|^2}) \end{cases}.$$

Solving (4.9), we have

$$(4.10) \quad w_1 = \frac{y_1(1 - |x|^2) - x_1(1 - |y|^2)}{|y|^2 - |x|^2} \quad \text{and} \quad w_2 = \frac{y_2(1 - |x|^2) - x_2(1 - |y|^2)}{|y|^2 - |x|^2},$$

thus we obtain w by (4.10).

Since

$$\begin{aligned} r_w^2 + 1 &= |w|^2 \\ \Leftrightarrow |w - a|^2 - (|a|^2 - 1) + 1 &= |w|^2 \\ \Leftrightarrow w \cdot a &= 1, \end{aligned}$$

by (2.1) and (4.10), we have $w \cdot a = 1$. Thus we prove that $S^1(w, r_w)$ is orthogonal to S^1 and hence we get r_w . By [KV, Corollary 2.7] and (4.10), we see that z is the midpoint of $J[x, y]$.

(2) Without loss of generality, we may assume that $a_2 = 0$. Then we have

$$(4.11) \quad 1 - |x|^2 = 2 - \frac{x_1}{y_1 - x_1}(|y|^2 - |x|^2) \quad \text{and} \quad 1 - |y|^2 = 2 - \frac{y_1}{y_1 - x_1}(|y|^2 - |x|^2).$$

By (4.10) and (4.11), we also have

$$(4.12) \quad w_1 = \frac{2(y_1 - x_1)}{|y|^2 - |x|^2} \quad \text{and} \quad w_2 = \frac{2(y_2 - x_2)}{|y|^2 - |x|^2} - \frac{x_1 y_2 - x_2 y_1}{y_1 - x_1}.$$

By [V, 1.34], there exists a sense-preserving Möbius transformation T such that $T(\mathbb{B}^2) = \mathbb{B}^2$ and $T(z) = 0$. By the orthogonality of $S^1(a, r_a)$ and S^1 , we have $T(x) = -T(y)$ and consequently $T(S^1(a, r_a)) = L(T(x), T(y))$. Since $S^1(w, r_w)$ is orthogonal to both $S^1(a, r_a)$ and S^1 , we conclude that $T(S^1(w, r_w)) = L_{T(x)T(y)}(T(z))$. Therefore, it is easily seen that $T(z') = \infty$, where z' is another point of the intersection of $S^1(a, r_a)$ and $S^1(w, r_w)$. Then we have that the line containing $T(0), T(z), T(z')$ is orthogonal to $T(S^1) = S^1$. Because Möbius transformations preserve circles and angles, we obtain that $0, z, z'$ are collinear and hence $L(0, z)$ is orthogonal to $L(w, a)$. The same reason gives that w, x_*, y_* are collinear, so we may assume that $x_* = w_1 + im$ and $y_* = w_1 - im$, $m > 0$. We also have

$$(4.13) \quad m^2 = 1 - w_1^2 \quad \text{and} \quad a_1 = \frac{1}{w_1}.$$

First, we prove that v is on $L(0, z)$. We observe that $v = v_1 + iv_2$ satisfies the following equations:

$$(4.14) \quad \begin{cases} v_2 - m = \frac{x_2 - m}{x_1 - w_1}(v_1 - w_1) \\ v_2 + m = \frac{y_2 + m}{y_1 - w_1}(v_1 - w_1) \end{cases}.$$

Solving (4.14), we have

$$(4.15) \quad v_1 = w_1 + 2m \frac{(x_1 - w_1)(y_1 - w_1)}{(x_1 - w_1)(y_2 + m) - (x_2 - m)(y_1 - w_1)}$$

and

$$(4.16) \quad v_2 = m \frac{(x_1 - w_1)(y_2 + m) + (x_2 - m)(y_1 - w_1)}{(x_1 - w_1)(y_2 + m) - (x_2 - m)(y_1 - w_1)}.$$

By (4.13), we have $L(0, v)$ is orthogonal to $L(w, a)$

$$\begin{aligned} &\Leftrightarrow (w - a) \cdot v = 0 \\ &\Leftrightarrow m^2 v_1 - w_1 w_2 v_2 = 0 \\ &\Leftrightarrow 2m^2(x_1 - w_1)(y_1 - w_1) + w_1\{(x_1 + y_1 - 2w_1)m^2 + [(x_1 - w_1)(y_2 - w_2) \\ &\quad - (x_2 - w_2)(y_1 - w_1)]m - w_2[y_2(x_1 - w_1) + x_2(y_1 - w_1)]\} = 0. \end{aligned}$$

By similar triangles, we have $(x_1 - w_1)(y_2 - w_2) = (x_2 - w_2)(y_1 - w_1)$. The task is now to prove

$$(4.17) \quad (1 - w_1^2)[2x_1 y_1 - (x_1 + y_1)w_1] + w_1 w_2[(x_2 + y_2)w_1 - (x_1 y_2 + x_2 y_1)] = 0.$$

By (4.12) and simplification, we get

$$\begin{aligned} &\text{Eq.(4.17)} \\ (4.18) \quad &\Leftrightarrow [(|y|^2 - |x|^2)^2 - 4(y_1 - x_1)^2][x_1 y_1(|y|^2 - |x|^2) - (y_1^2 - x_1^2)] \\ &\quad + [(x_1 y_2 + x_2 y_1)(|y|^2 - |x|^2) - 2(y_1 - x_1)(y_2 + x_2)] \\ &\quad \times [(x_1 y_2 - x_2 y_1)(|y|^2 - |x|^2) - 2(y_1 - x_1)(y_2 - x_2)] = 0 \\ &\Leftrightarrow (|y|^2 - |x|^2)^2 D + 4(|y|^2 - |x|^2)(y_1 - x_1)E = 0, \end{aligned}$$

where

$$D = x_1 y_1(|y|^2 - |x|^2) + x_1^2 - y_1^2 + x_1^2 y_2^2 - x_2^2 y_1^2$$

and

$$E = (y_1 - x_1)(1 - x_1 y_1) - (x_1 y_2^2 - x_2^2 y_1).$$

Then $D = (x_1 + y_1)[x_1(1 + |y|^2) - y_1(1 + |x|^2)] = 0$ and $E = y_1(1 + |x|^2) - x_1(1 + |y|^2) = 0$ by the assumption of $a_2 = 0$. Hence, we obtain that v is on $L(0, z)$.

The proof for the result involving s is almost the same as that for v .

Next, we prove that t is on $L(0, z)$. We observe that $t = t_1 + it_2$ satisfies the following equations:

$$(4.19) \quad \begin{cases} t_2 + m = \frac{x_2 + m|x|^2}{x_1 - w_1|x|^2}(t_1 - w_1) \\ t_2 - m = \frac{y_2 - m|y|^2}{y_1 - w_1|y|^2}(t_1 - w_1) \end{cases}.$$

Solving (4.19), we have

$$(4.20) \quad t_1 = w_1 - 2m \frac{(x_1 - w_1|x|^2)(y_1 - w_1|y|^2)}{(x_1 - w_1|x|^2)(y_2 - m|y|^2) - (x_2 + m|x|^2)(y_1 - w_1|y|^2)}$$

and

$$(4.21) \quad t_2 = -m \frac{(x_1 - w_1|x|^2)(y_2 - m|y|^2) + (x_2 + m|x|^2)(y_1 - w_1|y|^2)}{(x_1 - w_1|x|^2)(y_2 - m|y|^2) - (x_2 + m|x|^2)(y_1 - w_1|y|^2)}.$$

By (4.10)–(4.12) and the assumption of $a_2 = 0$, we have

$$(4.22) \quad x_1 - w_1|x|^2 = \frac{(y_1 - x_1)(1 - |x|^2)}{|y|^2 - |x|^2} = w_1 - x_1$$

and

$$(4.23) \quad y_1 - w_1|y|^2 = \frac{(y_1 - x_1)(1 - |y|^2)}{|y|^2 - |x|^2} = w_1 - y_1.$$

By (4.10), we also have

$$(4.24) \quad x_2 - w_2|x|^2 = \frac{(x_2|y|^2 - y_2|x|^2)(1 - |x|^2)}{|y|^2 - |x|^2}$$

and

$$(4.25) \quad y_2 - w_2|y|^2 = \frac{(x_2|y|^2 - y_2|x|^2)(1 - |y|^2)}{|y|^2 - |x|^2}.$$

By (4.13) and (4.22)–(4.25), we have that $L(0, t)$ is orthogonal to $L(w, a)$

$$\begin{aligned} &\Leftrightarrow (w - a) \cdot t = 0 \\ &\Leftrightarrow m^2 t_1 - w_1 w_2 t_2 = 0 \\ &\Leftrightarrow m^2 [y_1(x_1 - w_1) + x_1(y_1 - w_1)] - m w_1 [(x_1 - w_1)(y_2 - w_2|y|^2) - \\ &\quad (y_1 - w_1)(x_2 - w_2|x|^2)] - w_1 w_2 [(x_1 - w_1)y_2 + x_2(y_1 - w_1)] = 0 \\ &\Leftrightarrow (4.17). \end{aligned}$$

Thus we obtain that t is on $L(0, z)$.

The proof for the result involving k is almost the same as that for t .

Finally, we prove the result for u . We observe that $u = u_1 + iu_2$ satisfies the following equations:

$$(4.26) \quad \begin{cases} u_2 - x_2 = \frac{y_2 - x_2|y|^2}{y_1 - x_1|y|^2}(u_1 - x_1) \\ u_2 - y_2 = \frac{x_2 - y_2|x|^2}{x_1 - y_1|x|^2}(u_1 - y_1) \end{cases}.$$

Solving (4.26), we have

$$(4.27) \quad u_1 = \frac{y_1(1 - |x|^2) + x_1(1 - |y|^2)}{1 - |x|^2|y|^2}$$

and

$$(4.28) \quad u_2 = \frac{y_2(1 - |x|^2) + x_2(1 - |y|^2)}{1 - |x|^2|y|^2}.$$

Hence we get (4.8) by (4.27) and (4.28).

By (4.12), (4.27) and (4.28), we have that $L(0, u)$ is orthogonal to $L(w, a)$

$$\begin{aligned} &\Leftrightarrow (w - a) \cdot u = 0 \\ &\Leftrightarrow m^2 u_1 - w_1 w_2 u_2 = 0 \\ &\Leftrightarrow (4.18). \end{aligned}$$

By (4.12), (4.27) and the assumption of $a_2 = 0$, we have $u_1 = w_1$. Thus u is the intersection of $L(x_*, y_*)$ and $L(0, z)$. This completes the proof. \square

Proposition 4.29. *Let $x, y \in \mathbb{B}^2 \setminus \{0\}$ such that $0, x, y$ are noncollinear and $|x| \neq |y|$. Let $x_*, y_*, u, S^1(a, r_a), S^1(w, r_w)$ be as in Lemma 4.6, σ be the circular arc x^*, x, y, y^* . Construct the circle $S^1(c, r_c)$, which is through the points $0, x, y$, and let $z = L(0, c) \cap S^1(a, r_a) \cap \mathbb{B}^2$, $z' = L(0, c) \cap S^1(a, r_a) \cap (\mathbb{R}^2 \setminus \mathbb{B}^2)$. Let $b = L(x_*, y) \cap L(x, y^*)$, $d = L(x^*, y) \cap L(x_*, y^*)$, $b' = L(x, y_*) \cap L(x^*, y)$, $d' = L(x, y^*) \cap L(x^*, y_*)$, see Figure 9. Then*

- (1) z is the midpoint of the hyperbolic segment $J[x, y]$, $S^1(c, r_c)$ is orthogonal to $S^1(a, r_a)$ and $|z, x, x^*, z'| = |z, y, y^*, z'|$, provided σ is a semicircle;
- (2) the points $0, b, d$ are collinear, so are the points $0, b', d'$.

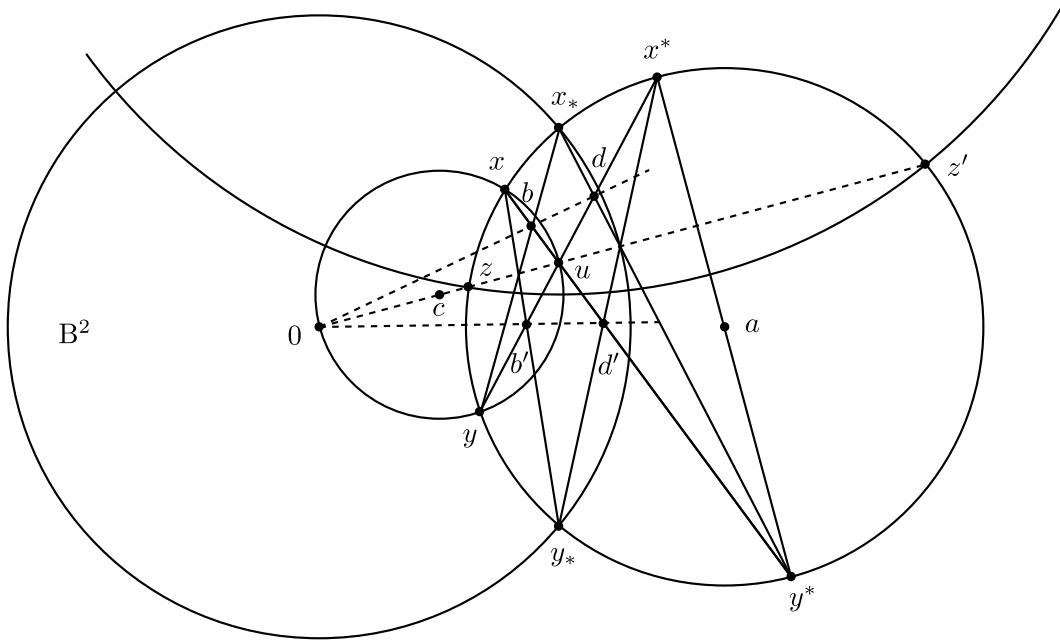


FIGURE 9.

Proof. (1) It is easy to see that u is the orthocenter of the triangle $\triangle 0x^*y^*$ by the assumption of σ and hence the segment $[0, u]$ is the diameter of $S^1(c, r_c)$. Therefore, z is the midpoint of the hyperbolic segment $J[x, y]$ by Lemma 4.6(2).

By geometric observation, we obtain that

$$\angle cx0 = \angle x0u = \angle xyx^* = \angle xy^*a = \angle axy^*,$$

therefore, $\angle cxa = \pi/2$ and $S^1(c, r_c)$ is orthogonal to $S^1(a, r_a)$.

By Ptolemy's Theorem,

$$\begin{aligned}
 & |z, x, x^*, z'| = |z, y, y^*, z'| \\
 \Leftrightarrow & \frac{|z - x^*||x - z'|}{|z - x||x^* - z'|} = \frac{|z - y^*||y - z'|}{|z - y||y^* - z'|} \\
 \Leftrightarrow & \frac{|x - x^*|}{|y - y^*|} = \frac{|z - x|}{|z' - y^*|} \cdot \frac{|z' - x^*|}{|z - y|}.
 \end{aligned}
 \tag{4.30}$$

By similar triangles, we have $\frac{|x-x^*|}{|y-y^*|} = \frac{|x^*-u|}{|y^*-u|}$, $\frac{|z-x|}{|z'-y^*|} = \frac{|z-u|}{|y^*-u|}$, $\frac{|z'-x^*|}{|z-y|} = \frac{|x^*-u|}{|z-u|}$ and thus (4.30) holds.

(2) By symmetry, we only need to prove that $0, b, d$ are collinear.

Without loss of generality, we may assume that $a_2 = 0$ and $x_* = w_1 + im$, where w_1 and m are as in (4.12) and (4.13), respectively. First, we observe that $b = b_1 + ib_2$ satisfies the following equations:

$$\begin{cases} b_2 - x_2 = \frac{y_2 - x_2|y|^2}{y_1 - x_1|y|^2}(b_1 - x_1) \\ b_2 - y_2 = \frac{y_2 - m}{y_1 - w_1}(b_1 - y_1) \end{cases}.
 \tag{4.31}$$

Solving (4.31), we have

$$\frac{b_2}{b_1} = \frac{(y_1m - y_2w_1)(y_2 - x_2|y|^2) + (x_1y_2 - x_2y_1)(y_2 - m)}{(y_1m - y_2w_1)(y_1 - x_1|y|^2) + (x_1y_2 - x_2y_1)(y_1 - w_1)}.
 \tag{4.32}$$

Similarly, the point $d = d_1 + id_2$ satisfies the following equality

$$\frac{d_2}{d_1} = \frac{(y_1m - y_2w_1)(x_2 - y_2|x|^2) - (x_1y_2 - x_2y_1)(y_2 - m|y|^2)}{(y_1m - y_2w_1)(x_1 - y_1|x|^2) - (x_1y_2 - x_2y_1)(y_1 - w_1|y|^2)}.
 \tag{4.33}$$

By (4.12), (4.23) and the assumption of $a_2 = 0$, we have that $0, b, d$ are collinear

$$\begin{aligned}
 & \Leftrightarrow \frac{b_2}{b_1} = \frac{d_2}{d_1} \\
 & \Leftrightarrow (y_1m - y_2w_1)(y_2 - x_2|y|^2) + (x_1y_2 - x_2y_1)(y_2 - m) \\
 & \quad = (y_1m - y_2w_1)(x_2 - y_2|x|^2) - (x_1y_2 - x_2y_1)(y_2 - m|y|^2) \\
 & \Leftrightarrow w_1(y_2 - x_2 + y_2|x|^2 - x_2|y|^2) - m[y_1(1 + |x|^2) - x_1(1 + |y|^2)] = 2(x_1y_2 - x_2y_1) \\
 & \Leftrightarrow (y_2 - x_2)[y_1(1 + |x|^2) - x_1(1 + |y|^2)] = 0,
 \end{aligned}$$

this completes the proof. \square

By the orthogonality of two circles, we easily obtain the following proposition.

Proposition 4.34. *Let $x, y \in \mathbb{B}^2 \setminus \{0\}$ such that $0, x, y$ are noncollinear. Let 0 be the inversion point of points x and y with respect to the circles $S^1(x^*, t_x)$ and $S^1(y^*, t_y)$, respectively, where $t_x = \sqrt{\frac{1}{|x|^2} - 1}$ and $t_y = \sqrt{\frac{1}{|y|^2} - 1}$. Then $S^1(x^*, t_x)$ is orthogonal to $S^1(y^*, t_y)$ if and only if $\cos \angle x0y = |x||y|$.*

Remark 4.35. *It is easy to see that x and y are inversion points with respect to the circle $S^1(w, r_w)$, so are the pairs of x_*, y_* and x^*, y^* . There are similar conclusions for other pairs of points with respect to the corresponding circles.*

4.36 Bisection of geodesic segment in \mathbb{B}^2

We now provide several constructions of the midpoint of the hyperbolic geodesic segment in \mathbb{B}^2 . For this purpose, we only need to deal with two cases: the points $0, x, y$ are collinear and x, y are on a circle, which is orthogonal to S^1 .

Case 1. The hyperbolic segment $J[x, y]$ is on the diameter of \mathbb{B}^2 .

Without loss of generality we may assume that $\text{Im}x = \text{Im}y = 0$.

Step(1) Construct the line $L(x, y)$.

Step(2) Construct the lines $L(x)$ and $L(y)$. Let $\{m, \bar{m}\} = L(x) \cap S^1$ and $\{n, \bar{n}\} = L(y) \cap S^1$.

Step(3) Construct the lines $L(m, \bar{n})$ and $L(\bar{m}, n)$.

Then the midpoint z of $J[x, y]$ is the intersection of $L(m, \bar{n})$ and $L(\bar{m}, n)$ by Lemma 3.1(4) and Projection property 4.1, see Figure 10.

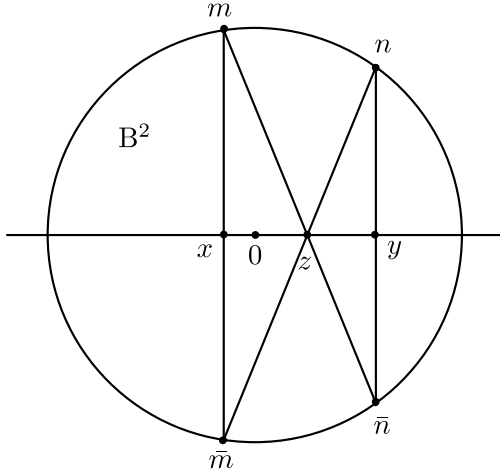


FIGURE 10.

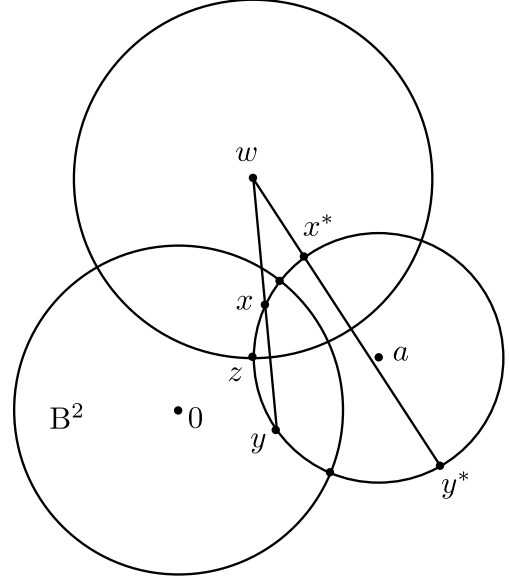


FIGURE 11.

Case 2. The hyperbolic segment $J[x, y]$ is not on the diameter of \mathbb{B}^2 . That means $J[x, y]$ is on a circle that is orthogonal to S^1 .

If $|x| = |y|$, then by (2.10) it is clear that the midpoint of $J[x, y]$ is the intersection of $L(0, a)$ and $S^1(a, r_a)$ in \mathbb{B}^2 which is orthogonal to S^1 . Therefore we assume that $|x| \neq |y|$ in the sequel.

Method I.

Step (1) Construct the circle $S^1(a, r_a)$ which contains the four points x, y, x^*, y^* .

Step (2) Construct the lines $L(x, y)$ and $L(x^*, y^*)$. Let $w = L(x, y) \cap L(x^*, y^*)$.

Step (3) Construct the circle $S^1(w, r_w)$ which is orthogonal to the circle $S^1(a, r_a)$.

Then the midpoint z of $J[x, y]$ is the intersection of $S^1(w, r_w)$ and $S^1(a, r_a)$ in \mathbb{B}^2 by Lemma 4.6(1), see Figure 11.

Remark 4.37 Method I is similar to the construction in [KV, 2.9].

Method II.-VI.

Step (1) Construct the circle $S^1(a, r_a)$ which contains the four points x, y, x^*, y^* . Let $\{x_*, y_*\} = S^1(a, r_a) \cap S^1$, x_*, x, y, y_* occur in this order on $S^1(a, r_a)$.

Step (2)

II. Construct the lines $L(x, y_*)$ and $L(y, x_*)$, let $u = L(x, y_*) \cap L(y, x_*)$.

III. Construct the lines $L(x, x_*)$ and $L(y, y_*)$, let $v = L(x, x_*) \cap L(y, y_*)$.

IV. Construct the lines $L(x, y_*)$ and $L(y, x_*)$, let $s = L(x, y_*) \cap L(y, x_*)$.

V. Construct the lines $L(x_*, y^*)$ and $L(y_*, x^*)$, let $t = L(x_*, y^*) \cap L(y_*, x^*)$.

VI. Construct the lines $L(x_*, x^*)$ and $L(y_*, y^*)$, let $k = L(x_*, x^*) \cap L(y_*, y^*)$.
Step (3) Construct the line $L(0, g)$ for each $g \in \{u, v, s, t, k\}$.
 Then the midpoint z of $J[x, y]$ is the intersection of $L(0, g)$ and $S^1(a, r_a)$ in \mathbb{B}^2 by Lemma 4.6(2), see Figures 12–16.

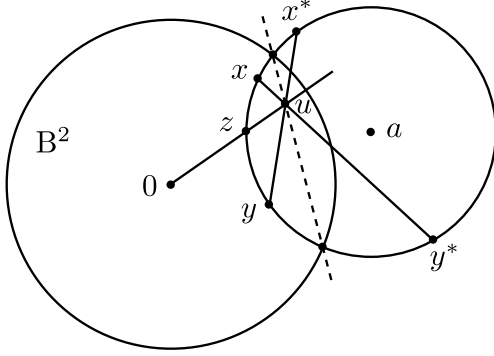


FIGURE 12.

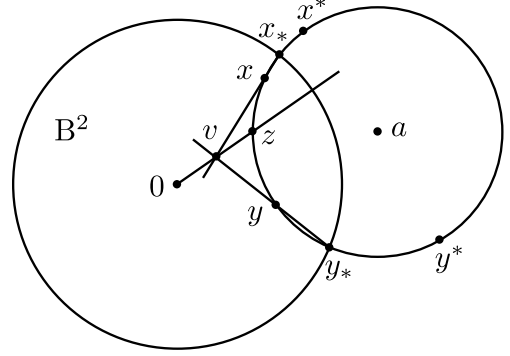


FIGURE 13.

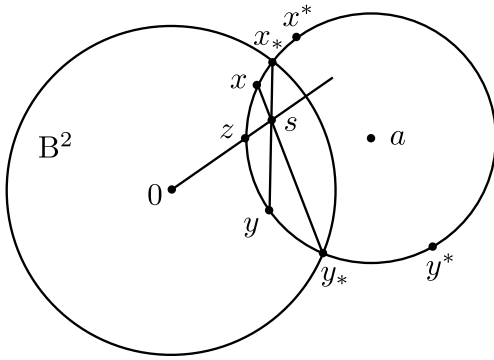


FIGURE 14.

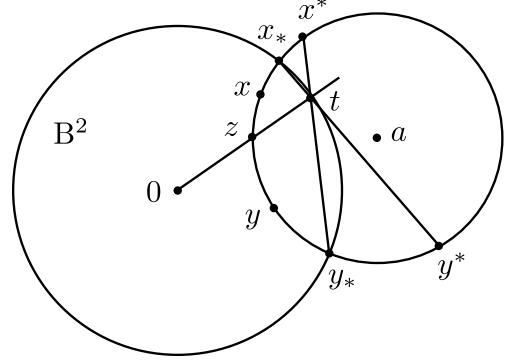


FIGURE 15.

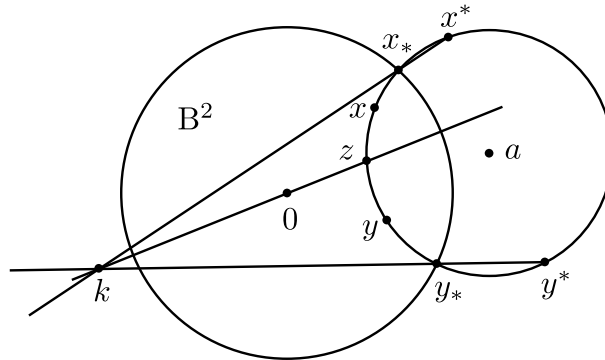


FIGURE 16.

Acknowledgments. The research of Matti Vuorinen was supported by the Academy of Finland, Project 2600066611. The research of Gendi Wang was supported by CIMO of Finland, Grant TM-10-7364. The authors thank the referee for a valuable set of corrections.

REFERENCES

- [AS] M. ABRAMOWITZ AND I. A. STEGUN, *Handbook of Mathematical Functions with Formulas, Graphs, and Mathematical Tables*, Dover Publications, Inc., New York, 1966.
- [B] A. F. BEARDON, *The Geometry of Discrete Groups*, Graduate Texts in Math., vol. **91**, Springer-Verlag, New York, 1983.
- [CG] H. S. M. COXETER AND S. L. GREITZER, *Geometry Revisited*, The Mathematics Association of America, Washington, D. C., 1967.
- [D] M. DEHN, *Papers on Group Theory and Topology*, Translated from the German and with introductions and an appendix by John Stillwell, with an appendix by Otto Schreier, Springer-Verlag, New York, 1987.
- [Go] C. GOODMAN-STRAUSS, *Compass and straightedge in the Poincaré disk*, Amer. Math. Monthly **108** (2001), no. 1, 38–49.
- [Gr] M. J. GREENBERG, *Euclidean and Non-Euclidean Geometries: Development and History*, W. H. Freeman and Co., San Francisco, Calif., 1973.
- [HIMPS] P. HÄSTÖ, Z. IBRAGIMOV, D. MINDA, S. PONNUSAMY, AND S. K. SAHOO, *Isometries of some hyperbolic-type path metrics, and the hyperbolic medial axis*, In the Tradition of Ahlfors-Bers. IV, Contemp. Math. **432** (2007), 63–74.
- [KV] R. KLÉN AND M. VUORINEN, *Apollonian circles and hyperbolic geometry*, J. Analysis **19** (2011), 41–60. arXiv:1010.2630v4 [math. MG].
- [K] J. G. KRZYŻ, *Problems in Complex Variable Theory*, Translation of the 1962 Polish original, Modern Analytic and Computational Methods in Science and Mathematics, No. **36**, American Elsevier Publishing Co., Inc., New York; PWN-Polish Scientific Publishers, Warsaw, 1971.
- [L] N. I. LOBACHEVSKY, *Pangeometry*, Edited and translated by A. Papadopoulos, European Mathematical Society, Zürich, 2010.
- [M] J. MILNOR, *Hyperbolic geometry: The first 150 years*, Bull. Amer. Math. Soc. (N. S.) **6** (1982), 9–24.
- [T] W. P. THURSTON, *Three-dimensional Geometry and Topology* vol. 1, Edited by Silvio Levy, Princeton Mathematical Series **35**, Princeton University Press, Princeton, NJ, 1997
- [V] M. VUORINEN, *Conformal Geometry and Quasiregular Mappings*, Lecture Notes in Mathematics **1319**, Springer-Verlag, Berlin, 1988.

DEPARTMENT OF MATHEMATICS AND STATISTICS, UNIVERSITY OF TURKU, TURKU 20014, FINLAND
E-mail address: vuorinen@utu.fi

DEPARTMENT OF MATHEMATICS AND STATISTICS, UNIVERSITY OF TURKU, TURKU 20014, FINLAND
E-mail address: genwan@utu.fi