

On the prior dependence of constraints on the tensor-to-scalar ratio

Marina Cortês,^{a,b} Andrew R. Liddle,^c and David Parkinson^d

^aBerkeley Lab, Berkeley, CA 94720, USA

^bAfrican Institute for Mathematical Sciences, Muizenberg 7945, Cape Town, South Africa

^cAstronomy Centre, University of Sussex, Falmer, Brighton BN1 9QH, UK

^dSchool of Mathematics and Physics, University of Queensland, Brisbane, QLD 4072, Australia

E-mail: mcortes@lbl.gov, a.liddle@sussex.ac.uk, d.parkinson@uq.edu.au

Abstract. We investigate the prior dependence of constraints on cosmic tensor perturbations. Commonly imposed is the strong prior of the single-field inflationary consistency equation, relating the tensor spectral index n_T to the tensor-to-scalar ratio r . Dropping it leads to significantly different constraints on n_T , with both positive and negative values allowed with comparable likelihood, and substantially increases the upper limit on r on scales $k = 0.01 \text{ Mpc}^{-1}$ to 0.05 Mpc^{-1} , by a factor of ten or more. Even if the consistency equation is adopted, a uniform prior on r on one scale does not correspond to a uniform one on another; constraints therefore depend on the pivot scale chosen. We assess the size of this effect and determine the optimal scale for constraining the tensor amplitude, both with and without the consistency relation.

Keywords: inflation, primordial gravitational waves (theory), cosmological parameters from CMBR

Contents

1	Introduction	1
2	Methodology	2
3	Constraints on the tensor amplitude	4
3.1	No consistency relation	4
3.2	With consistency relations	7
4	Transformation of observables with cosmological scale	9
4.1	Scale transformations and the choice of priors	9
4.2	Variation of constraints with pivot — implications for inflationary models	10
5	Conclusions	11

1 Introduction

The inflationary proposal [1] is a compelling scenario for the origin of primordial density fluctuations. Its prescription for the spectrum of density perturbations has passed the scrutiny of high precision measurements of the Cosmic Microwave Background (CMB), being in agreement with small deviations from a purely scale-invariant spectrum [2]. In all models of inflation, a small but potentially non-negligible stochastic background of primordial gravitational waves is also generated alongside the density fluctuations. This prediction remains to be confirmed, with only an upper bound on the density of gravitational waves so far.

Although there are currently no useful theoretical lower bounds on the tensor amplitude from inflation models (since we have classes of models that predict undetectable levels of tensors [3]), determining the amplitude of gravitational waves or, failing that, imposing a stringent upper bound is still formally a requirement for completion of the underlying physical picture behind the inflation mechanism. The amplitude of gravitational waves determines the energy scale at which inflation took place, shedding light on the particle physics sector in those regimes, and reveals the total excursion of the scalar field during inflation. This provides information on symmetries that may have been broken at the time, thereby probing energy scales many orders of magnitude larger than those at the Large Hadron Collider.

One of the predictions of the simplest models of inflation is that the spectrum of tensor perturbations depends on that of scalars. The spectra have a common origin in the same function, the potential of the single scalar field, and are therefore related. This prediction characterizes the simplest models of inflation (single field and slowly rolling), and yields a set of consistency relations all valid to a given order in the slow-roll regime [4]. These models give a good description of current data [2].

Nevertheless, other assumptions on the nature of tensor perturbations are possible. More general classes of inflation models include those with multiple scalar fields [5], where the consistency equation becomes an inequality [6], and those with deviations from the slow-roll mechanism. In addition there are models in which density fluctuations are seeded through a physical mechanism making use of the known duality between expanding and contracting cosmologies. In collapse-type models the rapidly expanding horizon in an inflationary era

is associated to contraction in a matter-dominated era [7]. In ekpyrotic models the slow contraction takes place during domination by a stiff fluid with equation of state $w > 1$ [8]. Alternatively, tensor perturbations might be seeded by cosmic defects [9], or one might simply ask what can be learnt from observations without imposing specific theoretical preconceptions. There are therefore a variety of possible assumptions as to how the tensor perturbations might behave, and some examples have been investigated in the literature.

Finelli, Rianna, and Mandolesi [10] tested the validity of the consistency equation by sampling freely from the plane $16\epsilon-r$. They probed tensors at a scale close to the scalar pivot, $k = 0.01 \text{ Mpc}^{-1}$, and not at $k = 0.002 \text{ Mpc}^{-1}$. Camerini et al [11] dropped the assumption of single field inflation and searched at $k = 0.002 \text{ Mpc}^{-1}$ for compatibility with blue tilted tensors in current data. The applied prior on n_T was $-1 < n_T < 20$. This apparently strongly conservative prior still misses a large fraction of allowed red tilted models at $n_T < -1$. Also they probed solely at $k = 0.002 \text{ Mpc}^{-1}$ and thus didn't detect the weakening of constraints as we move towards smaller scales. Valkenburg, Krauss, and Hamann [12] considered a prior density on r which differs from the common choice of a flat prior. They select for a theoretically motivated uniform prior on the energy scale of inflation. They also probe at a single scale, $k = 0.002 \text{ Mpc}^{-1}$. Even assuming the consistency equation they detect that constraints on r reflect this change on the tensor prior. Zhao, Baskaran and Zang, [13] searched for the best multipole to probe tensors at. Here they dropped the consistency equation assumption and probed tensors at more than one scale. They then draw forecasts under this setup, for a variety of ground- and space-based upcoming B-mode experiments. The chosen fiducial model had small tensor amplitude and as result they don't detect the large variation allowed at the short wavelengths. In Ref. [14] Gjerløw and Elgarøy relax the consistency equation relation but retain the assumption of a nearly scale invariant tensor spectrum $n_T \sim n_S - 1$. Finally Powell [15] investigates the sensitivity of upcoming B-mode experiments for detecting the tensor tilt, both for blue and red n_T .

In our work we allow for full variability in these sets of assumptions, and make a systematic exploration of how constraints on tensor fluctuations respond to changes of prior. We relax the imposition of the simplest inflation models, vary the cosmological scale probed, and study different prior densities on both r and n_T . This permits us to unveil the underlying variation of constraints on tensor parameters, that result from shifts in one's set of priors, and we observe a larger range of behaviour of the tensor spectra than any of the studies in the literature so far.

2 Methodology

We assume throughout a flat Λ CDM model and parameterize our set of primordial spectra as

$$A_S^2(k) = A_S^2(k_0) k^{n_S(k_0) - 1 + \alpha(k_0) \ln k/k_0}, \quad (2.1)$$

$$A_T^2(k) = A_T^2(k_0) k^{n_T}, \quad (2.2)$$

where $\alpha \equiv dn_S/d \ln k$, and k_0 is the pivot scale where observables are specified. We define the ratio of tensor to scalar amplitude of perturbations as

$$r(k) \equiv 16 \frac{A_T^2(k)}{A_S^2(k)}. \quad (2.3)$$

The usual assumption when fitting primordial fluctuations for parameter estimation is the imposition of the first consistency relation between the scalar and tensor power spectra,

$$r = -8n_T. \quad (2.4)$$

For inflationary models the first and second derivatives of the scalar field potential are usually expressed in terms of the slow-roll parameters [16],

$$\epsilon = \frac{m_{\text{Pl}}^2}{16\pi} \left(\frac{V'}{V} \right)^2 \quad ; \quad \eta = \frac{m_{\text{Pl}}^2}{8\pi} \frac{V''}{V}, \quad (2.5)$$

where prime indicates $d/d\phi$. In the context of the slow-roll expansion and a single field, we can write the observables in terms of the derivatives of the potential [16]

$$n_S - 1 = -6\epsilon + 2\eta; \quad (2.6)$$

$$n_T = -2\epsilon; \quad (2.7)$$

$$r = 16\epsilon, \quad (2.8)$$

from which the first consistency relation immediately follows. A consequence of the consistency equation Eq. (2.4) is to enforce the amplitude of tensors to be a decreasing function of wavenumber, since r is by construction always positive.

In multi-field models, tensor perturbations are still given by the usual formula but extra scalar perturbations can be generated by conversion of isocurvature perturbations in the additional degrees of freedom. The consistency equation then weakens to an inequality, $r < -8n_T$ with n_T still constrained to be negative [6]. Other models may give yet further variation, e.g. collapsing Universe inflation models such as the pre-big-bang models [7] give a positive tensor spectral index.

In this paper we carry out an extensive exploration of the prior dependence of constraints on the tensor-to-scalar ratio. The prior dependence takes two forms: (a) restrictions on the parts of the r - n_T plane that are considered, e.g. by enforcing the above consistency equation or inequality, and (b) the prior probability distribution adopted on the permitted parameter region. For the latter, commonly a uniform prior is chosen at whichever ‘pivot’ scale has been selected to specify the parameters, but this picks out a special scale for which this is being assumed true. A related question is to ask on what scale the tensor-to-scalar ratio is actually best constrained by a given dataset, given prior assumptions.

In order to explore these dependencies, we will consider three different cases:

1. No consistency relation, i.e. r and n_T able to vary independently including positive n_T .
2. Single-field consistency equation imposed, i.e. $r = -8n_T$.
3. Multi-field consistency inequality imposed, i.e. $r \leq -8n_T$.

In each case we need to consider the effect of imposing priors at different scales; we choose 0.002 Mpc^{-1} as used in WMAP papers [2, 17] and $k = 0.02 \text{ Mpc}^{-1}$ which is about the scale at which scalar perturbations are optimally constrained [18].

Table 1. Uniform priors assumed in this article.

		lower	upper
Physical baryon density	$\Omega_b h^2$	0.005	0.1
Physical dark matter density	$\Omega_{\text{cdm}} h^2$	0.01	0.99
Sound horizon	θ	0.5	10
Optical depth	τ	0.01	0.8
Scalar amplitude	$\log(10^{10} A_S^2)$	2.7	4
Scalar index	n_S	0.5	1.5
Scalar running	$dn_S/d\ln k$	-0.2	0.2
SZ-amplitude	A_{SZ}	0	2
Tensor-to-scalar ratio	r	0	1^a
		0	16^b
Tensor spectral index	n_T	-4	4^a
		-4	8^b

^a at scale $k = 0.002 \text{ Mpc}^{-1}$

^b at scale $k = 0.02 \text{ Mpc}^{-1}$

3 Constraints on the tensor amplitude

To probe parameter space we use the Markov Chain Monte Carlo method as implemented in the CosmoMC package [19], and assume our cosmology can be described by the set of parameters in Table 1 where we specify the uniform priors imposed. All our MCMC runs use the combination of datasets from WMAP-7 year [2], matter power spectrum measurements from SDSS-DR7 [20], and H_0 from the Hubble Science Telescope (HST) [21]. Though the non-CMB experiments (SDSS and HST) cannot detect the tensor perturbations directly, these extra data are necessary to break some of the parameter degeneracies between r and other cosmological parameters.

3.1 No consistency relation

We begin by discussing the most general case where r and n_T vary freely, limited only by priors that we have chosen to be so wide that the posterior distributions are limited by the data, weak though they are in constraining the tensors, particularly their scale dependence. As well as displaying these ‘model independent’ constraints, we use this case to explore the effect of pivot scale transformations.

Figure 1 (left panel) shows combined constraints on n_T and r , with uniform priors imposed at $k = 0.002 \text{ Mpc}^{-1}$; similar results were obtained by Camerini *et al* [11]. The consistency equation would have restricted models to the line, and obviously dropping this assumption greatly increases the parameter space that is available. As a byproduct, this figure shows how far we are from a meaningful test of the consistency relation, which would require observational constraints tightly associated to a point on the consistency equation line or excluding it entirely.

We find that the data do constrain n_T , albeit very weakly, both from above and from below. The constraints weaken as r becomes small, because A_T^2 is very small there and n_T is irrelevant if the amplitude is too small to detect on all scales probed. Large very positive

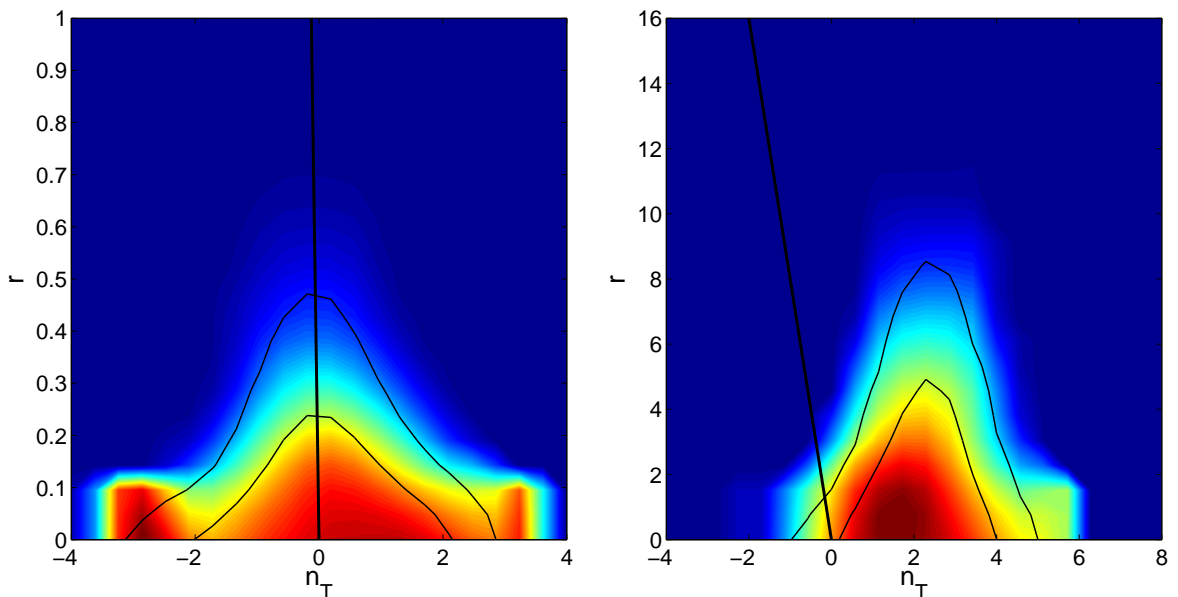


Figure 1. The n_T - r two-dimensional distributions obtained at different scales, without imposition of the consistency equation, and uniform priors over the regions plotted. **Left panel:** constraints obtained at $k = 0.002 \text{ Mpc}^{-1}$; **right panel:** constraints at scale $k = 0.02 \text{ Mpc}^{-1}$. The colour scale represents the mean likelihood of samples, going to higher likelihood towards redder regions, and the contours denote the marginalized distributions at 68% and 95% confidence limits. The straight line shows the consistency equation.

n_T would eventually contribute to the temperature modes at large ℓ and conversely large negative n_T would disrupt the Sachs–Wolfe effect beyond cosmic variance.

Note that the data allow the spectral tilt of tensor perturbations to be positive, contrary to standard inflationary predictions. Indeed the one-dimensional marginalized confidence limits on n_T are approximately symmetric about zero:

$$n_T(k = 0.002 \text{ Mpc}^{-1}) = 0.0^{+1.1+2.0}_{-0.9-2.0}, \quad (3.1)$$

where uncertainties quoted are 68% and 95%.

We now wish to investigate the constraints if the tensors are specified at a shorter scale, $k = 0.02 \text{ Mpc}^{-1}$. The right panel of Figure 1 shows the n_T - r plane when we change the pivot scale to $k = 0.02 \text{ Mpc}^{-1}$ and otherwise maintain the same setup, i.e. the same datasets and priors on remaining cosmology. The principal difference is that the priors on parameters are now assumed uniform at this scale; we also widened the ranges of r and n_T in order to be able to reach regions constrained by the data. Motivated by the fact that $\epsilon = 1$ signals the end of slow-roll inflation, and that $r = 16\epsilon$ from the consistency equation, we allow for $0 < r < 16$ and choose the prior on n_T such that 95% limits are well within the prior range $-4 < n_T < 8$.

One might have expected that at least the constraints on n_T would have been unchanged, since it is unaffected by a transformation of pivot scale. However we see that this is not the case; the distribution is shifted significantly to the right. The reason is that a uniform prior on one scale does not transform to a uniform prior on another, and because the tensors are so weakly constrained (at least in absence of consistency relations) the effect of this is quite

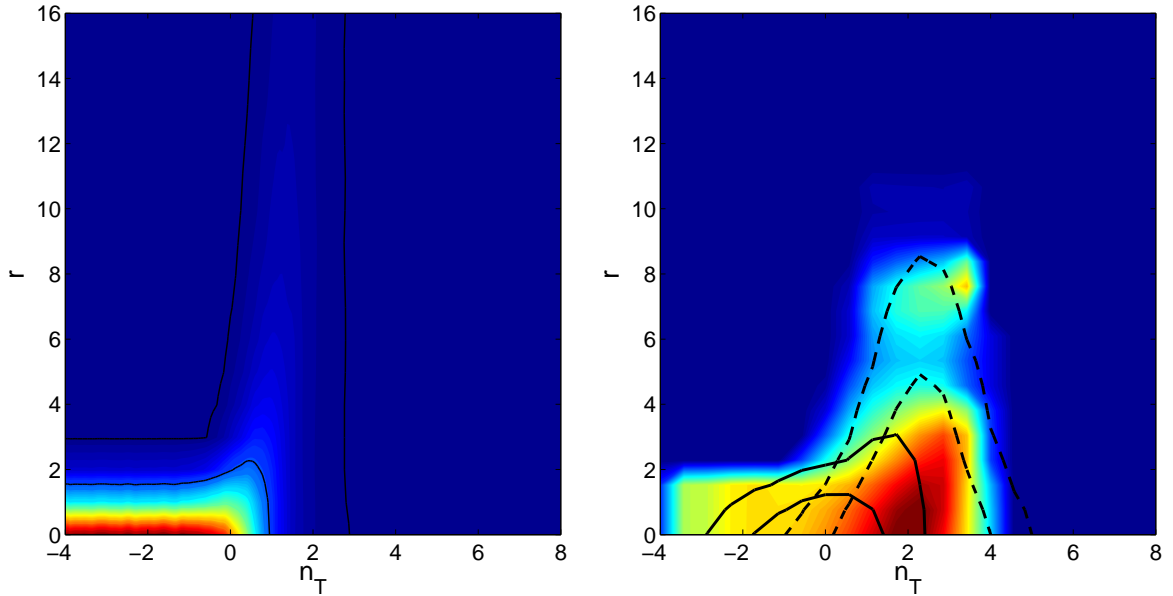


Figure 2. **Left panel:** The induced prior at $k = 0.02 \text{ Mpc}^{-1}$ from a uniform prior at $k = 0.002 \text{ Mpc}^{-1}$. **Right Panel:** superposition of two-dimensional distributions of n_T - r at $k = 0.02 \text{ Mpc}^{-1}$. The dashed lines represent the marginalized distributions of n_T - r obtained by running a chain with uniform prior $k = 0.02 \text{ Mpc}^{-1}$. The solid lines and colour code represent the distributions of n_T - r obtained in a chain run with uniform prior at $k = 0.002 \text{ Mpc}^{-1}$ and shifted to $k = 0.02 \text{ Mpc}^{-1}$.

dramatic. Figure 2 (left panel) shows the *prior* induced on parameters at 0.02 Mpc^{-1} by a uniform prior at $k = 0.002 \text{ Mpc}^{-1}$. We stress there is no data at all in this figure; we just draw uniform points on one scale and analytically transform r to the second scale (n_T does not change). As we see, the resulting prior is extremely non-uniform. Note that it is the region where the prior is compressed that leads to a high prior (since the fraction of the prior in each interval of n_T is constant).

The consequence is shown in the right panel of Figure 2, which overlays the chain run at $k = 0.02 \text{ Mpc}^{-1}$ with the chain run at the pivot scale $k = 0.002 \text{ Mpc}^{-1}$ and transposed to the smaller scale $k = 0.02 \text{ Mpc}^{-1}$. The dashed lines are the posterior assuming a uniform prior, matching Fig. 1 (right panel), and hence also indicate the likelihood. The posterior of the transformed chain is obtained by multiplying this likelihood with the transformed prior of Fig. 2 (left panel), which shifts the preferred region downwards and leftwards yielding the solid lines. The choice of scale to impose the uniform prior clearly substantially modifies the constraints on each parameter.

Note that on this shorter scale the constraint on r is considerably weakened with the 2σ constraints increased by a factor of more than ten (see below in Eq. (3.2)). The primordial amplitude of tensor fluctuations is allowed to be as large as six times that of scalar fluctuations, and steeply-rising tensor spectra of tilt $n_T = 5$ are allowed at the 95% level. We show the TT and BB CMB spectra for such a model in Fig. 3. Even at $n_T = 0$, corresponding to scale-invariant tensors, there is a significant change in the upper limit on r due to this change in prior, investigated in more detail later in this section.

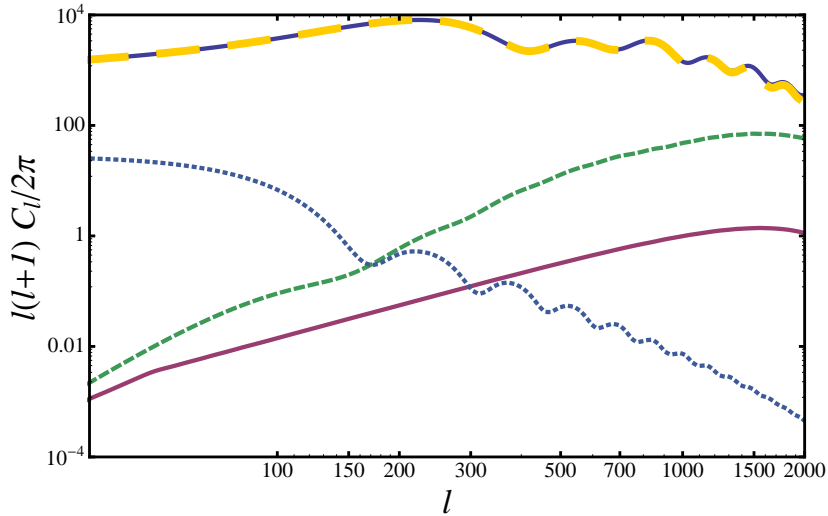


Figure 3. Angular power spectra for a model selected from the 2-dimensional $n_T - r$ distribution of Fig. 1 (right panel), allowed at 95% confidence level, and comparison with the single-field inflationary prediction. Parameter values are $n_T = 5$, $n_S = 0.956$, $r = 0.05$ and $dn_S/d\ln k = -0.009$, all specified at scale $k = 0.02 \text{ Mpc}^{-1}$. Solid blue and pink lines show TT and BB total power modes. Yellow long-dashed shows the scalar contribution to TT power, and green short-dashed the tensor contribution to TT. Blue dotted line shows the corresponding BB total power for the corresponding single-field model that would have been obtained by imposition of the consistency equation.

The 1D (95%) marginalized limits on n_T and r at the two scales are:

$$\begin{aligned} -2.0 < n_T < 2.0, \quad r < 0.35 \quad \text{at} \quad k = 0.002 \text{ Mpc}^{-1}, \\ 0.76 < n_T < 3.6, \quad r < 6.6 \quad \text{at} \quad k = 0.02 \text{ Mpc}^{-1} \end{aligned} \quad (3.2)$$

which reveals a significant shift towards more positive values in the preferred n_T at smaller scales, with the best fit changing by about 1σ . At this scale the interesting region for inflation, $-1 \lesssim n_T < 0$, lies around the 1σ lower limit. Naive examination of these contours would lead to the conclusion that data are favouring a larger value of n_T at the smaller scale, and give evidence of non-zero running of the tensor spectral index, given the stark difference in confidence regions. However, none of the models fitting the data in the left panel of Fig. 1 fail the prior imposed in the right panel, i.e. no model with r , n_T at $k = 0.002 \text{ Mpc}^{-1}$ (left panel) is outside the confidence limits at $k = 0.02 \text{ Mpc}^{-1}$ (right panel in the same figure). This means that the same models are represented in the two distributions. It is rather the effect of change in prior, i.e. the change in sampling at the new scale, which is causing the change in the posterior. This is true for any parameter that transforms under cosmological scale, but is more relevant if in addition the parameter is poorly constrained as in the case of tensor spectra.

3.2 With consistency relations

We now turn to examining constraints on r under different assumptions for the inflation model. We assess the effect of imposing the single-field equality, $r = -8n_T$, and that of restricting to the multi-field region, $r \lesssim -8n_T$, obtained by clipping out from the full case

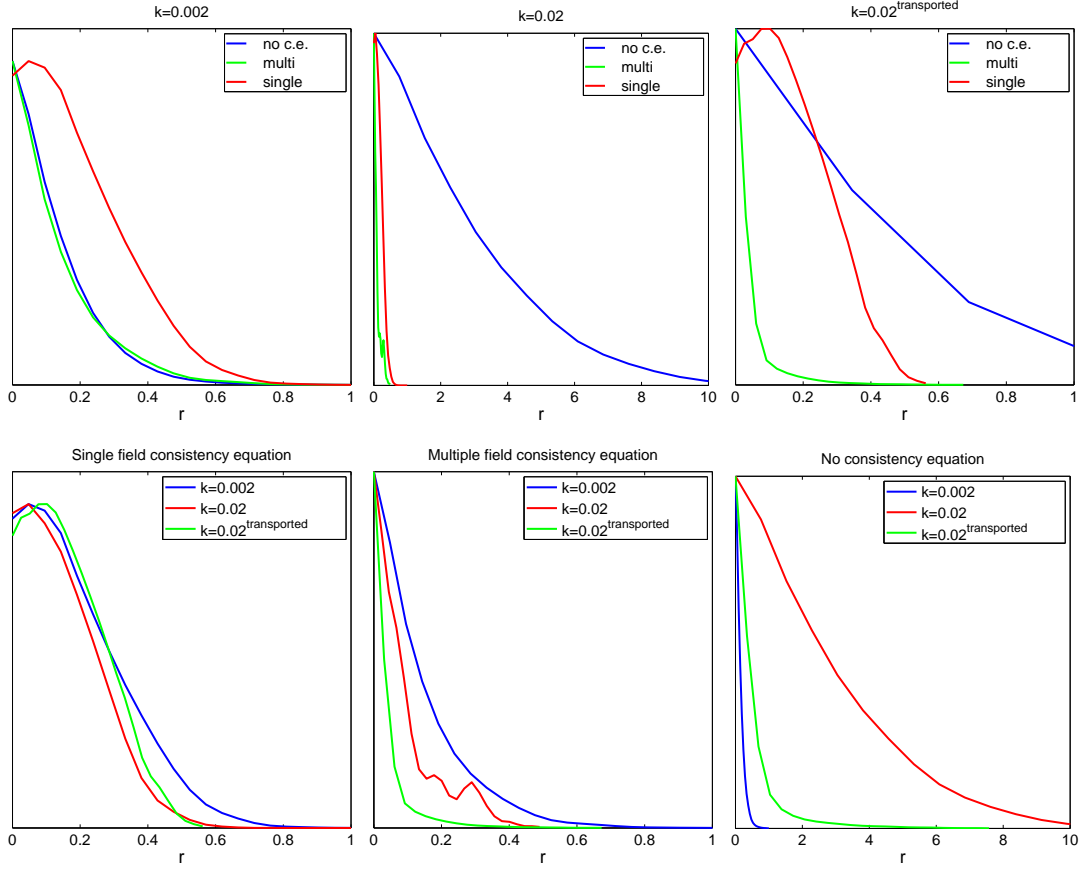


Figure 4. One-dimensional constraints on r . In the upper panels they are grouped by scale and in the lower by class of models.

the models that don't obey the inequality. We then obtain constraints for these models at different scales, and their response to variations in the prior imposed at each scale. Figure 4 shows the one-dimensional marginalized constraints on r grouped in two different ways.

In the upper row of Fig. 4 the grouping is by scale: the first two panels show constraints obtained by sampling from the likelihood under a uniform prior at $k = 0.002 \text{ Mpc}^{-1}$ and $k = 0.02 \text{ Mpc}^{-1}$, and the last column shows the chain transported from $k = 0.002 \text{ Mpc}^{-1}$ to $k = 0.02 \text{ Mpc}^{-1}$, which results in a non-uniform prior at the new scale. We see that at the scale $k = 0.002 \text{ Mpc}^{-1}$ used by WMAP, the constraint is only modestly dependent on the prior. By contrast, at $k = 0.02 \text{ Mpc}^{-1}$ the constraint on r changes greatly under the different prior assumptions, the centre panel showing the effect of the choice of model type, and the right panel then showing further modification when the alternative prior, induced from a uniform prior at $k = 0.002 \text{ Mpc}^{-1}$, is used instead.

The lower row shows the same results grouped by model type. In the single-field case (left panel) the constraint on r does not much change when we alter the pivot scale or vary our prior. This is a consequence of n_T being less than zero by assumption, preventing the tensors from growing towards shorter scales, in combination with the observed near scale-invariance of the scalar spectrum across the scales we are considering. As we have already seen, the data alone do not significantly constrain the tensor amplitude at 0.02 Mpc^{-1} ,

without this additional model assumption. Interestingly, sampling under the consistency equation assumption at $k = 0.002 \text{ Mpc}^{-1}$ actually gives weaker bounds on r than the case of freely-varying r and n_T , as it happens that the models not satisfying the consistency equation typically cannot fit the data with r values as high as in the single-field case.

The multi-field constraints on r are given by the middle panel in the bottom row and are tighter than in single-field. That is because here we are sampling from the region *below* the consistency equation line, which corresponds to smaller r , as in Figs. 1. Also, we see that the region passing the multi-field inequality at the tensor pivot, Fig. 1 (left panel), is much larger than the region at the smaller scale $k = 0.02 \text{ Mpc}^{-1}$ (right panel). At $k = 0.002 \text{ Mpc}^{-1}$ about 50% of the models are multi-field, against a scarce 2% at $k = 0.02 \text{ Mpc}^{-1}$. This also results in lower statistics at $k = 0.02 \text{ Mpc}^{-1}$ in our procedure for selecting multi-field models from the full case, and accounts for the fluctuations seen in the middle bottom panel of Fig. 4 (red line). The same panel shows that constraints for multi-field models are, as in single-field, rather robust to changes in our prior. The variation here is more evident however: n_T is more negative than in the single-field case, so going to smaller scales leads to smaller r and tightens the contours as compared to the case at the tensor pivot (green, red and blue lines in bottom middle panel).

Overall, Fig. 4 illustrates how constraints on tensor quantities with present-day data are rather sensitive to one's choice of prior and cosmological scale probed. This means that at current sensitivities, in addition to uncertainty in the data, one must admit an uncertainty arising from our prior assumptions, for which the variation we see in Fig. 4 is an indication. This is not the end of story, as priors leading to more extreme variations could be envisaged too, and we have investigated only the transformation of a uniform prior.

4 Transformation of observables with cosmological scale

We now return to the issue of choice of scale to impose constraints on the tensors. This issue in fact splits into two separate ones:

1. On what scale is the prior probability distribution imposed (for example the choice of a uniform prior on some specific scale)?
2. For a given choice of prior, on what scale are the tensors optimally constrained?

4.1 Scale transformations and the choice of priors

Our discussion above focussed on the first of these. Only when parameters transform linearly with scale will the prior density be preserved when transforming between cosmological scales k , because linear transformations then amount to a rotation in the 2D plane of the parameters considered. This is the case for $\ln A_T^2$ and n_S , for example, which transform linearly with scale,

$$\ln A_T^2(k) = \ln A_T^2(k_0) + n_T(k_0) \ln \frac{k}{k_0}, \quad (4.1)$$

$$n_S(k) = n_S(k_0) + \frac{dn_S}{d \ln k}(k_0) \ln \frac{k}{k_0}. \quad (4.2)$$

For parameters that do not transform linearly this is not usually true. In this case the density of models in parameter space is modified as parameters do not keep their relative

proportions when we shift with k . This is what happens with r , where the transformation is exponential, depending on n_S , n_T and scalar running according to

$$r(k) = r(k_0) \left(\frac{k}{k_0} \right)^{n_T(k_0) - [n_S(k_0) - 1] - \alpha(k_0) \ln k/k_0}. \quad (4.3)$$

As we saw in Fig. 2 (left panel), this can substantially modify the prior relative to assuming a uniform prior at the new scale. The net effect on the prior in r , when going towards smaller scales, is a compression in r regions with negative n_T , raising its prior density, and expansion of regions that correspond to positive n_T lowering their prior density. If the parameters were well constrained data could overcome this change in prior, but unfortunately they are not.

For our choice of smaller scale, $k = 0.02 \text{ Mpc}^{-1}$, this differentiated sampling amounts to the posterior preferring a best-fit n_T different by one-sigma from the one at $k = 0.002 \text{ Mpc}^{-1}$, as shown in Fig. 1. We would expect an even larger variation in the posterior if we were to sample r at smaller scales. This change is a consequence of the variation in prior alone, since we are not including any extra information when we sample at smaller scales.

From a purely theoretical point of view a prior imposed at one scale is as plausible as that imposed at the next. Unless the theoretical framework selects for a particular scale as preferred to specify parameters at, our results for the significantly different constraints on r and n_T at each scale are equally reasonable: a large positive tilt of the tensor power spectrum is just as plausible as a nearly scale invariant spectrum.

One might wonder whether sampling from a log prior on r , or A_T^2 , would help.¹ However with a log prior any well-motivated lower cut-off is likely to be at an extremely low value of r , and already puts most of the prior parameter range well below future observational sensitivity. While this doesn't prevent a detection, in absence of a detection any observational limits are going to be dominated by the prior rather than the data.

4.2 Variation of constraints with pivot — implications for inflationary models

We now turn to the question of the scale on which constraints should be imposed once the prior is fixed. Figure 5 shows the change in 95% confidence limits on the tensor-to-scalar ratio when we probe at different k scales. We compare this effect on chains which have the consistency equation imposed with those that haven't.

The non-inflationary runs have a quite well-defined pivot point, outside of which constraints rapidly deteriorate. The strongest constraints are obtained at $k = 0.002 \text{ Mpc}^{-1}$, with the WMAP constraints on tensors coming mainly from the amplitude of TT modes at low multipoles [2, 17]. Due to cosmic variance the constraints are dominated by statistical uncertainty up to multipoles $\ell \sim 10$ corresponding to $k \sim 0.002 \text{ Mpc}^{-1}$. The upper limits quickly go up as we move away from this pivot, towards smaller scales, and allow for r to become as large as 6 at $k \simeq 0.02 \text{ Mpc}^{-1}$.

However, for the consistency equation runs, the situation is very different. Constraints on r appear robust to variation with scale in this case. This is because enforcing the consistency relation imposes a strong correlation on n_S and r , since it makes the assumption these can be described jointly in terms of the slow-roll parameters, given in Eq. (2.5) via

¹One might even suspect that A_T^2 is already effectively being sampled from a log prior by inheriting the prior on $\log(A_S^2)$ in combination with the uniform prior on r . But since A_S^2 is tightly constrained by data its prior is fairly flat in the region where the likelihood peaks, so the fact that r has a uniform prior means that A_T^2 is effectively being sampled from a uniform prior as well.

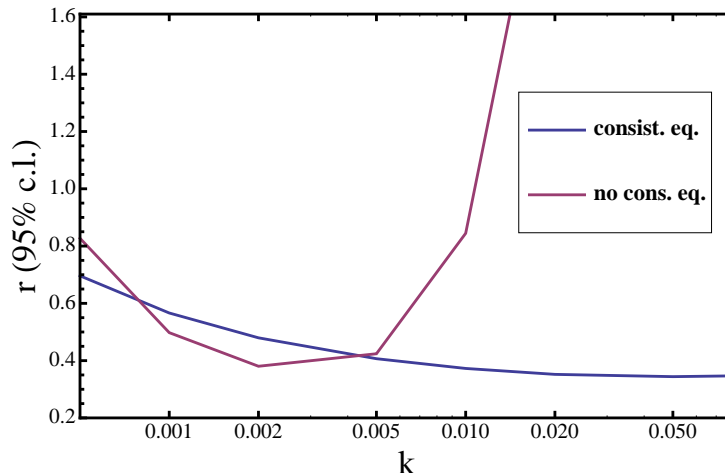


Figure 5. Variation of the 95% confidence limits on r with scale. We compare the variation of chains which have the consistency equation imposed (blue), with those that have not (red). The prior on r is uniform at 0.002 Mpc^{-1} in both cases.

Eq. (2.6). This imposition mimics apparent robust constraints on tensor quantities at all angular scales, when in fact it is the prior rather than the data that is ruling out sizable tensor mode contributions at all but the very largest scales.

Enforcing the consistency equation on small scales, around $k = 0.02 \text{ Mpc}^{-1}$, excludes significant parameter space that would otherwise be available in the n_s - r plane, as shown in Fig. 6. It may be that some of this space is available in models with non-inflationary sources for primordial gravitational waves, or in the more general set of inflationary proposals (multiple-field, higher-order corrections) that deviate from single-field slow roll. These are expected to have their own internal consistency relations that do not necessarily comply with the single-field one.

5 Conclusions

The simplest models of single-field slow-roll inflation predict a simple connection between the scalar and tensor contributions to the spectra of perturbations, given by the consistency equation. Aside from those there is a wide variety of models that predict deviations from the simplest models, as well as non-inflationary proposals for the origin of perturbations.

The tensor-to-scalar ratio, and therefore connections between the scalar and tensor perturbations, are a powerful discriminator between models. We have shown that, with the current state of knowledge, extraction of constraints on r depends significantly on our prior assumptions for the form of scalar and tensor perturbations. We show that enforcing the consistency relation leads to a reduction of available parameter space by a factor of 10 or larger when quoting constraints at the usual scales around $k = 0.01 \text{ Mpc}^{-1}$ to 0.05 Mpc^{-1} for the n_s - r plane. As a result, constraints obtained under the assumption of this relation should be used for studying models of single-field slow roll alone, for which it is valid. For other inflation proposals an analysis based on the imposition of the consistency equation can lead to artificial inferences.

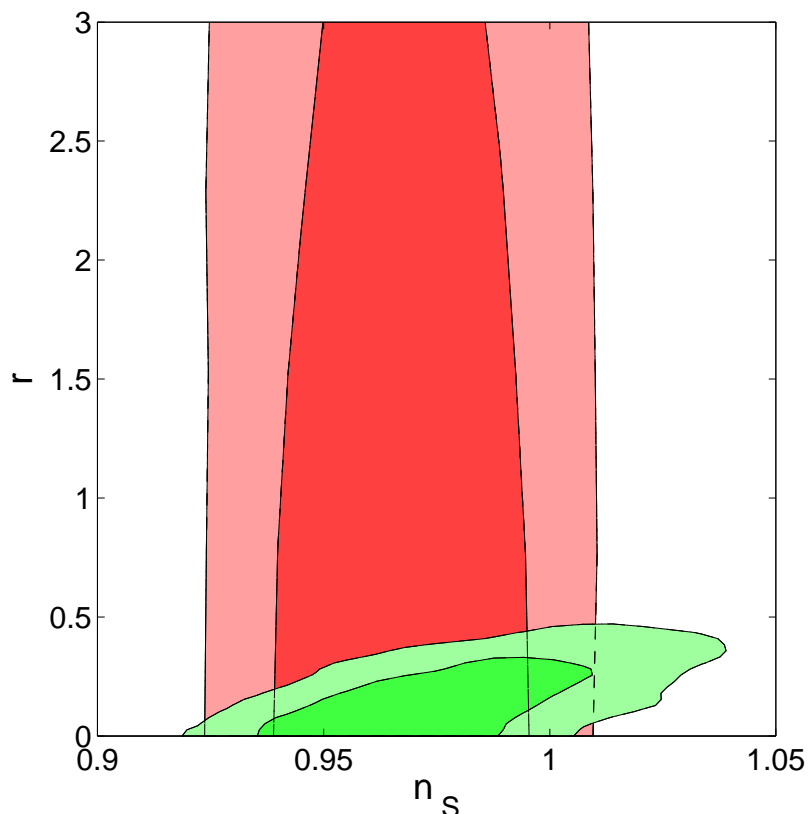


Figure 6. An overlay of two n_s - r distributions shown at $k = 0.02 \text{ Mpc}^{-1}$, the scalar pivot scale. Green contours show constraints when the consistency equation is enforced and red when it is not. Relaxing the consistency equation prior decorrelates n_s and r and as a result, in the absence of the inflationary prior, n_s actually becomes better determined.

In particular, the allowed values for the tensor-to-scalar ratio can be significantly different from those one would expect from traditional fits. Even when combining multiple datasets, data still allows for tensor mode amplitudes which are several times larger than the amplitude of scalar modes at scales around $k = 0.02 \text{ Mpc}^{-1}$. Furthermore, the ekpyrotic- and collapse-type models prediction for positive spectral index of tensor perturbations, $n_T > 0$, is as valid as the inflationary equivalent which predicts $n_T < 0$.

We conclude that constraints on tensors presently have significant prior dependence, and must be interpreted with care in light of the particular models to be studied. Even the apparently innocuous assumption of placing uniform priors at one scale rather than another can significantly modify the constraints obtained, whether or not the consistency equation or inequality is imposed.

Acknowledgments

We thank Eiichiro Komatsu and Antony Lewis for helpful discussions. M.C. thanks the Astronomy Centre at the University of Sussex for hospitality during this work. M.C. was supported by the Director, Office of Science, Office of High Energy Physics, of the U.S. De-

partment of Energy under Contract No. DE-AC02-05CH11231. A.R.L. was supported by the Science and Technology Facilities Council [grant numbers ST/F002858/1 and ST/I000976/1]. D.P. was supported by the Australian Research Council through a Discovery Project grant.

References

- [1] A. H. Guth, *Inflation and time asymmetry in the Universe*, Phys. Rev. D **23**, 347 (1981); A. D. Linde, *A new inflationary universe scenario: A possible solution of the horizon, flatness, homogeneity, isotropy and primordial monopole problems*, Phys. Lett. B **108**, 389 (1982); A. Albrecht and P. J. Steinhardt, *Cosmology For Grand Unified Theories With Radiatively Induced Symmetry Breaking*, Phys. Rev. Lett. **48**, 1220 (1982); for a review see e.g. D. H. Lyth and A. R. Liddle, *The Primordial Density Perturbation*, Cambridge University Press, Cambridge (2009).
- [2] E. Komatsu *et al*, *Seven-Year Wilkinson Microwave Anisotropy Probe (WMAP) Observations: Cosmological Interpretation*, Astrophys. J. Supp. **192**, 18 (2011) [arXiv:1001.4538].
- [3] T. Banks, M. Dine, P. J. Fox and E. Gorbatov, *On the Possibility of Large Axion Decay Constants*, JCAP **0306**, 001 (2003) [arXiv:hep-th/0303252].
- [4] M. Cort  s and A. R. Liddle, *The consistency equation hierarchy in single-field inflation models*, Phys. Rev. D **73**, 083523 (2006) [arXiv:astro-ph/0603016].
- [5] A. D. Linde, *Eternal extended inflation and graceful exit from old inflation without Jordan-Brans-Dicke*, Phys. Lett. B **249**, 18 (1990); F. C. Adams and K. Freese, *Double Field Inflation*, Phys. Rev. D **43**, 353 (1991); A. D. Linde, *Hybrid Inflation*, Phys. Rev. D **49**, 748 (1994) [arXiv:astro-ph/9307002]; A. R. Liddle, A. Mazumdar, and F. Schunck, *Assisted inflation*, Phys. Rev. D **58**, 061301 (1998) [arXiv:astro-ph/9804177]; C. T. Byrnes and D. Wands, *Curvature and isocurvature perturbations from two-field inflation in a slow-roll expansion*, Phys. Rev. D **74**, 043529 (2006) [arXiv:astro-ph/0605679]; S. Dimopoulos, S. Kachru, J. McGreevy, and J. G. Wacker, *N-flation*, JCAP **0808**, 003 (2008) [arXiv:hep-th/0507205].
- [6] M. Sasaki and E. D. Stewart, *A General Analytic Formula for the Spectral Index of the Density Perturbations produced during Inflation*, Prog. Theor. Phys. **95**, 71 (1996) [arXiv:astro-ph/9507001]; D. Polarski and A.A. Starobinsky, *Structure of primordial gravitational waves spectrum in a double inflationary model*, Phys. Lett. B **356**(1995) 196 [astro-ph/9505125]
- [7] G. Veneziano, *Scale factor duality for classical and quantum strings*, Phys. Lett. B **265**, 287 (1991); M. Gasperini and G. Veneziano, *Pre-Big-Bang in String Cosmology*, Astropart. Phys. **1**, 317 (1993) [arXiv:hep-th/9211021]; E. J Copeland, A. R Liddle, J. E. Lidsey, and D. Wands, *Black holes and gravitational waves in string cosmology*, Phys. Rev. D **58**, 063508 (1998) [arXiv:gr-qc/9803070]; G Veneziano and M. Gasperini, *The Pre-Big Bang Scenario in String Cosmology*, Phys. Rept. **373**, 1 (2003) [arXiv:hep-th/0207130].
- [8] L. T. Boyle, P. J. Steinhardt, and N. Turok, *The cosmic gravitational wave background in a cyclic universe*, Phys. Rev. D **69**, 127302 (2004) [arXiv:hep-th/0307170]; W. H. Kinney and A. M. Dizgah, *Flow in Cyclic Cosmology*, [arXiv: 1007.0753].
- [9] A. Vilenkin and E. P. S. Shellard, *Cosmic strings and other topological defects*, Cambridge University Press, Cambridge (2000); M. Wyman, L. Pogosian, and I. Wasserman, *Bounds on Cosmic Strings from WMAP and SDSS*, Phys. Rev. D **72**, 023513 (2005), [arXiv:astro-ph/0503364]; A. A. Fraisse, *Limits on Defects Formation and Hybrid Inflationary Models with Three-Year WMAP Observations*, JCAP **0703** 008 (2007), [arXiv:astro-ph/0603589]; R. A. Battye, B. Garbrecht, and A. Moss, *Constraints on Supersymmetric Models of Hybrid Inflation*, JCAP **0609**, 007 (2006), [arXiv:astro-ph/0607339];

- N. Bevis, M. Hindmarsh, M. Kunz, and J. Urrestilla, *Fitting CMB data with cosmic strings and inflation*, Phys. Rev. Lett. **100**, 021301 (2008), [arXiv:astro-ph/0702223].
- [10] F. Finelli, M. Rianna, and N. Mandolesi, *Constraints on the Inflationary Expansion from Three Year WMAP, small scale CMB anisotropies and Large Scale Structure Data Sets*, JCAP **612** 006 (2006) [arXiv:astro-ph/0608277].
- [11] R. Camerini, R. Durrer, A. Riotto, *Is Cosmology Compatible with Blue Gravity Waves?* Phys. Rev. D **77**, 10101 (2008) [arXiv:0802.1442]
- [12] W. Valkenburg, L. M. Krauss, and J. Hamann, *The Impact of Prior Assumptions on Bayesian Estimates of Inflation Parameters and the Expected Gravitational Waves Signal from Inflation*. Phys.Rev.D**78**, 063521 (2008) [arXiv:0804.3390]
- [13] W. Zhao, D. Baskaran, *Detecting Relic Gravitational Waves in the CMB: Optimal parameters and their constraints*, Phys.Rev.D**79**, 083003 (2009) [arXiv:0902.1851]; W.Zhao and W.Zhang, *Detecting Relic Gravitational Waves in the CMB: Comparison of Planck and Ground- based Experiments*, Phys.Lett.B**677**, 16 (2009) [arXiv:0907.1453]; W. Zhao, *Detection of Relic Gravitational Waves in the CMB: Prospects for CMBPol mission*, JCAP **1103**, 007 (2011), [arXiv:1102.4908]
- [14] E. Gjerløw and Ø.Elgarøy, *Are all perturbations created equal? An analysis of the WMAP 5- and 7-year data without inflationary prejudice*, Phys. Rev. D**83**, 067301 (2011) [arXiv:1008.4471].
- [15] B. A. Powell, *Tensor Tilt from Primordial B-modes*, [arXiv:1106.5059]
- [16] A. R. Liddle and D. H. Lyth, *COBE, Gravitational Waves, Inflation and Extended Inflation*, Phys. Lett. B**291**, 391 (1992) [arXiv:astro-ph/9208007].
- [17] E. Komatsu *et al*, *Five-Year Wilkinson Microwave Anisotropy Probe (WMAP) Observations: Cosmological Interpretation*, Astrophys. J. Supp. **180**, 330 (2009) [arXiv:0803.0547].
- [18] M. Cortês, A. R. Liddle, and P. Mukherjee, *On what scale should inflationary observables be constrained?*, Phys. Rev. D**75**, 083520 (2007) [arXiv:astro-ph/0702170].
- [19] A. Lewis and S. L. Bridle, *Cosmological parameters from CMB and other data: a Monte-Carlo approach*, Phys. Rev. D**66**, 103511 (2002) [arXiv:astro-ph/0205436].
- [20] B. A. Reid *et al*, *Cosmological Constraints from the Clustering of the Sloan Digital Sky Survey DR7 Luminous Red Galaxies*, Mon. Not. R. Astron. Soc.**404**, 60 (2010) [arXiv:0907.1659].
- [21] A. G. Riess *et al*, *A Redetermination of the Hubble Constant with the Hubble Space Telescope from a Differential Distance Ladder*, Astrophys. J. Supp. **699**, 539 (2009) [arXiv:0905.0695].