

Effective dynamics of the hybrid quantization of the Gowdy T^3 universe

David Brizuela^{1,*}, Guillermo A. Mena Marugán^{2,†} and Tomasz Pawłowski^{3‡}

¹*Institute for Gravitation and the Cosmos, The Pennsylvania State University,
104 Davey Lab, University Park, PA 16802, USA*

²*Instituto de Estructura de la Materia, IEM-CSIC, Serrano 121, 28006 Madrid, Spain*

³*Department of Mathematics and Statistics, University of New Brunswick, Fredericton, NB E3B 5A3, Canada*

The quantum dynamics of the linearly polarized Gowdy T^3 model (compact inhomogeneous universes admitting linearly polarized gravitational waves) is analyzed within Loop Quantum Cosmology by means of an effective dynamics. The analysis, performed via analytical and numerical methods, proves that the behavior found in the evolution of vacuum (homogeneous) Bianchi I universes is preserved qualitatively also in the presence of inhomogeneities. More precisely, the initial singularity is replaced by a big bounce which joins deterministically two large classical universes. In addition, we show that the size of the universe at the bounce is at least of the same order of magnitude (roughly speaking) as the size of the corresponding homogeneous universe obtained in the absence of gravitational waves. In particular, a precise lower bound for the ratio of these two sizes is found. Finally, the comparison of the amplitudes of the gravitational wave modes in the distant future and past shows that, statistically (i.e., for large samples of universes), the difference in amplitude is enhanced for nearly homogeneous universes, whereas this difference vanishes in inhomogeneity dominated cases. The presented analysis constitutes the first systematic effective study of an inhomogeneous system within Loop Quantum Cosmology, and it proves the robustness of the results obtained for homogeneous cosmologies in this context.

PACS numbers: 04.60.Pp, 98.80.Qc, 04.62.+v

I. INTRODUCTION

Loop Quantum Gravity (LQG) [1, 2] is one of the most promising approaches for the quantization of gravity. Its development in recent years provides hopes in the program to overcome the limits of Classical Relativity, like for example in avoiding the breakdown of physics at spacetime singularities. In part, this task has already been achieved in the context of the application of LQG methods to the study of (simple) cosmological systems, known as Loop Quantum Cosmology (LQC) [3]. In the simplest (isotropic) models, the initial big bang singularity has been shown to be resolved dynamically [4–6], being replaced by a big bounce connecting an expanding universe with a preceding (contracting) one in a deterministic way. This property, initially described in flat Friedmann-Robertson-Walker universes with a massless scalar field, was next confirmed analytically [7] as well as extended to models of spherical and hyperbolic topology [8] or with nontrivial cosmological constant [9], and even further to anisotropic homogeneous systems in vacuo [10, 11] or with matter [12–14].

Even within these simple settings, the quantum effects change drastically the standard understanding of the early universe cosmology, in particular providing solutions to the horizon problem, conserving the (otherwise violated) entropy bounds [15], or increasing the estimate

on the probability of inflation as to become an almost certain event [16]. It is also expected that the singularity resolution mechanism of LQC extends to black hole interiors [17], extension which may allow one to cure the long standing problems of black hole physics (for example preventing potential information loss) and reveal yet unpredicted phenomena.

In spite of this success, the commented mechanism to avoid singularities cannot be taken for granted yet since it needs further confirmation in more realistic situations, which necessarily include inhomogeneities. The few attempts to achieve this goal that have appeared in the literature [18, 19] rely on heuristic constructions, inspired by a polymer quantization, but are not based on any quantum model that can be considered rigorously defined.

Until recently, the task of building a model out of a well defined quantum theory, with good understanding and control on each of the steps of its construction, seemed out of reach, as the most promising mid-superspace treatments [20] were never developed past the quantum kinematics and the formal introduction of the constraints. In the past few years, however, an alternate possibility emerged when a quantization scheme within the framework of LQC was formulated [21–23] for a class of spatially compact cosmological spacetimes admitting linearly polarized gravitational waves: the T^3 Gowdy universes [24]. The spacetimes of this class admit two spatial Killing fields (with space of orbits diffeomorphic to S^1). Since they are highly symmetric, a symmetry reduction is allowed. But, even so, they still possess local degrees of freedom and, furthermore, their structure

* brizuela@gravity.psu.edu

† mena@iem.cfmac.csic.es

‡ tpawlows@unb.ca

makes a nonperturbative analysis viable.

In order to describe these universes quantum mechanically, a so-called *hybrid* quantization scheme was applied (see Ref. [22] for details). First, the geometry was represented as the Fourier modes of gravitational waves living on a homogeneous (Bianchi I [10, 13, 25, 26]) background. Next, the background geometry was quantized using loop techniques, while a standard Fock quantization was used to represent the gravitational wave modes [27].

Such a quantization prescription allows one to rigorously describe the system on a kinematical level, and identify from it a Hilbert space of physical states [22] following Dirac's program. However, the complexity of the quantum constraints and the presence of an infinite number of degrees of freedom, as well as problems related to the choice of an internal time in vacuo [11], make the analysis of the genuine quantum dynamics extremely difficult. One of possibilities to deal with these difficulties is to divide the program into two steps:

- (i) A detailed analysis of the dynamical properties of the system by means of the so-called *effective dynamics* [28], constructed on the basis of a *rigorously* defined quantum model.
- (ii) The confirmation of the validity of the effective predictions via a *genuine* quantum analysis performed in a computationally manageable domain.

The treatment via effective dynamics, while allowing one to adopt the procedures and methods of classical mechanics, incorporates the quantum effects of the discrete geometry to a certain extent. In the cases tested so far, this kind of effective dynamics has proven to reproduce the genuine quantum dynamics of states with a semiclassical behavior up to a remarkable accuracy [6, 7, 9, 11, 12]. On the other hand, the results of this effective approach, even when regarded as preliminary, make accessible and unveil properties of the system which are important for the correct formulation and refinement of the genuine theory.

In this article, we focus on step (i). Starting from the quantum model obtained with the hybrid quantization, we construct the effective, classical dynamical system which approximates the quantum dynamics to first order (i.e. without taking into account the effect of state-dependent parameters on the dynamics). We then apply the resulting description to address the following questions. Are the cosmological singularities dynamically resolved by a big bounce mechanism in the presence of the (inhomogeneous) gravitational waves? And, if the answer is in the affirmative, does this bounce happen under conditions which are similar to those found in homogenous scenarios? Or do there exist substantial modifications? Furthermore, if the bounce persists, how does it affect the gravitational wave modes? In particular, we are going to focus our attention on the problem of whether the energy distribution of the modes change significantly through the bounce process.

The main conclusions of this study were briefly reported in Ref. [29]. In this article, we present the details of the analysis and the methodology employed in it. This material, while important to validate the results of Ref. [29], also provides tools which are useful in the analysis of more complicated (and more realistic) inhomogeneous cosmological systems, e.g. the corrected vacuum Gowdy universe description of Ref. [23], as well as its extension incorporating matter fields [30]. The results themselves constitute only a qualitative guideline to elucidate the kind of phenomena that are observed in the considered class of inhomogeneous systems. The fine details of these results must not be regarded as providing definitive answers, in particular owing to the specific quantization prescription that has been adopted (see the discussion in Sec. II B). The system obtained with the corrected quantization prescription of Ref. [23], however, has a sufficiently similar structure [23] and behavior [14] as to expect that our results are still applicable to it, at least qualitatively.

The paper is organized as follows. We start by providing a brief introduction to the hybrid quantization of the model in Sec. II. Next, in Sec. III we introduce its effective description, deriving and discussing the structure of the effective equations of motion (EOM) and their asymptotic behavior. In order to provide a reference for comparison, these equations are analytically solved in the absence of inhomogeneities in Sec. IV, thus integrating the effective dynamics of the Bianchi I homogeneous background. The core of the article is presented in two sections. In Sec. V we combine analytical and numerical methods to discuss how the presence of inhomogeneities affects the appearance and properties of the bounce. On the other hand, Sec. VI is devoted to numerical studies of the dynamical trajectories. Finally, in Sec. VII we study the effect of the bounce on the structure of the inhomogeneities by Monte-Carlo methods. In Sec. VIII, we provide a summary of the results, as well as a discussion of their relevance, limitations, and possible extensions.

II. HYBRID GOWDY MODEL

In this section we briefly introduce the class of Gowdy universes of T^3 topology quantized within the LQC framework. We start by specifying the model at the classical level in Subsec. II A, and outline then the main steps and properties of the hybrid quantization in Subsec. II B.

A. The Gowdy T^3 universe

The general Gowdy models are spacetimes with spatial sections of compact topology and two spatial Killing vector fields. In this article, we restrict our attention just to one model: the vacuum model with the spatial topology of a 3-torus (T^3). Besides, we will consider only the sub-family of universes whose content of gravitational waves

is linearly polarized. These restrictions imply that the Killing fields are axial and hypersurface orthogonal.

Within this family of spacetimes, we can make use of a distinguished coordinate system $(t, \theta, \sigma, \delta)$, where σ and δ are axial coordinates adapted to the Killing fields. In a $3+1$ decomposition, owing to the hypersurface orthogonality, the induced 3-metric can be chosen to be diagonal, and one characterizes it just by three fields corresponding to the norm of one of the Killing fields, the area of the isometry group orbits, and the scale factor of the 1-metric induced on the manifold of group orbits. Most of the gauge freedom is fixed by the condition that both the generator of conformal transformations of the considered 1-metric as well as the area of the orbits be homogeneous functions. In fact this leaves out only two gauge degrees of freedom, namely, those corresponding to the spatial averages of the Hamiltonian constraint and of the diffeomorphism acting in the θ direction.

The phase space of the system splits into two sectors formed, respectively, by the following degrees of freedom

- a) **Homogeneous:** the spatial averages (zero Fourier modes) of the metric fields and their conjugate variables.
- b) **Inhomogeneous:** all the nonzero modes of the only metric field $\xi(\theta)$ whose spatial dependence has not been determined in the gauge-fixing procedure (namely, the norm of one of the Killing vector fields), together with the conjugate momenta of these modes.

The homogeneous sector describes the phase space of a vacuum Bianchi I model with 3-torus topology [31], to which the considered Gowdy model reduces when all the inhomogeneities vanish. In order to represent it, we employ the standard LQC description of the Bianchi I model [10], expressing the degrees of freedom in terms of Ashtekar-Barbero variables. These are an $SU(2)$ valued connection A_i^a , and a densitized triad E_a^i . Upon fixing the gauge by the requirement that the 3-metric be diagonal and with the introduction of a fiducial Euclidean metric, these variables get determined by (time varying) connection and triad coefficients:

$$A_i^a = \frac{c^i}{2\pi} \delta_i^a, \quad E_a^i = \frac{p_i}{4\pi^2} \delta_a^i. \quad (2.1)$$

Here, a is an internal $SU(2)$ index, $i = \theta, \sigma, \delta$, and no summation is assumed for repeated indices. These coefficients are canonically conjugate, with Poisson brackets $\{c^i, p_j\} = 8\pi G \gamma \delta_j^i$, where γ is the Immirzi parameter.

The degrees of freedom of the inhomogeneous sector are encoded in the metric field $\xi(\theta)$ and its conjugate momentum $P_\xi(\theta)$, both with the zero mode excluded. They can be decomposed into (nonzero) Fourier modes, obtaining an infinite countable set of canonical pairs, $\{(\xi_m, P_\xi^m), m \in \mathbb{Z} \setminus \{0\}\}$. For these modes, we introduce creation and annihilation variables (a_m, a_m^*) in analogy to those naturally associated with a massless scalar field:

$$a_m = \sqrt{\frac{\pi}{8G|m|}} \left(|m| \xi_m + i \frac{4G}{\pi} P_\xi^m \right). \quad (2.2)$$

It is easy to check that they have the Poisson brackets $\{a_m, a_m^*\} = -i \delta_{m\tilde{m}}$.

With this choice of variables, the spatial metric takes the form:

$$ds^2 = \frac{|p_\theta p_\sigma p_\delta|}{4\pi^2} \left[e^{\tilde{\gamma}} \left(-\frac{N^2}{(2\pi)^4} dt^2 + \frac{d\theta^2}{p_\theta^2} \right) + e^{-\frac{2\pi\xi}{\sqrt{p_\theta}}} \frac{d\sigma^2}{p_\sigma^2} + e^{\frac{2\pi\xi}{\sqrt{p_\theta}}} \frac{d\delta^2}{p_\delta^2} \right], \quad (2.3)$$

where \tilde{N} is the densitized lapse function,

$$\tilde{\xi}(\theta) = \sum_{m \neq 0} \frac{\sqrt{G}}{\pi \sqrt{|m|}} (a_m + a_{-m}^*) e^{im\theta} \quad (2.4)$$

is the contribution of the nonzero modes to the field $\xi(\theta)$, and the function $\tilde{\gamma}(\theta)$ equals

$$\tilde{\gamma}(\theta) = \left(\frac{2c_\delta p_\delta}{c_\sigma p_\sigma + c_\delta p_\delta} - 1 \right) \frac{2\pi}{\sqrt{|p_\theta|}} \tilde{\xi}(\theta) - \frac{\pi^2}{|p_\theta|} \tilde{\xi}^2(\theta) - \frac{8\pi G \gamma}{c_\sigma p_\sigma + c_\delta p_\delta} \zeta(\theta), \quad (2.5a)$$

$$\zeta(\theta) = i \sum_{m, \tilde{m} \neq 0} \text{sgn}(m + \tilde{m}) \frac{\sqrt{|m + \tilde{m}| |\tilde{m}|}}{m} \times (a_{-\tilde{m}} - a_{\tilde{m}}^*) (a_{m+\tilde{m}} + a_{-(m+\tilde{m})}^*) e^{im\theta}. \quad (2.5b)$$

The only nontrivial constraints of the system –the spatial averages of the densitized Hamiltonian constraint \mathcal{C}_G and of the diffeomorphism constraint in the θ direction \mathcal{C}_θ (corresponding to rigid rotations in θ)– can be written

$$\mathcal{C}_\theta = \sum_{m=1}^{\infty} m (a_m^* a_m - a_{-m}^* a_{-m}), \quad (2.6a)$$

$$\mathcal{C}_G = -\frac{1}{\gamma^2} \sum_{i \neq j} c^i p_i c^j p_j + G \left[\frac{c^\sigma p_\sigma + c^\delta p_\delta}{\gamma^2 |p_\theta|} H_{\text{int}}^\xi + 32\pi^2 |p_\theta| H_0^\xi \right]. \quad (2.6b)$$

In these equations, all the information about the inhomogeneous degrees of freedom is contained in the terms

$$H_0^\xi \equiv \sum_{m=1}^{\infty} m [a_m^* a_m + a_{-m}^* a_{-m}], \quad (2.7a)$$

$$H_{\text{int}}^\xi \equiv \sum_{m=1}^{\infty} \frac{1}{m} [a_m^* a_m + a_{-m}^* a_{-m} + a_m^* a_{-m}^* + a_m a_{-m}], \quad (2.7b)$$

which have the form of a free field Hamiltonian and of an interaction Hamiltonian (which creates and annihilates pairs of particles). Finally, defining $\Theta_i \equiv c_i p_i$, we can

express the classical Hamiltonian constraint \mathcal{C}_G in a more compact form:

$$\begin{aligned} \mathcal{C}_G = & -\frac{2}{\gamma^2}(\Theta_\theta\Theta_\delta + \Theta_\theta\Theta_\sigma + \Theta_\delta\Theta_\sigma) \\ & + \frac{G}{\gamma^2}(\Theta_\delta + \Theta_\sigma)^2 \frac{1}{|p_\theta|} H_{\text{int}}^\xi + 32\pi^2 G |p_\theta| H_0^\xi. \end{aligned} \quad (2.8)$$

At this point, it is worth commenting that, if one adopts the same choice of lapse as in full LQG (namely $N = 1$), the zero mode that one obtains for the Hamiltonian constraint is \mathcal{C}_G/V , rather than \mathcal{C}_G (with V being the Bianchi I volume $V := \sqrt{|p_\theta p_\delta p_\sigma|}$). In fact, the constraint \mathcal{C}_G/V is indeed the one which is implemented quantum mechanically in the treatment applied in Refs. [6, 10]. The counterpart of \mathcal{C}_G is then constructed by introducing a scaling by V at the quantum level.

B. Hybrid quantization

The quantization of this Gowdy model was achieved recently adopting a hybrid approach [21–23, 31], which is based on the hypothesis that the most relevant quantum geometry effects are those affecting the homogeneous sector representing the Bianchi I background on which the gravitational waves propagate. In this way, the zero modes of the geometry are quantized using the techniques of LQG, while a standard Fock quantization is employed for the inhomogeneities arising from the presence of gravitational waves.

The proposed quantum model is thus applicable in the regime where the “energy” of the inhomogeneities is distributed among the modes so that, while the overall back-reaction of the background may feel the discreteness effects, the energy of each individual mode is still small for the polymer effects on it to become important. Remarkably, this hybrid quantization proves to be viable and consistent. The kinematical Hilbert space of the system is constructed as the product of the kinematical Hilbert space for Bianchi I (with T^3 -topology) in LQC and the Fock space for the inhomogeneous sector. The two sectors are coupled by the Hamiltonian constraint, so that the quantization is indeed nontrivial.

1. The Bianchi I background

Let us first describe the polymeric quantization of the Bianchi I geometry, i.e., of the homogeneous sector. In this quantization scheme, the elementary variables are fluxes, which are proportional to the triad coefficients p_i , and holonomies of connections computed along edges of coordinate length $2\pi\mu_i$ in each of the (gauge-fixed) directions i , where μ_i is any real number. The elements of these holonomies are linear combinations of the exponentials $\mathcal{N}_{\mu_i}(c_i) = \exp(i\mu_i c_i/2)$ (no Einstein summation convention is adopted). In the triad representation, each of

these elements is represented by an eigenstate $|\mu_i\rangle$. The completion of the vector space spanned by these states with respect to the discrete inner product $\langle\mu_i|\mu'_i\rangle = \delta_{\mu_i\mu'_i}$ provides the kinematical Hilbert space, $\mathcal{H}_{\text{Kin},i}$, for each direction. The kinematical Hilbert space of the homogeneous sector is simply $\mathcal{H}_{\text{Kin}} = \otimes_i \mathcal{H}_{\text{Kin},i}$.

On the basis of states $|\mu_i\rangle$, the action of the elementary operators is

$$\hat{p}_i|\mu_i\rangle = 4\pi\gamma l_{\text{Pl}}^2 \mu_i |\mu_i\rangle, \quad \hat{\mathcal{N}}_{\mu'_i}|\mu_i\rangle = |\mu_i + \mu'_i\rangle. \quad (2.9)$$

Here, $l_{\text{Pl}} = \sqrt{G\hbar}$ is the Planck length. The Hamiltonian constraint is constructed by defining curvatures in terms of holonomies along closed loops, formed by straight edges in the different directions θ , σ , and δ , and regularizing the inverse volume by means of commutators of holonomies with the volume operator [2, 25, 32].

To encode the discreteness of the geometry characteristic of LQG, in the above construction of the curvature operator in terms of holonomies, the area enclosed by the loops is assumed to coincide with the minimum nonzero eigenvalue Δ of the area operator in LQG. This prescription is usually called the *improved dynamics* approach. As a consequence, the coordinate length of the holonomy along each edge takes a value $2\pi\bar{\mu}_i$ which depends on the considered state, because so does the area.

In the process of arriving to a proper understanding of the anisotropic models in LQC, different ways to implement this prescription have been presented in the literature [13, 25]. We will adopt here the proposal explored, e.g., in Refs. [10, 25, 33], according to which

$$\frac{1}{\bar{\mu}_i} = \frac{\sqrt{|p_i|}}{\sqrt{\Delta}}. \quad (2.10)$$

Although this proposal has proven to lead to physical inconsistencies in the case of noncompact spatial sections (see e.g. [34]), we will follow it here owing to two reasons: (i) its simple mathematical structure provides a well controllable way of combining the resulting background with the Fock theory which describes the inhomogeneities, and (ii) the proposal that corrects its drawbacks, put forward in Ref. [13], is similar enough in structure [14] as to expect that the qualitative results obtained here will also hold for it. We also note that the commented problems of inconsistency are not present in our system, owing to the T^3 -topology [35], and that the possible discrepancies with the proposal of Ref. [13] should disappear in the region of large triad variables.

Given that $\bar{\mu}_i$ depends on the triad coefficients, the operator $\hat{\mathcal{N}}_{\bar{\mu}_i}$ generates in fact a state dependent transformation on the basis formed by $|\mu_\theta, \mu_\sigma, \mu_\delta\rangle = \otimes_i |\mu_i\rangle$. Fortunately, the generators (in phase space) of the corresponding shifts commute, so that one can relabel this basis using affine parameters v_i instead of the labels μ_i , in such a way that the action of $\hat{\mathcal{N}}_{\bar{\mu}_i}$ is given just by a constant displacement of the new label v_i . These affine

parameters are related to the p_i 's as follows

$$v_i := \sqrt{\frac{16\pi\gamma l_{\text{Pl}}^2}{9\Delta}} \text{sgn}(p_i) |p_i|^{3/2}. \quad (2.11)$$

With this relabeling, the action of the basic operators becomes [10, 25]

$$\hat{\mathcal{N}}_{\pm\bar{\mu}_i} |v_i\rangle = |v_i \pm 1\rangle, \quad (2.12a)$$

$$\hat{p}_i |v_i\rangle = (6\pi\gamma l_{\text{Pl}}^2 \sqrt{\Delta})^{\frac{2}{3}} \text{sgn}(v_i) |v_i|^{\frac{2}{3}} |v_i\rangle. \quad (2.12b)$$

On the other hand, the regularized triad operator, representing the inverse of p_i , takes the form:

$$\left[\frac{1}{\sqrt{|p_i|}} \right] |v_i\rangle = b(v_i) |v_i\rangle, \quad (2.13)$$

where

$$b(v_i) = \frac{3|v_i|^{1/3}}{2(6\pi\gamma l_{\text{Pl}}^2 \sqrt{\Delta})^{1/3}} \left| |v_i + 1|^{1/3} - |v_i - 1|^{1/3} \right|. \quad (2.14)$$

It is possible to see [22, 31] that, with a suitable choice of symmetric factor ordering, the Hamiltonian constraint attained for the Bianchi I model with this quantization approach (and with the lapse chosen equal to the unity) leaves invariant the superselection sectors formed by the states which have support only on (the product over the directions i of) semilattices of the form

$$\mathcal{L}_{\varepsilon_i}^{\pm} = \{\pm(\varepsilon_i + 2k), k = 0, 1, 2, \dots\}, \quad (2.15)$$

where ε_i can be any real number in the interval $(0, 2]$. Note that the states with a vanishing v_i decouple from these superselection sectors. In particular, this allows one to introduce the inverse of the operator (2.13) in each of those sectors. In turn, this enables one to make a change of densitization in the Hamiltonian constraint [21, 22, 31] which provides us, finally, with a quantum counterpart of the Bianchi I part of the constraint \mathcal{C}_G , introduced in Eq. (2.6b). This constraint is obtained by representing the classical quantities Θ_i by the operators:

$$\hat{\Theta}_i = -\frac{i}{4\sqrt{\Delta}} \left[\frac{1}{\sqrt{|p_i|}} \right]^{-\frac{1}{2}} \widehat{\sqrt{|p_i|} \hat{M}_i \sqrt{|p_i|}} \left[\frac{1}{\sqrt{|p_i|}} \right]^{-\frac{1}{2}} \quad (2.16)$$

with

$$\hat{M}_i = \left[(\hat{\mathcal{N}}_{2\bar{\mu}_i} - \hat{\mathcal{N}}_{-2\bar{\mu}_i}) \widehat{\text{sgn}(p_i)} + \widehat{\text{sgn}(p_i)} (\hat{\mathcal{N}}_{2\bar{\mu}_i} - \hat{\mathcal{N}}_{-2\bar{\mu}_i}) \right]. \quad (2.17)$$

Note that all these operators commute among themselves, and $\hat{\Theta}_i$ commutes with p_j for $i \neq j$.

2. The inhomogeneities

We next proceed to introduce and quantize the inhomogeneities of the system. This is achieved by constructing a symmetric Fock space \mathcal{F} , where the creation and annihilation variables $\{(a_m, a_m^*)\}$ for all the nonzero modes are promoted to creation and annihilation operators acting on the vacuum. This Fock quantization is the only one (up to equivalence) which respects the invariance of the vacuum under rigid rotations in θ and ensures that (after deparametrization) the field dynamics is unitarily implemented [36].

The n -particle states $|\{n_m\}\rangle := |\dots, n_{-m}, \dots, n_m, \dots\rangle$ provide an orthonormal basis for this Fock space. Here $n_m < \infty$ is the occupation number of the m -th mode, and it is assumed that only a finite set of these occupation numbers is different from zero.

Adopting normal ordering, the constraint C_θ given in Eq. (2.6a), which is the generator of rigid rotations, becomes the quantum operator

$$\hat{C}_\theta = \sum_{m=1}^{\infty} m (\hat{a}_m^\dagger \hat{a}_m - \hat{a}_{-m}^\dagger \hat{a}_{-m}). \quad (2.18)$$

The kernel of this operator is a proper Fock subspace.

In the total kinematical Hilbert space $\mathcal{H}_{\text{Kin}} \otimes \mathcal{F}$, we can follow the quantization procedure explained above and construct the quantum constraint representing (2.6b). This constraint is obtained by adopting normal ordering in the operator representation of the inhomogeneous contributions (2.7a) and (2.7b), and by substituting p_θ and Θ_i by their quantum counterparts (2.12b) and (2.16).

Finally, the physical Hilbert space of the system can be found, e.g., by realizing that one can identify solutions of the Hamiltonian constraint with initial data on the section of minimum value of v_θ , namely $v_\theta = \varepsilon_\theta$. The Hilbert structure in the space of initial data can be determined by imposing self-adjointness conditions on physical observables [22, 31]. Then, on the constructed Hilbert space, one can easily impose the remaining constraint C_θ , completing the quantization of the model.

III. EFFECTIVE GOWDY DYNAMICS

In this section we introduce the effective EOM that result from the hybrid quantization of the Gowdy spacetimes, and solve them in certain regimes of interest. This effective treatment is going to be classical, in the sense that we are going to define an effective classical (polymerized) Hamiltonian and the evolution of the relevant quantities is going to be provided by Hamilton-Jacobi equations. Even so, this Hamiltonian captures in fact relevant information about the modifications to General Relativity that are expected to mimic the (loop) quantum behavior of the system.

A. Equations of motion

Given the quantum treatment of the system presented in Sec. IIB, we now proceed with the construction of its effective description. We ignore all the state-dependent quantities, thus building only a first-order description. This amounts to replacing the basic operators, that is \hat{p}_i and $\mathcal{N}_{\pm\bar{\mu}_i}$ [see Eq. (2.12)], as well as \hat{a}_m and \hat{a}_m^\dagger , by their expectation values. This constitutes an approximation which should be valid for very sharply peaked states. To simplify the notation, we will further drop the brackets $\langle \cdot \rangle$ in the expectation values, denoting for example $\langle \hat{p}_i \rangle$ by p_i , and so on.

Furthermore, since we are interesting in solutions corresponding to macroscopic universes, we focus our attention on the regime $v_i \gg 1$, thus dropping the corrections resulting from the regularization (2.13). This procedure leads to a set of constraints of the same form as in Eqs. (2.6a), (2.7), and (2.8) where the terms Θ_i (that in the classical theory are equal to $c_i p_i$) take the polymerized form

$$\Theta_i \equiv p_i \frac{\sin(\bar{\mu}_i c_i)}{\bar{\mu}_i}, \quad (3.1)$$

where $\bar{\mu}_i = M/\sqrt{|p_i|}$ with $M = \sqrt{\Delta}$, according to Eq.

(2.10).

At this stage, it is worth recalling that our effective treatment encapsulates the properties of the quantum description from which it originates. It is thus based on the prescription of Refs. [25, 26] used to determine $\bar{\mu}_i$. One can however apply directly the techniques used here to the corrected prescription put forward in Ref. [13], resulting in an effective model whose relevant qualitative features (for our study) are in fact similar.

Let us now rewrite the Hamiltonian constraint in terms of the canonical pair

$$b_i = \frac{M c_i}{\sqrt{|p_i|}}, \quad v_i = \frac{2}{3M} p_i \sqrt{|p_i|}, \quad (3.2)$$

where $\{b_i, v_j\} = 8\pi\gamma G \delta_{ij}$ and v_i is related with the affine parameter v_i defined in Eq. (2.11) via a rescaling by a constant. It is then straightforward to see that Θ_δ and Θ_σ are the only terms in the Hamiltonian constraint that involve (b_δ, v_δ) and (b_σ, v_σ) , respectively; thus they are constants of motion. For the rest of variables, we obtain the effective EOM just by taking their Poisson brackets with the Hamiltonian constraint:

$$\dot{v}_\theta = \frac{24\pi G}{\gamma} (\Theta_\delta + \Theta_\sigma) v_\theta \cos b_\theta, \quad (3.3a)$$

$$\begin{aligned} \dot{b}_\theta = & -\frac{24\pi G}{\gamma} (\Theta_\delta + \Theta_\sigma) \sin b_\theta - \frac{16\pi G^2}{3\gamma} \left(\frac{2}{3M}\right)^{2/3} (\Theta_\delta + \Theta_\sigma)^2 \frac{\text{sgn}(v_\theta)}{|v_\theta|^{5/3}} H_{\text{int}}^\xi \\ & + \frac{512}{3} \pi^3 G^2 \gamma \left(\frac{3M}{2}\right)^{2/3} \frac{\text{sgn}(v_\theta)}{|v_\theta|^{1/3}} H_0^\xi, \end{aligned} \quad (3.3b)$$

$$\dot{a}_m = -32\pi^2 i G |m| \left(\frac{3M}{2}\right)^{2/3} v_\theta^{2/3} a_m - \frac{iG}{\gamma^2 |m| v_\theta^{2/3}} \left(\frac{2}{3M}\right)^{2/3} (\Theta_\delta + \Theta_\sigma)^2 (a_m + a_{-m}^*), \quad (3.3c)$$

$$\dot{v}_\delta = \frac{24\pi G}{\gamma} \left(\Theta_\theta + \Theta_\sigma - \left(\frac{2}{3M}\right)^{2/3} G (\Theta_\delta + \Theta_\sigma) \frac{H_{\text{int}}^\xi}{v_\theta^{2/3}} \right) v_\delta \cos b_\delta, \quad (3.3d)$$

$$\dot{b}_\delta = -\frac{24\pi G}{\gamma} \left(\Theta_\theta + \Theta_\sigma - \left(\frac{2}{3M}\right)^{2/3} G (\Theta_\delta + \Theta_\sigma) \frac{H_{\text{int}}^\xi}{v_\theta^{2/3}} \right) \sin b_\delta. \quad (3.3e)$$

The evolution equations for the conjugate pair (v_σ, b_σ) are equivalent to those of (v_δ, b_δ) ; one only has to make the replacements $(\delta \rightarrow \sigma, \sigma \rightarrow \delta)$. The equation for a_m^* is given by the complex conjugate of Eq. (3.3c). In order to recover the classical (noneffective) EOM, it suffices to realize that the dynamics dictated by the original classical constraint (2.8) is given by Eqs. (3.3) after replacing $\sin b_i$ with b_i and $\cos b_i$ with 1 (this can easily be checked by inspection). Remarkably, the form of the EOM for the inhomogeneities a_m is not changed by the effective

dynamics for each given value of the pair of constants of motion Θ_δ and Θ_σ , i.e., their form is exactly the same as in the genuine classical case.

At this point, it is helpful to inspect the coupling between the different equations. The EOM for the inhomogeneities and the variables $\{v_\theta, b_\theta\}$ form a system that is decoupled from the rest, since the variables in the homogeneous directions δ and σ only enter these equations through Θ_δ and Θ_σ . On the other hand, the equations for the variables corresponding to the coordinates δ and

σ are decoupled from each other, but coupled to the first system of equations through H_0^ξ , H_{int}^ξ , and v_θ . In Sec. VII we will make use of this fact to solve the system defined by $\{v_\theta, b_\theta, a_m\}$ by their own, and analyze in this way the behavior of the inhomogeneities in a passage through the bounce.

The system also admits another set of constants of motion [22], namely,

$$K_m \equiv a_m a_m^* - a_{-m} a_{-m}^*. \quad (3.4)$$

Quantum mechanically, each of them represents the difference between the number of particles in the modes m and $-m$. The conservation of these quantities follows from the decoupling of the modes with different value of $|m|$ in the dynamics and the conservation of the total field momentum, as required by the constraint

$$C_\theta \equiv \sum_{m=1}^{\infty} m K_m. \quad (3.5)$$

B. Asymptotic regime

One of the purposes of our analysis is to compare the properties of the universe in the distant future and past, regions where its evolution is expected (or at least hoped) to follow the standard classical trajectory. Therefore, with the aim at verifying this expectation, as well as to build suitable methods for the comparison at such distant epochs, it is useful to study the “low-curvature” limit of the EOM. This limit corresponds to small values of b_θ (for which the standard classical EOM are reproduced) and large v_θ (providing large volumes). In this limit, it is straightforward to solve Eq. (3.3a),

$$v_\theta = v_\theta(0) \exp \left\{ \frac{24\pi G}{\gamma} (\Theta_\delta + \Theta_\sigma) t \right\}, \quad (3.6)$$

where $v_\theta(0)$ is the value of v_θ at a time $t = 0$. Substituting this solution in Eq. (3.3c), we obtain the inhomogeneities:

$$a_m = c_m e^{-i\omega_m}, \quad (3.7)$$

where c_m is a complex integration constant and the phase ω_m depends on time through the variable v_θ ,

$$\omega_m \equiv \frac{2\pi\gamma|m|}{(\Theta_\delta + \Theta_\sigma)} \left(\frac{3M}{2} \right)^{2/3} v_\theta^{2/3}. \quad (3.8)$$

Introducing this solution into the definitions (2.7), we obtain the following asymptotic behaviors,

$$H_0^\xi = \sum_{m=-\infty}^{\infty} |m| |c_m|^2, \quad (3.9)$$

$$H_{\text{int}}^\xi = \sum_{m \neq 0} \frac{|c_m|}{|m|} \{ |c_m| + |c_{-m}| \cos(2\omega_m - \phi_m - \phi_{-m}) \},$$

where ϕ_m is the phase of the corresponding complex number c_m .

IV. BIANCHI I

As we have already explained, Bianchi I is a particular case of the considered Gowdy spacetimes. It can be described by the Hamiltonian constraint (2.8) with vanishing inhomogeneities a_m . Hence, the effective dynamics for Bianchi I is given by the evolution equations (3.3) with $H_0^\xi = H_{\text{int}}^\xi = 0$. In this case Θ_θ is also a constant of motion, which is determined by the Hamiltonian constraint:

$$\Theta_\theta = -\frac{\Theta_\sigma \Theta_\delta}{\Theta_\sigma + \Theta_\delta}. \quad (4.1)$$

The system becomes thus sufficiently simple as to solve the EOM analytically, namely,

$$v_i(t) = \frac{2}{3} \eta_i \Theta_i \cosh[\alpha_i(t - t_0) + k_i], \quad (4.2a)$$

$$b_i(t) = 2 \arctan \left[\tan \left(\frac{b_i(t_0)}{2} \right) e^{-\alpha_i(t-t_0)} \right], \quad (4.2b)$$

with the constants k_i satisfying $\cosh k_i = 1/|\sin b_i(t_0)|$, $\eta_i \equiv \text{sgn}[\sin b_i(t_0)]$ and

$$\alpha_i \equiv \frac{24\pi G}{\gamma} (\Theta_j + \Theta_k), \quad (i \neq j \neq k). \quad (4.3)$$

From these solutions, it is straightforward to see that bounces always occur, since the hyperbolic cosine has a minimum. Making use of the conserved quantities, it is easy to obtain the value of v_i at the bounce point:

$$v_i^{\text{bounce}} = \frac{2}{3} \eta_i \Theta_i. \quad (4.4)$$

V. ANALYSIS OF THE BOUNCE

In this section we focus our attention on the study of the bounce process. In particular, we address the following questions:

- (i) Does the bounce persist in the presence of inhomogeneities?
- (ii) If that is the case, then is it generic? Does it happen always or are there trajectories reaching $v_i = 0$, or at least entering the Thiemann-modified regime (where the quantum modifications to the inverse triad are important)?
- (iii) How does the presence of inhomogeneities affect the position of the bounce? If they happen to push the bounce point deeper towards the quantum regime (with respect to the analogous Bianchi I universe in vacuo), is there any lower bound on its position?

Surprisingly, answering these questions does not require solving the EOM or carrying out a detailed analysis of

the dynamical trajectories. On the contrary, a lot of information can be extracted just by studying the EOM, together with the Hamiltonian constraint, at the points where the necessary condition for the bounce is satisfied ($\dot{v}_i = 0$). These data are sufficient to define the reflective surfaces on phase space which can never be crossed by any dynamical trajectory. Whenever the dynamical trajectory hits such a surface, a bounce or recollapse necessarily occurs. In this way, the question of whether the points $v_i = 0$ can be reached boils down to the problem of elucidating whether one can find a trajectory leading to any of those points while avoiding the commented reflective surfaces.

A. Reflective surfaces

Let us start with the analysis of the bounce in the ‘‘homogeneous’’ directions δ and σ . In this case, an inspection of the EOM provides the answer almost straightforwardly. Indeed, the evolution equation for v_δ (3.3d) implies that, at the reflection point ($\dot{v}_\delta = 0$), the function $\cos b_\delta$ vanishes. Applying this to the constant of motion (3.1) and comparing with the homogeneous result (4.4) (for $i = \delta, \sigma$), we immediately conclude that the value of v_i at the bounce is exactly the same as the value for its homogeneous counterpart (that is, the Bianchi I solution with identical values of the constants of motion Θ_δ and Θ_σ).

This type of analysis is considerably more involved for the inhomogeneous direction θ . The value of v_θ at which the bounce occurs can be determined as the largest (positive) root of the Hamiltonian constraint, treated as a function of v_θ , upon imposing the condition $\sin(b_\theta) \in \{\pm 1\}$. Indeed, setting this condition in the constraint (2.8) [with Θ_i expressed via Eq. (3.1)], and taking its square we get

$$\frac{9}{4}(\Theta_\delta + \Theta_\sigma)^2 v_\theta^2 = (F(v_\theta) - \Theta_\delta \Theta_\sigma)^2, \quad (5.1)$$

where the function $F(v_\theta)$ is

$$F(v_\theta) \equiv 16\pi^2 \gamma^2 G \left(\frac{3M}{2} \right)^{2/3} v_\theta^{2/3} H_0^\xi + \frac{G}{2} (\Theta_\delta + \Theta_\sigma)^2 \left(\frac{2}{3M} \right)^{2/3} \frac{H_{\text{int}}^\xi}{v_\theta^{2/3}} \quad (5.2)$$

and contains all the dependency on the inhomogeneities.

Given a dynamical trajectory, the variables H_0^ξ and H_{int}^ξ are nontrivial functions of v_θ . However one can assign to each trajectory the values of H_0^ξ and H_{int}^ξ at the bounce point. Then, on the family of all the dynamical trajectories we can introduce classes of equivalence, where all the trajectories with the same values of H_0^ξ and H_{int}^ξ at the (first, if multiple are possible) bounce are identified as one class. The parameter space of all

these classes, coordinatized in particular by H_0^ξ and H_{int}^ξ , is finite dimensional. On this space, the value of v_θ at the bounce will be given by the largest root of Eq. (5.1). These solutions form precisely the reflective surfaces that we have mentioned above.

For the homogeneous case of Bianchi I, the function F vanishes and we can solve Eq. (5.1) analytically, obtaining the result that we already know [Eq. (4.4) for $i = \theta$]. In the most general situation, multiplying Eq. (5.1) by $v_\theta^{4/3}$ we get a fifth order polynomial P for the variable $v_\theta^{2/3}$, whose roots need to be found numerically. Before embarking on this task, however, we note that we can obtain interesting qualitative results analytically.

We first point out that there are two regions of clearly different qualitative behavior, depending on whether the function $F(v_\theta)$ increases or decreases the value of the right-hand side of Eq. (5.1). Since F is positive definite, this depends only on the sign of the product $\Theta_\delta \Theta_\sigma$.

If it is negative, then the bounce (reflection) point is always higher than in the analogous homogeneous case. In particular, this result ensures that the bounce occurs before entering the region of small v_θ , where our approximation may not be valid.

On the other hand, if $\Theta_\delta \Theta_\sigma$ is positive, the two terms on the right-hand side of Eq. (5.1) compete, and the analysis is more complicated. In order to answer the questions posed at the beginning of this section we have to analyze in detail the behavior of the roots of that equation. As an illustration, in Fig. 1 we plot all the positive roots for two particular cases (the negative roots are obtained from the positive ones just by a flip of sign). As we will see below in more detail, the structure of the roots has always this form.

Let us first coordinatize the space of equivalence classes of trajectories via the following reparametrization of variables,

$$\begin{aligned} |\Theta_\delta| &\equiv \frac{3v_h}{2\beta}, & |\Theta_\sigma| &\equiv \frac{3v_h}{2(1-\beta)}, & \beta &\in [0, 1], \\ H_{\text{int}}^\xi &\equiv \alpha H_0^\xi, & \alpha &\in [0, 2], \end{aligned} \quad (5.3)$$

where $v_h = 2|\Theta_\theta|/3$ is the position of the bounce –in absolute value– for the analogous Bianchi I universe in the θ direction [see Eq. (4.4)], and β is a measure of the asymmetry between the two homogeneous directions. The values $\beta = 0, 1$ correspond to the degenerated cases when one of the homogeneous directions is suppressed or expanded to infinity. The bounds on α , on the other hand, are easily obtained from the definitions (2.7a) and (2.7b) (taking into account that the mode number m is always greater or equal than the unity). The introduced choice of parameters simplifies the analysis considerably, because the only noncompact coordinates are now v_h and H_0^ξ .

To arrive to conclusive results, one needs to explore the entire space coordinatized as above, something that can be done only numerically. Some analytical results can be

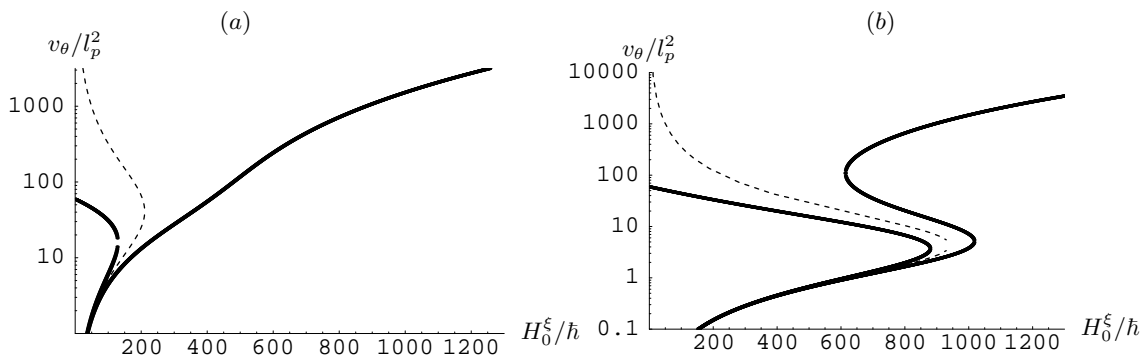


FIG. 1. In this plot, we show all positive roots of Eq. (5.1) in a logarithmic scale for the particular values $\Theta_\delta = 800l_p^2$ and $\Theta_\sigma = 100l_p^2$. In (a) $\alpha = 0.01$, whereas in (b) $\alpha = 5 \times 10^{-4}$. The dashed line corresponds to the section $F = \Theta_\delta \Theta_\sigma$.

however obtained in two asymptotic regions: when H_0^ξ is very small and when it is very large.

Suppose first that the inhomogeneities are small, that is, $H_0^\xi \ll 1$. Then, we can neglect terms that are quadratic in H_0^ξ in the polynomial (5.1). This leaves us with a fifth order polynomial in $v_\theta^{2/3}$ without free term. In this way, we obtain one root $v_\theta = 0$ and the remaining (reduced) polynomial is quartic, so that we can find its roots via analytic methods. Apart from the zero, we obtain two complex and two real roots, out of which, given the reality of $v_\theta^{2/3}$, only the latter two are relevant. We expand them as a power series in H_0^ξ . As a result, we see that one of them is zero up to order $(H_0^\xi)^2$ and the other, which is the actual bounce point, is a little bit smaller than the position of the homogeneous bounce:

$$v_\theta^{\text{bounce}} = v_h - 16\pi^2 G \gamma^2 \left(\frac{3M}{2}\right)^{2/3} \frac{v_h^{5/3}}{\Theta_\delta \Theta_\sigma} H_0^\xi - 2G \left(\frac{2}{3M}\right)^{2/3} \frac{\Theta_\delta \Theta_\sigma}{9v_h^{5/3}} \alpha H_0^\xi + O\left[\left(H_0^\xi\right)^2\right]. \quad (5.4)$$

Note that this limit of small H_0^ξ is equivalent to the case of large $\Theta_\delta \Theta_\sigma$.

In the other region, i.e., for very large H_0^ξ , it is easy to see that the only root of the equation tends to

$$v_\theta^{\text{bounce}} \approx \frac{2M^2}{3} \left(\frac{16\pi^2 \gamma^2 G}{\Theta_\delta + \Theta_\sigma}\right)^3 \left(H_0^\xi\right)^3. \quad (5.5)$$

Returning to the general situation, the polynomial P can be understood as a second order polynomial in H_0^ξ . Finding its roots provides the values of H_0^ξ for which the bounce occurs at a given value of v_θ . These roots can be found analytically:

$$H_0^\xi = \frac{3v_\theta^{2/3}}{Y} (v_h \pm v_\theta), \quad (5.6)$$

where we have defined

$$Y := \left(\frac{2}{3M}\right)^{2/3} \alpha G (\Theta_\delta + \Theta_\sigma) + \left(\frac{3M}{2}\right)^{2/3} \frac{32\pi^2 \gamma^2 G v_\theta^{4/3}}{\Theta_\delta + \Theta_\sigma}.$$

It follows that there are two positive roots for $v_\theta < v_h$ and one positive root for $v_\theta > v_h$. Furthermore, for large v_θ the sole positive root is proportional to $v_\theta^{1/3}$, as we have already shown via the asymptotic analysis (5.5).

Combining all these results, we get full information about the number of real positive roots of Eq. (5.1) that exist in different regimes. As shown in Fig. 1, one branch of roots starts at v_h and decreases monotonously till it turns around onto the branch of roots coming from zero. The sign of $\partial v_\theta / \partial H_0^\xi$ can be determined analytically in the following way. The derivative itself is given as the derivative of the implicit function $P(v_\theta, H_0^\xi) = 0$,

$$\frac{dv_\theta}{dH_0^\xi} = -\frac{\partial P}{\partial H_0^\xi} / \frac{\partial P}{\partial v_\theta}, \quad (5.7)$$

and vanishes only when $\partial P / \partial H_0^\xi = 0$. Substituting this condition into $P(v_\theta) = 0$ we obtain $v_\theta = 0$ as the only solution. As a consequence, in the region $v_\theta > 0$ the derivative dv_θ / dH_0^ξ cannot change sign within each branch of roots. Therefore [and taking into account Eq. (5.4)], the branch starting from v_h at $H_0^\xi = 0$ is always strictly decreasing with H_0^ξ .

By the very same method one can also prove that the line $F(v_\theta) = \Theta_\delta \Theta_\sigma$ [with F given in Eq. (5.2)] never intersects any of the roots of Eq. (5.1) outside the point $H_0^\xi = 0, v_\theta = 0$.

B. Minimum bounce point

In the previous subsection we gathered sufficient data to characterize the reflective surfaces on phase space. In particular, in the case $\Theta_\delta \Theta_\sigma < 0$, we proved that the bounce point is always larger than its homogeneous counterpart. On the other hand, for $\Theta_\delta \Theta_\sigma > 0$, and identifying in the same equivalence class all the dynamical trajectories with identical values of H_0^ξ and H_{int}^ξ at the (candidate) bounce point, we showed that the problem of finding a lower bound for the bounce can be recast as

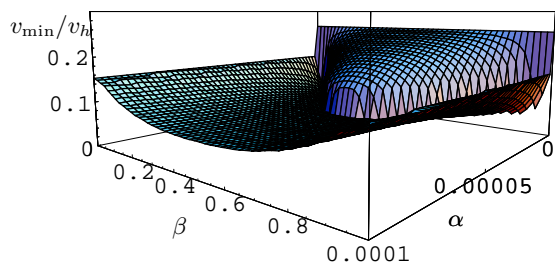


FIG. 2. The ratio between the minimal root and the value of the fixed homogeneous bounce $v_h = 10^5$ in terms of α and β .

that of determining the infimum of the largest real solution to Eq. (5.1). Now, have this largest solution been a continuous function of H_0^ξ and H_{int}^ξ , its infimum would have provided exactly the lower bound on the bounce position for the dynamical trajectories. However, the function presents a discontinuity, a fact which complicates the situation.

Fortunately, an extensive numerical analysis (described in detail in Sec. VI) shows that, on any given dynamical trajectory, the relative change of H_0^ξ is quite small. As a consequence, the trajectories can be approximated by vertical lines on the plane $H_0^\xi - v_\theta$. Moreover, the roots of Eq. (5.1) change slowly with H_{int}^ξ . In this situation, a lower bound on the position of the (first) bounce (if multiple bounces are possible) for fixed v_h and β is indeed given by the corresponding infimum of the largest solution to Eq. (5.1). Owing to our approximations, nonetheless, the equality between the former bound and this infimum is also approximate only. However, it is not necessary to determine the bound exactly. Its order of magnitude is enough to establish the kind of qualitative results we are interested in (furthermore, our result will be checked in Sec. VII B by performing a numerical analysis of large populations of dynamical trajectories).

As we have seen, for small H_0^ξ the bounce point is smaller than its homogeneous counterpart, and this value decreases with H_0^ξ . This provides the largest root of Eq. (5.1) until the number of positive roots changes. Beyond this discontinuity, the new largest root belongs to the branch that starts at zero for vanishing H_0^ξ (as can be checked in Fig. 1), and becomes an increasing function of the inhomogeneities H_0^ξ . Therefore, the reflecting boundary exists for all values of H_0^ξ , and the infimum of the desired function occurs exactly at the commented discontinuity. We accordingly adapt our search methods to these considerations.

On a general level, the discussion reduces to study the function v_B/v_h , where v_B is the largest root of Eq. (5.1) for fixed parameters ($H_0^\xi, \alpha, \beta, v_h$). The problem is split into several steps as follows. First we fix the values of all the parameters except H_0^ξ and find the minimum (or rather infimum, because it happens at a discontinuity) of v_B/v_h with respect to H_0^ξ , which we call v_{min} . Next we

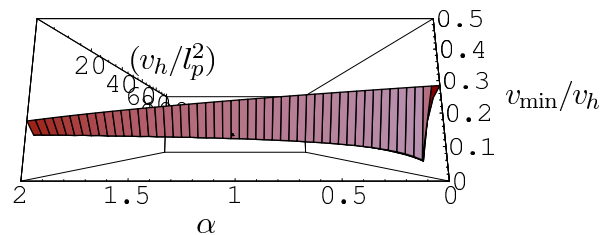
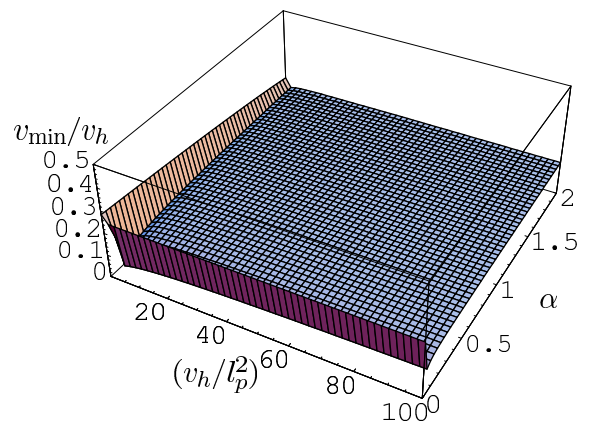
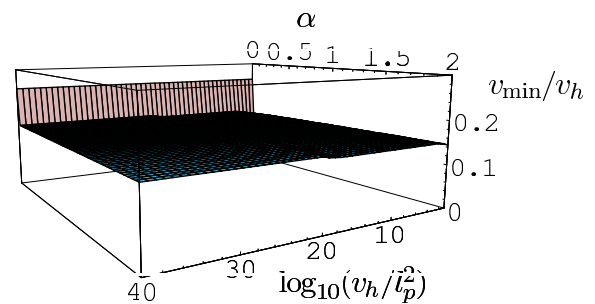


FIG. 3. The ratio v_{min}/v_h for a fixed value of $\beta = 0.5$. In the first plot, v_h appears in a logarithmic scale, but in a linear scale in the others. The second and third plots are in fact the same, only the perspective is modified.

analyze the properties of $v_{\text{min}}(\alpha, \beta, v_h)$. Since this analysis must be performed numerically, we choose natural units with $G = 1$ and $l_p = 1$, whereas for the Immirzi parameter we take the value deduced from the computation of black hole entropy [37], i.e., $\gamma = 0.23753295\dots$

In order to find the value of H_0^ξ at which v_{min} is attained, we first note that it must be smaller than H_0^* , which is defined as the maximum value of H_0^ξ allowed by the implicit function

$$F(v_\theta, H_0^\xi) = \Theta_\delta \Theta_\sigma \quad (5.8)$$

for positive v_θ . This can be clearly seen in Fig. 1 (see also the discussion at the end of Sec. V A for more precise conclusions). Therefore, to find v_{min} it is enough to explore numerically the interval $H_0^\xi \in [0, H_0^*]$.

This numerical analysis was performed in the following way. The domain $H_0^\xi \in [0, H_0^*]$ was divided in 1000 uni-

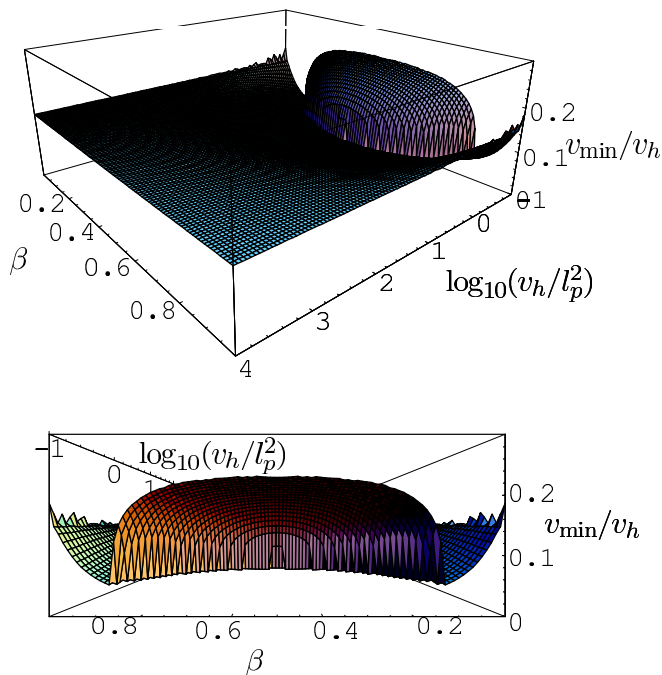


FIG. 4. The minimum bounce point v_{\min} divided by its homogeneous counterpart v_h for a fixed value of $\alpha = 0.1$.

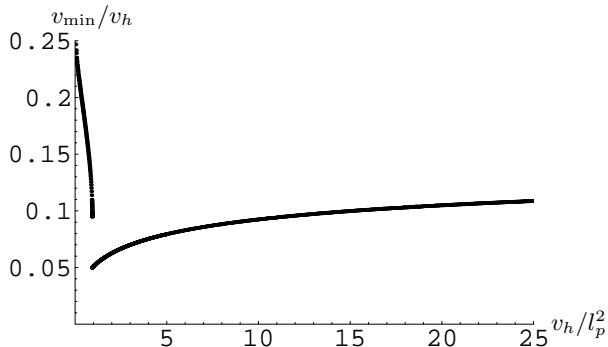


FIG. 5. The ratio v_{\min}/v_h for fixed values of $\alpha = 0.1$ and $\beta = 0.5$. This is a section of the previous plots which shows the infimum of $v_{\min} \approx 0.05v_h$.

form intervals and the largest root of Eq. (5.1) was found at each point $nH_0^\xi/1000$, for $n = 0, \dots, 1000$. The minimum of those roots was chosen, with its corresponding value of $H_0^\xi \equiv H_0^{\min}$, and the study was then repeated in the interval $[H_0^{\min} - H_0^*/1000, H_0^{\min} + H_0^*/1000]$. In Figs. 2, 4, 3, and 5 we show the behavior of the function $v_{\min}(\alpha, \beta, v_h)/v_h$ with respect to the different parameters. In each plot, one of the three parameters (α, β, v_h) is fixed.

The main result found is that the value of the minimum bounce point is bounded from below by $v_{\min} \approx 0.05v_h$, as it is evident from Fig. 5. This bound is approached at values of α and v_h that are small. In fact for large v_h and/or α , the ratio v_{\min}/v_h tends to a number close

to 0.15. In conclusion, we have shown for the inhomogeneous case that v_θ at the bounce is always larger than a 5% of its homogeneous counterpart, or in other words, it is never two or more orders of magnitude smaller.

Let us emphasize that the analysis performed in this section does not actually solve the EOM. Instead, we only provided reflective boundaries on phase space. Nonetheless, since these boundaries are discontinuous, we can not exclude that a dynamical trajectory may slip between different branches of roots and reach the singularity $v_\theta = 0$ in that way. However, this possibility would require an extreme fine tuning. Furthermore, it is worth noting that such a possibility would require that the value of H_0^ξ on the trajectory decay to zero in the evolution. This implies that, in any case, the system would need to homogenize itself in order to reach $v_\theta = 0$. This behavior might then be interpreted as a particular realization of the BKL conjecture [38], restricted to the case of the Gowdy spacetime investigated in this article.

Moreover, the above situation is possible only on trajectories for which all constants of motion K_m [defined in Eq. (3.4)] vanish. An example of a near-critical dynamical trajectory of the system can be found in Fig. 7, where the initial data are chosen so that the bounce happens near the discontinuity in the largest root of Eq. (5.1). In this case, the system bounces and recollapses back and forth several times before escaping to the region of asymptotically large v_θ .

VI. NUMERICAL STUDY OF THE DYNAMICS: THE BOUNCE

Despite the fact that a lot of information about the system can be extracted just from the Hamiltonian constraint and the EOM without integrating them, a full answer to most of the questions posed at the beginning of this paper requires the numerical determination of the dynamical trajectories. In this section we present the numerical techniques that we have used to solve the EOM, and display and discuss explicit examples of solutions. Here, we focus our attention on the behavior of the homogeneous variables (namely v_i). The analysis of the behavior of the inhomogeneity modes is postponed to the next section, since it requires more specific methods.

Let us start with the initial value problem formulation and the description of the integration method.

A. The initial value formulation

The analysis of the asymptotic behavior of the solutions of Sec. IIIB revealed that, in the large volume regime, each of the inhomogeneities a_m becomes an oscillating function of constant amplitude, with a time-dependent frequency that is proportional to $v_\theta^{2/3}$ (3.7). Since one enters that regime when the solutions to Eq.

(3.3) are constructed, these oscillations require elaborated integration methods, forcing one to refine the integration step and increasing the computational time significantly. To avoid this difficulty, we implement two changes in the formulation of the system. First, we change the time t to a new time t' defined as,

$$\frac{d}{dt'} \equiv \frac{1}{|v_\theta|^{2/3}} \frac{d}{dt}. \quad (6.1)$$

In practical terms, this is easily done by dividing the right-hand side of Eqs. (3.3) by $|v_\theta|^{2/3}$. With the new choice of time the asymptotic behavior of the inhomogeneity modes takes the following form:

$$a_m = c_m e^{-i\tilde{\omega}_m t'}, \quad (6.2)$$

where the frequency $\tilde{\omega}_m$ is

$$\tilde{\omega}_m \equiv 32\pi^2 G |m| \left(\frac{3M}{2} \right)^{2/3}. \quad (6.3)$$

This frequency depends on the absolute value of m but not on time. As a result, now each inhomogeneity mode oscillates with a constant frequency.

Next, it is convenient to introduce a change of variables from $a_m(t')$ to $c_m(t') := a_m(t') e^{i\tilde{\omega}_m t'}$. The asymptotic relation (6.2) implies then that the new variables $c_m(t')$ approach asymptotically the constants c_m . This allows one to significantly improve the efficiency of the numerical integration, because the oscillatory behavior is removed in the regime of large v , permitting one to adopt larger integration steps there.

As we explained in Sec. II, the system of equations that we want to solve numerically has several conserved quantities: the Hamiltonian and momentum constraints [(2.8) and (3.5) respectively], the constants K_m [given in Eq. (3.4)], Θ_δ , and Θ_σ . In principle, one can solve the constraints they impose on the system, decreasing in this way the number of variables. Here, however, we use a free-evolution scheme and employ the conservation of these constants of motion as a (quantitative) test on the correctness of our numerical method. Therefore, the equations that we want to integrate numerically are those for the variables $\{v_i, b_i\}$ [(3.3a-3.3b) and (3.3d-3.3e)] in terms of the new time variable t' . In addition, the equations (3.3c) are replaced with the evolution equations of the new inhomogeneous variables c_m , which are

$$\begin{aligned} \frac{dc_m}{dt'} = & -\frac{iG}{\gamma^2 |m| |v_\theta|^{4/3}} \left(\frac{2}{3M} \right)^{2/3} \\ & \times (\Theta_\delta + \Theta_\sigma)^2 \left(c_m + c_{-m}^* e^{2i\tilde{\omega} t'} \right). \end{aligned} \quad (6.4)$$

To compare the solutions of these effective equations with their counterpart in General Relativity, we also need to solve the classical EOM of our Gowdy spacetimes. In practice, these can be obtained from the effective equations introduced above just by making the transformations $\{\sin b_i \rightarrow b_i, \cos b_i \rightarrow 1\}$ (see the discussion in Sec. III A for the validity of this method).

As initial conditions for our simulations, we select data corresponding to classical universes. In particular, we always start the simulation at large values of the variables v_i and small values of the variables b_i . The crucial factor responsible for the variety of studied solutions is found in the initial conditions for the inhomogeneity modes. On the one hand, different cases come from a different number of excited modes. On the other hand, the amplitude of the modes can also vary from case to case.

The constraints (2.8) and (3.5) must be satisfied, in particular, on the initial slice; hence they must be taken into account in the construction of admissible sets of initial data. The exact construction is as follows. First, we build data with just n excited modes, that is, the only nonvanishing modes c_m are those with $|m| \leq n$, for some fixed number n . Except for $\text{Im}(c_n)$, the values of all the initial data c_m are constructed via a random number generator, with a probability density function given by a Gaussian of vanishing mean value. Finally, we obtain the remaining piece of data, $\text{Im}(c_n)$, by solving the momentum constraint (3.5).

The amplitudes of these modes are of the order of the standard deviation of the probability distribution function, which is the remaining freedom in the construction. We exploit this freedom, changing this deviation in several ways (see Appendix A for details) in order to check the robustness of the result. With the same aim, in some simulations we actually use the flat distribution instead of the Gaussian one, but this choice does not lead to any relevant difference in the results.

Given the initial data for the inhomogeneities obtained in this manner, we next fix the remaining free parameters: (v_δ, b_δ) , (v_σ, b_σ) , and v_θ . The initial value of the remaining variable b_θ is then determined by the Hamiltonian constraint (2.8).

It is important to recall that we are interested only in initial data which provide universes in the classical evolution regime. Therefore, after constructing the data, we have to verify that $v_i b_i \simeq v_i \sin b_i$ for all directions i , up to the desired accuracy (this is a condition additional to the ones discussed above).

Since the universe bounces in the effective trajectory, in order to compare it with its classical counterpart we have to solve the classical EOM for two cases. Namely, the case with the same initial data and the case where those data are provided by the effective trajectory at large distant times in the future. This latter case gives a good approximation to the classical universe that the effective trajectory approaches after the bounce. These two classical universes are related by a flip of sign in the quantities Θ_δ and Θ_σ .

Once the initial data are selected, the system of EOM is integrated via the built-in *Mathematica* adaptive function `NDSolve`, which by default uses an Adams method and a Gear backward difference method, switching dynamically between them [39]. For our simulations, specifically, we set the error control options to `AccuracyGoal` \rightarrow 10, `PrecisionGoal` \rightarrow 12, and `WorkingPrecision` \rightarrow 25.

Since only a finite number of modes has been excited initially and the linear equations (6.4) are homogeneous within each set of modes with identical values of $|m|$, only a finite number of EOM needs to be integrated.

Let us end this subsection with a remark. In order to overcome technical difficulties (infinite number of EOM) only a finite number of modes has been allowed to be excited. One could then argue that the system has been effectively truncated to one with only a finite number of degrees of freedom, and thus its behavior might be significantly different from its field-like counterpart. Even so, and at least from our effective perspective, both systems (the truncated one and the infinite dimensional system) should behave similarly. This is supported by the following argument. Since the value of H_0^ξ provided on the initial section is finite, the series (2.7a) which defines it must converge at least near the initial time. This implies that there exists a finite positive integer l such that $|a_m| > |a_{m+1}|$ for all $|m| \geq l$. On the other hand, the form of the EOM ensures that the growth of each individual mode cannot be faster than exponential. Hence the quantities H_0^ξ and H_{int}^ξ may diverge only if the amount of the relative change of $|a_m|$ across the bounce increases sufficiently fast with $|m|$. However, as we will show in Sec. VII B, statistically there is no detectable evidence that this change depends on the value of $|m|$ at all.

Furthermore, the inhomogeneities interact only within pairs $(m, -m)$, and their amplitude can be “pumped up” only through the backreaction of the homogeneous background. As we will see in Sec. VII, this process occurs only near the bounce and does not depend on the number of excited modes (as the EOM for the homogeneous variables involve only the total energies H_0^ξ and H_{int}^ξ). As a consequence, one can extrapolate the commented results about the dependence of the amplification on $|m|$ to the case of an infinite number of modes. This indicates that a change in the mode energy distribution that is sufficiently strong as to destroy the convergence of H_0^ξ occurs with vanishing probability. Therefore, the contribution to the system dynamics of all the modes with $|m|$ larger than a certain threshold ought to be negligible.

B. The dynamical bounce

As a way to present the results of the numerical analysis of the dynamical trajectories, let us give an example of a typical solution and discuss its behavior.

In Fig. 6 we show a generic example of regular evolution in a logarithmic plot on the (v_θ, v_δ) and (v_θ, v_σ) planes of phase space. This specific plot represents a system with five modes. The Gaussian width σ of the random number generator that provides us with the initial conditions for the inhomogeneities has been chosen equal to 10^{-1} , and leads to the approximated values $H_0^\xi \approx 0.3846\hbar$ and $H_{\text{int}}^\xi \approx 0.02719\hbar$ (this makes $\alpha \approx 0.0707$). We observe that the effective trajectory,

represented by a black (continuous) line, asymptotically connects two different classical trajectories. Namely, the effective trajectory converges to two distinct classical ones in its distant past and future, respectively. As we have already mentioned, these two classical trajectories are related by a flip of sign in Θ_δ and Θ_σ which, for this particular example, take the values $\Theta_\delta = 300l_p^2$ and $\Theta_\sigma = 100l_p^2$. The evolution begins at $v_\theta = 10^6 l_p^2$, $v_\delta = 10^4 l_p^2$, and $v_\sigma = 10^4 l_p^2$. In the (v_θ, v_δ) plane, the effective trajectory follows a classical one corresponding to a contracting universe almost until a bounce in v_θ happens. Near this bounce, the solution departs from the classical (diverging) trajectory and, very quickly after v_δ bounces, approaches the new expanding classical trajectory.

The numerical simulations have been performed for various values of the inhomogeneities, with data generated by a Gaussian random number generator of changing width. This leads to a population of different trajectories in phase space, for which the behavior of the bounce agrees with the results of the analysis of Sec. V. With exception of the near-critical trajectories, the behavior is qualitatively the same as described for the example presented in Fig. 6.

To complete the analysis of this section, let us consider now a near-critical solution. An example of such a kind of solution is shown in Fig. 7. In that particular simulation, we have chosen initial data with $K_m = 0$, a necessary condition for the system to be potentially able to reach the singularity. The plot shows a zoom of the dynamical trajectory, presenting the variation of H_0^ξ in terms of v_θ near the mentioned point. During the evolution, the system becomes trapped between the two “leaves” of the reflective surface. It then repeatedly bounces and recollapses, upon hitting the lower and upper leaves corresponding to the different branches of roots of Eq. (5.1). After several of these cycles, the system is finally able to escape from this region to the sector of classical regime. It is extremely difficult to say something general and precise about the evolution of the system near this “throat”, formed by the distinct branches of roots. Actually, this evolution is highly sensitive even to very small changes of the mean value of the inhomogeneities during the bounce. In principle, the possibility exists that the trajectory may even go all the way “down the throat” and reach the singularity in an infinite sequence of bounces and recollapses. However, such critical trajectories require a fine tuning of parameters; thus (apart from being unphysical due to the own limitations of the effective treatment) they should be disregarded based on statistical considerations.

VII. NUMERICAL STUDY OF THE DYNAMICS: THE INHOMOGENEITIES

Once we have established that the bounce persists, it is natural to ask how the structure of the inhomogeneities

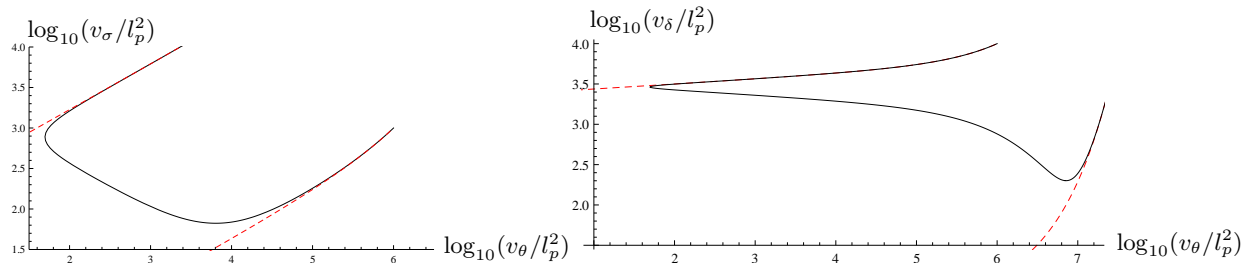


FIG. 6. The black (continuous) curves are dynamical effective trajectories which, after bouncing in all the three directions, converge to the classical trajectories displayed in (dashed) red. The initial data are $v_\theta = 10^6 l_p^2$, $v_\delta = 10^4 l_p^2$, and $v_\sigma = 10^4 l_p^2$, with constants of motion $\Theta_\delta = 300 l_p^2$ and $\Theta_\sigma = 100 l_p^2$. Only five inhomogeneity modes have been excited. In order to obtain initial conditions for those inhomogeneities, the width of the Gaussian random number generator has been chosen to be 10^{-1} . This has led to the initial values $H_\delta^\xi \approx 0.3846\hbar$ and $H_{\text{int}} \approx 0.02719\hbar$ ($\alpha \approx 0.0707$). The two classical trajectories are related by a flip of sign in the constants Θ_δ and Θ_σ .

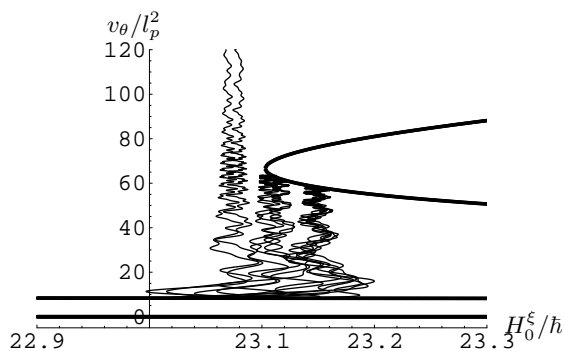


FIG. 7. An example of the near-critical behavior of the evolution near the throat formed by different branches of roots. The system bounces and recollapses several times before going back to the region with large values of v_θ .

changes across it. This section explores this issue. In particular, we will focus our discussion on the amplitudes $|a_m|$ of the different inhomogeneity modes, since these quantities contain physical information about the energy of those gravitational waves modes.

A. General description

Let us first study the behavior of the amplitude of a single inhomogeneity mode. A typical dynamical trajectory is displayed in Fig. 8, the evolution being represented with respect to v_θ . As one can see, before and after the bounce (in v_θ) the trajectory of $|a_m|$ describes sinusoidal oscillations about a constant (conserved) mean value. The amplitude of these oscillations behaves like $v_\theta^{-\epsilon}$ for certain positive number ϵ . In particular, for large values of v_θ , $|a_m|$ tends to a constant value $|c_m|$, as proves the asymptotic solution (3.7). On the other hand, the amplitude of the oscillations is amplified as the trajectory approaches the bounce, reaching the maximum there. At that point, the oscillatory behavior is interrupted temporarily. This may result in a change of the mean value of the considered mode. In particu-

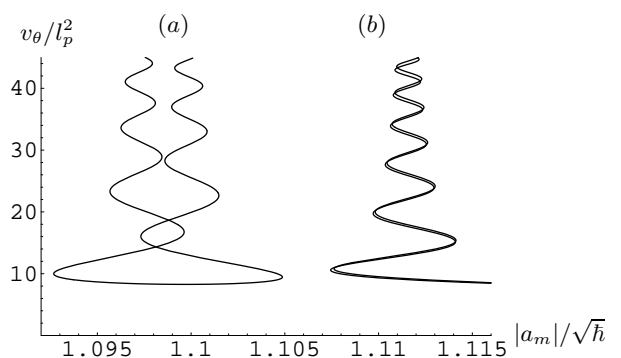


FIG. 8. Typical evolution of the amplitude $|a_m|$ of two modes of the inhomogeneities. During the evolution, away from the bounce, its mean value (obtained by subtracting the oscillations) is conserved. However, we see two distinct types of behavior for the change of this mean value trough the bounce in v_θ . In case (a), the mean value changes by an amount which is almost one amplitude of the oscillations, whereas it remains practically unchanged in case (b).

lar, Fig. 8 shows the two different possible behaviors of the modes when crossing the bounce. In this example, the mean value increases in one case by a full amplitude of the oscillations, whereas in the other case the mode traces back its pre-bounce trajectory almost perfectly after the bounce, and thus its mean value is approximately preserved.

In order to understand the physical consequences of these different behaviors, we have integrated the evolution for a set of initial data where only the phase of a given mode is allowed to vary, namely, by a phase shift φ . We have then measured the change of the mean value of this mode after the bounce, treated as a function of the phase shift. Technically, the mean value has been identified with the value at the point where the second derivative of the mode amplitude $|a_m|$ vanishes.

This study again reveals two distinct types of behavior, presented in Fig. 9. In the first case, that corresponds to the situation where the oscillations of $|a_m|$ near the bounce are small in comparison to its mean value, the

change in this mean value is antisymmetric under a rotation of the initial phase shift, $\varphi \rightarrow \varphi + \pi$. Hence, for large samples, the mean value of the amplitude of the inhomogeneities, and thus of H_0^ξ , is conserved through the bounce. The second case corresponds to the opposite situation. The sinusoidal function is antisymmetric around certain positive axis; thus it has a positive integral. This implies that, in this case, the inhomogeneities are statistically amplified. We will further investigate this effect in the next section, carrying out a systematic statistical analysis.

B. Statistical analysis of the energy distribution

In modern cosmology, a great deal of attention is paid to the analysis of the energy distribution of the inhomogeneities, with the phases of the modes being often ignored because, essentially, they do not affect the observations. Furthermore, in the class of cosmological models considered here, those phases influence the universe dynamics only through the quantity H_{int}^ξ , which is suppressed with respect to H_0^ξ (which does not depend on the phases) by a factor $v_\theta^{2/3}$. As a consequence, in the far future and past, where the universe is in a classical regime, their effect is negligible.

One has to recall that they are still part of the initial data (see Sec. VIA), so they are necessary to determine the dynamical trajectory in a unique way. However, it is natural to ask what can be said about the evolution once they are ignored. In particular, given data in the distant past determining the energies of the gravitational wave modes (encoded just in $|a_m|$), one can ask about their value and properties in the distant future. Since we are neglecting part of the initial data, the nature of the analysis and of the results necessarily becomes statistical.

With this motivation in mind, in this section we are going to analyze the statistically averaged change of energy of the individual modes during the transition from the distant past to the distant future. This is a basic piece of information, necessary to assess the changes in the energy distributions.

To achieve this goal, we employ a Monte-Carlo analysis, that is, we carry out a large number of numerical integrations of the system using different random initial data in order to cover a portion of phase space as large as possible. Since the statistical behavior has proven not to depend on the number of excited modes (as one can check by inspection), we have performed the bulk of the simulations just for the case in which only the first five modes are excited, i.e., we assume $a_m = 0$ for all $|m| > 5$. The results of these simulations, nonetheless, have been verified on much smaller samples of data but with already twenty modes excited.

In addition, to ensure the robustness of the results, the simulations have been performed for six different forms of the energy distributions. For each individual trajec-

tory, the construction of the set of initial data has been specified along the lines explained in Sec. VIA. In more detail:

- The value of the constants of motion Θ_δ and Θ_σ have been given in terms of the partly compactified coordinates v_h and β , as defined in Eq. (5.3), and whose values have been chosen by a random number generator with flat distribution. In particular, the value of the anisotropy factor β has been selected from the interval $[0.1, 0.9]$ to exclude the uninteresting near-degenerate cases from the analysis. The value of v_h has been chosen as the exponential of a number (again provided by a random number generator of flat distribution) from certain interval. This interval depends on the data set (see the specification of the inhomogeneities below) and is equal to: $[0, \log 10^9]$ for cases (i)-(iv), and $[0, \log 10^5]$ for (v)-(vi).

- The initial values of the inhomogeneities [all but $\text{Im}(a_5)$, which is determined by the diffeomorphism constraint] have been obtained (real and imaginary part separately) using a random number generator with a Gaussian distribution of vanishing mean value. The width σ of this Gaussian has been selected with the use of six different algorithms, which in fact define our data sets. For each of these algorithms, σ has been specified as follows: (i) σ is a random number (again with flat distribution) from the interval $[0, 1000]$, (ii) $\sigma = 100$, (iii) $\sigma = 0.1v_h^{2/3}$, (iv) $\sigma = 0.5v_h^{2/3}$, (v) $\sigma = 2v_h^{2/3}$, and (vi) $\sigma = v_h$.

- Given the above data, we have solved Eq. (5.1) to estimate the bounce point, choosing the initial value of v_θ as 10^7 times the obtained value. In this way, it is assured that the value of v_θ is large enough as to guarantee that the initial point lays in the classical regime.

In the last four of the above sets of initial data for the inhomogeneities, we have related the value of σ with the homogeneous bounce point v_h . The reason for this is that, in a universe with large v_h , the inhomogeneities should be larger in order to have a similar effect in its dynamics. This is motivated by the fact that the amplitude of the inhomogeneities (or equivalently of H_0^ξ) by itself is not a good measure of the departure of a universe from homogeneity. For that purpose one should rather consider the relative values of the terms that contain the homogeneous and the inhomogeneous contributions in the Hamiltonian constraint (2.8).

The results corresponding to the six different initial data selections are compared in Appendix A.

Once we have specified all the initial data, the dynamical trajectories have been integrated until a final time t_{fin} defined by the relation $v_\theta(t_{\text{fin}}) = v_\theta(t_0)$. Since our primary interest is the behavior of the inhomogeneities, only the subset of EOM for $\{v_\theta, b_\theta, a_m\}$ has been solved. This is possible because of the decoupling explained in Subsec. III A.

We have integrated 400 dynamical trajectories in case (i) and 1000 trajectories in each of the cases (ii) – (vi), thus reaching the total number of 5400 trajectories. In order to test the correctness of the numerical evaluation,

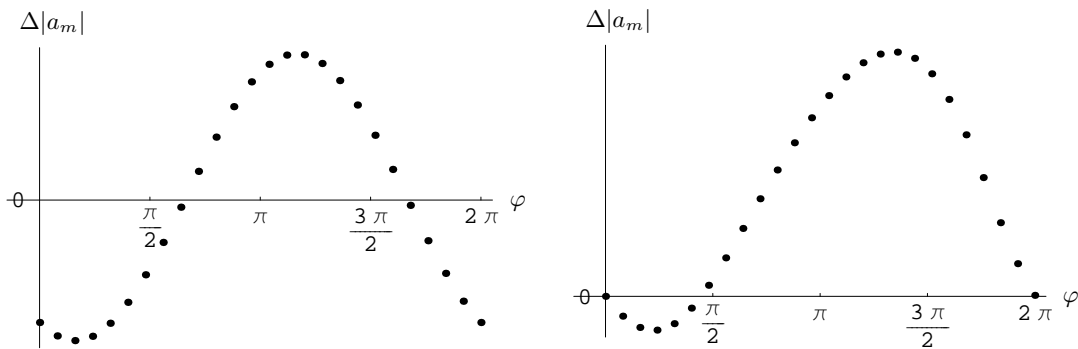


FIG. 9. The dependence of the change of the amplitude through the bounce on the initial phase shift of the mode.

we have checked the conservation of the Hamiltonian and momentum constraints, as well as of the constants K_m (this check is done by comparing their values at the initial and final times, t_0 and t_{fin}). Imposing this requirement with an absolute precision of 10^{-4} turns out to rule out 831 trajectories, that we consider incorrect, thus leaving us with a final population of 4569 dynamical trajectories to analyze.

For each element of this population, we have computed the relative change,

$$\Delta|a_m| := \frac{|a_m|(t_{\text{fin}}) - |a_m|(t_0)}{|a_m|(t_0)}, \quad (7.1)$$

of the inhomogeneity amplitude $|a_m|$, analyzed separately for each excited mode. The results have then been compared with the ratio between the actual bounce point v_b [not to be confused with the solution of Eq. (5.1), v_B] and its homogeneous counterpart. This ratio, following from the analysis of Sec. VB, provides us with a measure of how inhomogeneous a given universe is.

The final results are displayed in Figs. 10 and 11, where $\Delta|a_m|$ is plotted against v_b/v_h for the whole population of trajectories and in each of the cases (i)-(vi), corresponding to the different algorithms used to generate de initial data for the inhomogeneities. Looking at Fig. 10, one can distinguish two distinct regimes:

- (a) *inhomogeneity dominated* (large v_b/v_h), for which the dynamics around the bounce is dominated by the content of gravitational waves, and
- (b) *near-homogeneous* (small v_b/v_h), for which those waves introduce only small corrections to the vacuum Bianchi I dynamics.

These two regions are clearly separated by an intermediate region where $\Delta|a_m|$ drops sharply.

In the first of these regimes, the relative changes are very small; thus, by the results of Sec. VII A, the data points are in the regime where the average of $\Delta|a_m|$ over the dependence on initial phases is ensured to vanish. On the other hand, in the second regime above, we see that a large fraction of the data points exceed $\Delta|a_m| = 1$, and

hence they correspond to the case where the antisymmetric behavior of $\Delta|a_m|$ as a function of the phase differences is generically lost, and its average becomes strictly positive. Therefore, in the near-homogeneous regime the quantum geometry effects around the bounce *enhance the inhomogeneities*.

An intuitive explanation of this mechanism comes from the analysis of the previous subsection. As far as we have been able to observe, the maximum change that a given mode $|a_m|$ can experience at the bounce is of the order of the amplitude of its superimposed “oscillations” in the nearby region. This latter amplitude increases like $v_\theta^{-\epsilon}$, and nearly homogeneous universes have much smaller value of v_θ at the bounce than the highly inhomogeneous spacetimes. This allows for larger relative changes of $|a_m|$. When the amplitude of the oscillations in Fig. 9 exceeds the mean value of $|a_m|$, the antisymmetry in the dependence on the phase difference is lost, because $|a_m|$ must always remain positive by definition. The breaking of this antisymmetry opens the possibility of an amplification.

Let us finally remark that the minimum bounce point that we have observed in the studied population of dynamical trajectories is $v_b = 0.070v_h$. This value is consistent with the lower bound given in Sec. VB for the bounce point and, in fact, it is quite close to it.

VIII. SUMMARY AND DISCUSSION

We have studied a class of cosmological inhomogeneous spacetimes –the vacuum Gowdy universes of 3-torus topology– taking as starting point a first order effective theory, built out of a quantum model that has been obtained by implementing the hybrid quantization scheme of LQC. It is worth emphasizing that the presented treatment constitutes the first nonperturbative effective description of an inhomogeneous spacetime within the loop framework which has been constructed in a systematic and controllable way out of a rigorously defined quantum system. Using this description, we have investigated the dynamics of a large population of universes, focusing on two issues.

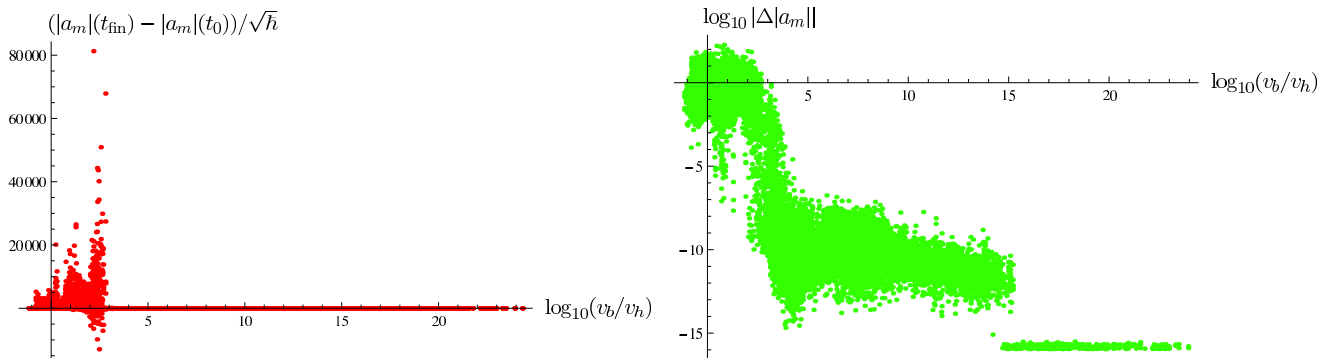


FIG. 10. In these plots we show, in a linear and a logarithmic scale respectively, the absolute and the relative change in the amplitude of the inhomogeneities $|a_m|$ produced when the bounce is crossed, represented against the ratio between the actual bounce point v_b and its homogeneous counterpart v_h . We note that, for small v_b/v_h (almost homogeneous universe), $\Delta|a_m|$ can exceed the unity, regime which corresponds to the situation when the inhomogeneities are amplified. On the other hand, for large v_b/v_h (very inhomogeneous universe), $|\Delta|a_m|| < 10^{-4}$, and thus the amplitude of the inhomogeneity mode is approximately conserved. The horizontal line in the right plot corresponds to the data points where $|\Delta|a_m|| < 10^{-16}$, and could not be measured accurately owing to floating point precision limits.

The first of them is the verification of the persistence of the bounce phenomenon observed in homogeneous LQC in spite of the presence of inhomogeneities. With that aim, we have compared the properties of an inhomogeneous universe with those of its Bianchi I counterpart, namely, the homogeneous background on which the gravitational waves responsible for the inhomogeneities propagate. The analysis of the EOM and the constraints have proven that the bounce is indeed present, perhaps with the possible exception of certain critical trajectories. In two of the directions in configuration space (defined in terms of the areas of large 2-tori) the bounce of the Gowdy universe and its Bianchi I counterpart coincide. For the remaining (“inhomogeneous”) direction, the exact results depend on the considered region of phase space. In particular, in the region where the constants of motion Θ_δ and Θ_σ [see Eq. (3.1)] satisfy the inequality $\Theta_\delta\Theta_\sigma < 0$, the bounce always happens further away from the analog of the classical singularity than in the Bianchi I counterpart. In the other case, $\Theta_\delta\Theta_\sigma > 0$, the bounce can actually happen closer to the singularity, and determining its properties has required a combined analytical and numerical analysis. We have shown then that there exists a lower bound on the ratio between the bounce positions in our system and in its Bianchi I counterpart. In terms of the parameters v_θ (3.2), this bound is approximately 0.05, and is valid in the whole space of solutions, except possibly for an extremely small region around the zero measure set of critical trajectories.

Let us now comment on those critical solutions. They represent a very special and quite peculiar class of trajectories, as the universe following them actually can collapse all the way down to a singularity through a very intricate, infinite sequence of bounces and recollapses. However, owing to the intrinsic limitations of the effective treatment, they cannot be considered as physical. Indeed, they pass through the bifurcation points, where

minute changes of initial data can modify the global trajectory drastically. In consequence, the effects of the higher-order state dependent parameters, here neglected in the effective description, can play a significant role in these cases, and the effective description itself ceases to be valid.

Once the presence of the bounce as a generic feature has been positively confirmed in the considered model, we have addressed the second issue, namely, whether there exist significant changes to the structure of the inhomogeneities across the bounce. Here, our investigation has been mainly focused on comparing the distributions of the amplitudes of the inhomogeneity modes (which encode the information about the distribution of the energy of the gravitational waves) in the distant future and past of the universe. To discuss this question, we have converted the deterministic dynamical system into a statistical one by averaging over phases in each of the modes. In order to study the properties of this statistical system, the Monte-Carlo method has been applied. First, a large population of dynamical trajectories has been calculated numerically. And then, the data representing the asymptotic behavior of the inhomogeneity modes has been extracted and used to probe a statistical relation between the relative change of the amplitude of the modes and the measure of the departure from homogeneity.

Our analysis has revealed the existence of two separate regions in the space of solutions. One of them, denoted as inhomogeneity-dominated, contains those Gowdy universes which bounce at volumes much greater than their homogeneous counterparts, and for which the bounce process itself is driven by the inhomogeneities. In that regime, the amplitude of the modes is statistically preserved. On the other hand, in the near-homogeneous region, where the inhomogeneities produce only small corrections to the evolution of the homogeneous background, the inhomogeneities turn out to be statistically amplified.

The mechanism of this amplification has been understood by analyzing the behavior of individual modes. Remarkably, in our statistical investigation, we have not detected any measurable difference that could be assigned to a dependence on the mode number of the inhomogeneity.

The above results provide a potentially interesting mechanism for structure generation. If the universe is sufficiently homogeneous, the bounce process enforces the growth of inhomogeneities, in this case pumping energy to the gravitational waves. Only when those inhomogeneities reach a sufficiently large amplitude, the growth stops and their structure stabilizes.

The very same mechanism allows one also to shed some light on the process of entropy growth through the bounce. Indeed, in the system under study, the energy of the inhomogeneities provides an intuitive entropy measure. The results of the above paragraph can be thus reinterpreted in the following way. In the process of the bounce, the entropy of the universe would increase till it reaches certain critical order of magnitude. Then, the bounce process would preserve it. Of course, this statistical mechanism is applicable only for populations of universes, not for a single one. However, it may become feasible in the case of classically recollapsing models, like for example Gowdy universes of the topology $S^1 \times S^2$ and S^3 [40]. In these cases, the infinite chain of bounces and recollapses (within the evolution of one universe) can make the statistical process physically meaningful.

All these results, though very promising, should be treated only as preliminary for various reasons, that we now comment.

First, our effective treatment is only a first-order theory, where all the state-dependent quantities have simply been dropped. Therefore, its applicability and reliability needs to be further confirmed, either by a systematic derivation of the effective dynamics with careful estimates of higher-order corrections or by a comparison with the genuine quantum evolution in a domain sufficiently large as to be representative. We already know from our discussion in this section that the treatment is to fail in the near-critical regime. The verification becomes particularly important, since we are considering a system with an infinite number of degrees of freedom, and it is only in a series of systems with a finite number of them that it has been possible to verify so far the correctness of the effective dynamics. Fortunately, in the considered model, the structure of the dynamics of the inhomogeneous degrees of freedom is sufficiently simple (modes couple only in pairs) to believe that it is possible to extrapolate the results about the validity of the effective description from the quantum mechanical systems. Furthermore, the decoupling between (pairs of) modes opens the possibility of verifying this validity by applying technically manageable inductive methods, based for example on a combined effective/genuine treatment[41], or adapting the systematic effective treatment of Ref. [42]. This will be the subject of future investigations.

The above limitations are connected with an impor-

tant and potentially relevant physical problem: the zero point energy. Namely, as discussed in Sec. II B, the inhomogeneity modes form a Fock space and each of them (after having implemented a convenient conformal transformation) behaves like a scalar field with a time dependent mass, with a ground state that is not dynamically invariant. As a consequence, one may expect the (dynamical) generation of a nonzero energy density, which could radically affect the system once all the modes are taken into account. This effect, certainly happening in some geometrodynamical systems when one adopts certain choices for the Fock quantization of the inhomogeneities, is currently under investigation. Concerning the choice of Fock quantization, it is worth emphasizing again that the quantization adopted here is the only one that ensures a unitary quantum evolution –without (at least some) divergences– after a suitable deparametrization, which results from a convenient choice of internal time. On the other hand, introducing a polymer quantization for both the geometry and the matter fields (see e.g. [43] for the latter) may even be important in order to achieve a satisfactory regularization of any matter field divergent contribution. However, along the lines that we have commented, the level or even the existence of the nonzero energy ground state seems to strongly depend on the choice of an evolution parameter and of the partial observables. This effect may thus restrict possible choices within the genuine quantum theory, ruling out some selections of an internal time as leading to unphysical results [44].

Another issue which deserves some comments is the quantization of the homogeneous degrees of freedom. As we have discussed, in the process of quantizing the Bianchi I background à la loop, we have applied the old quantization prescription for the improved dynamics, proposed in Refs. [25, 26]. Here, the compactness of the system protects us against any physical inconsistency regarding the dependence on the choice of a fiducial cell in the construction. However, it would seem unnatural to expect that the compact topology by itself may justify using a prescription that is invalid in the noncompact cases. Fortunately, the scheme valid for the noncompact systems [13] is sufficiently similar in the aspects that are relevant for our analysis, and hence the qualitative results reported here must hold in the model built with the new scheme as well [23]. Nonetheless, the quantitative results, like the exact bound on the bounce, the scale at which the inhomogeneities reach the equilibrium, or the critical behavior, are expected to change. Therefore, these qualitative results should be viewed as tentative only. The main aim of the article is to provide and test the methodology, which will be applied in more detailed studies of the improved system, exploring and confirming the kind of phenomena found here.

The vacuum Gowdy universes, while simple and useful to test the formalism and develop the methodology, are not fully physical from the viewpoint of observational cosmology, since they do not admit near isotropic solu-

tions. Furthermore, the degeneracy of the inhomogeneity modes qualitatively differs from the observed one, which has a completely distinct structure. The first problem is solved with the inclusion of matter. For that purpose, coupling a massless scalar field to the Gowdy universes is a particularly appealing possibility. Building an effective theory out of (the already found [30]) hybrid quantum description of this Gowdy model with matter and repeating the dynamical analysis performed here will be the next step in our investigations. The second problem, however, requires the study of models where the energy level degeneracy is that of the spherical harmonics. For that, one has to go beyond the nonvacuum Gowdy models, considering other more complicated families of spacetimes containing matter fields and where the inhomogeneities are not restricted by the existence of isometries.

ACKNOWLEDGMENTS

The authors are grateful to A. Ashtekar, J. Cortez, L.J. Garay, M. Martín-Benito, and J.M. Martín-García for discussions. D.B. acknowledges financial support from the Spanish Ministry of Education through the *Programa Nacional de Movilidad de Recursos Humanos* of National Programme No. I-D+i2008-2011. This work was supported by the MICINN Project FIS2008-06078-

C03-03 and the Consolider-Ingenio Program CPAN (CSD2007-00042) from Spain, by the Institute for Gravitation and the Cosmos (PSU), and by the Natural Sciences and Engineering Research Council of Canada.

Appendix A: Different types of data for the Monte-Carlo simulations

In this appendix we explain what kind of universes one obtains starting with the different types of initial data of Sec. VII B. More specifically, we characterize the universes with the ratio v_b/v_h , which is small (large) for near-homogeneous (inhomogeneities-dominated) universes. As can be observed in the first two plots of Fig. 11, when we choose σ independent of v_h we get the whole range of possible cases, containing both near homogeneous and highly inhomogeneous universes. On the other hand, when we choose $\sigma = av_h^{2/3}$, our procedure selects only a particular region (depending on a) which contains just universes peaked around a specific ratio v_b/v_h . The choice $\sigma \propto v_h$, on the other hand, leads again to solutions with a broad range for v_b/v_h , but now strongly inhomogeneous universes are generated, owing to the fact that σ is generically large. Independently of the method of generation, the data seem to stay in the same region: a well defined patch in the plane $\Delta|a_m|-(v_b/v_h)$.

-
- [1] C. Rovelli, *Quantum Gravity* (Cambridge University Press, London, 2004); T. Thiemann, *Modern Canonical Quantum General Relativity* (Cambridge University Press, London, 2007).
- [2] A. Ashtekar and J. Lewandowski, *Class. Quant. Grav.* **21**, R53 (2004), arXiv:gr-qc/0404018.
- [3] M. Bojowald, *Living Rev. Rel.* **11**, 4 (2008); A. Ashtekar, *Gen. Rel. Grav.* **41**, 707 (2009), arXiv:0812.0177 [gr-qc]; *Nuovo Cim.* **122B**, 135 (2007), arXiv:gr-qc/0702030; G. A. Mena Marugán, *AIP Conf. Proc.* **1130**, 89 (2009), arXiv:0907.5160 [gr-qc].
- [4] A. Ashtekar, T. Pawłowski, and P. Singh, *Phys. Rev. Lett.* **96**, 141301 (2006), arXiv:gr-qc/0602086.
- [5] A. Ashtekar, T. Pawłowski, and P. Singh, *Phys. Rev. D* **73**, 124038 (2006), arXiv:gr-qc/0604013.
- [6] A. Ashtekar, T. Pawłowski, and P. Singh, *Phys. Rev. D* **74**, 084003 (2006), arXiv:gr-qc/0607039.
- [7] A. Ashtekar, A. Corichi, and P. Singh, *Phys. Rev. D* **77**, 024046 (2008), arXiv:0710.3565 [gr-qc].
- [8] A. Ashtekar, T. Pawłowski, P. Singh, and K. Vandersloot, *Phys. Rev. D* **75**, 024035 (2007), arXiv:gr-qc/0612104; L. Szulc, W. Kamiński, and J. Lewandowski, *Class. Quant. Grav.* **24**, 2621 (2007), arXiv:gr-qc/0612101; K. Vandersloot, *Phys. Rev. D* **75**, 023523 (2007), arXiv:gr-qc/0612070.
- [9] E. Bentivegna and T. Pawłowski, *Phys. Rev. D* **77**, 124025 (2008), arXiv:0803.4446 [gr-qc]; W. Kamiński and T. Pawłowski, *Phys. Rev. D* **81**, 024014 (2010), arXiv:0912.0162 [gr-qc]; A. Ashtekar and T. Pawłowski, “Cosmological Constant in LQC,” (in preparation).
- [10] M. Martín-Benito, G. A. Mena Marugán, and T. Pawłowski, *Phys. Rev. D* **78**, 064008 (2008), arXiv:0804.3157 [gr-qc].
- [11] M. Martín-Benito, G. A. Mena Marugán, and T. Pawłowski, *Phys. Rev. D* **80**, 084038 (2009), arXiv:0906.3751 [gr-qc].
- [12] L. Szulc, *Phys. Rev. D* **78**, 064035 (2008), arXiv:0803.3559 [gr-qc].
- [13] A. Ashtekar and E. Wilson-Ewing, *Phys. Rev. D* **79**, 083535 (2009), arXiv:0903.3397 [gr-qc].
- [14] A. Henderson and T. Pawłowski, “Bianchi I Universe Dynamics in LQC,” (in preparation).
- [15] A. Ashtekar and E. Wilson-Ewing, *Phys. Rev. D* **78**, 064047 (2008), arXiv:0805.3511 [gr-qc].
- [16] A. Ashtekar and D. Sloan, *Phys. Lett.* **B694**, 108 (2009), arXiv:0912.4093 [gr-qc].
- [17] A. Ashtekar and M. Bojowald, *Class. Quant. Grav.* **22**, 3349 (2005), arXiv:gr-qc/0504029; **23**, 391 (2006), arXiv:gr-qc/0509075.
- [18] J. Grain and A. Barrau, *Phys. Rev. Lett.* **102**, 081301 (2009), arXiv:0902.0145 [gr-qc]; J. Mielczarek, T. Cailleteau, J. Grain, and A. Barrau, *Phys. Rev. D* **81**, 104049 (2010), arXiv:1003.4660 [gr-qc]; J. Grain, T. Cailleteau, A. Barrau, and A. Gorecki, *Phys. Rev. D* **81**, 024040 (2010), arXiv:0910.2892 [gr-qc].
- [19] M. Bojowald, G. M. Hossain, M. Kagan, and S. Shankaranarayanan, *Phys. Rev. D* **79**, 043505 (2009), arXiv:0811.1572 [gr-qc]; **78**, 063547 (2008), arXiv:0806.3929 [gr-qc]; M. Bojowald and G. M.

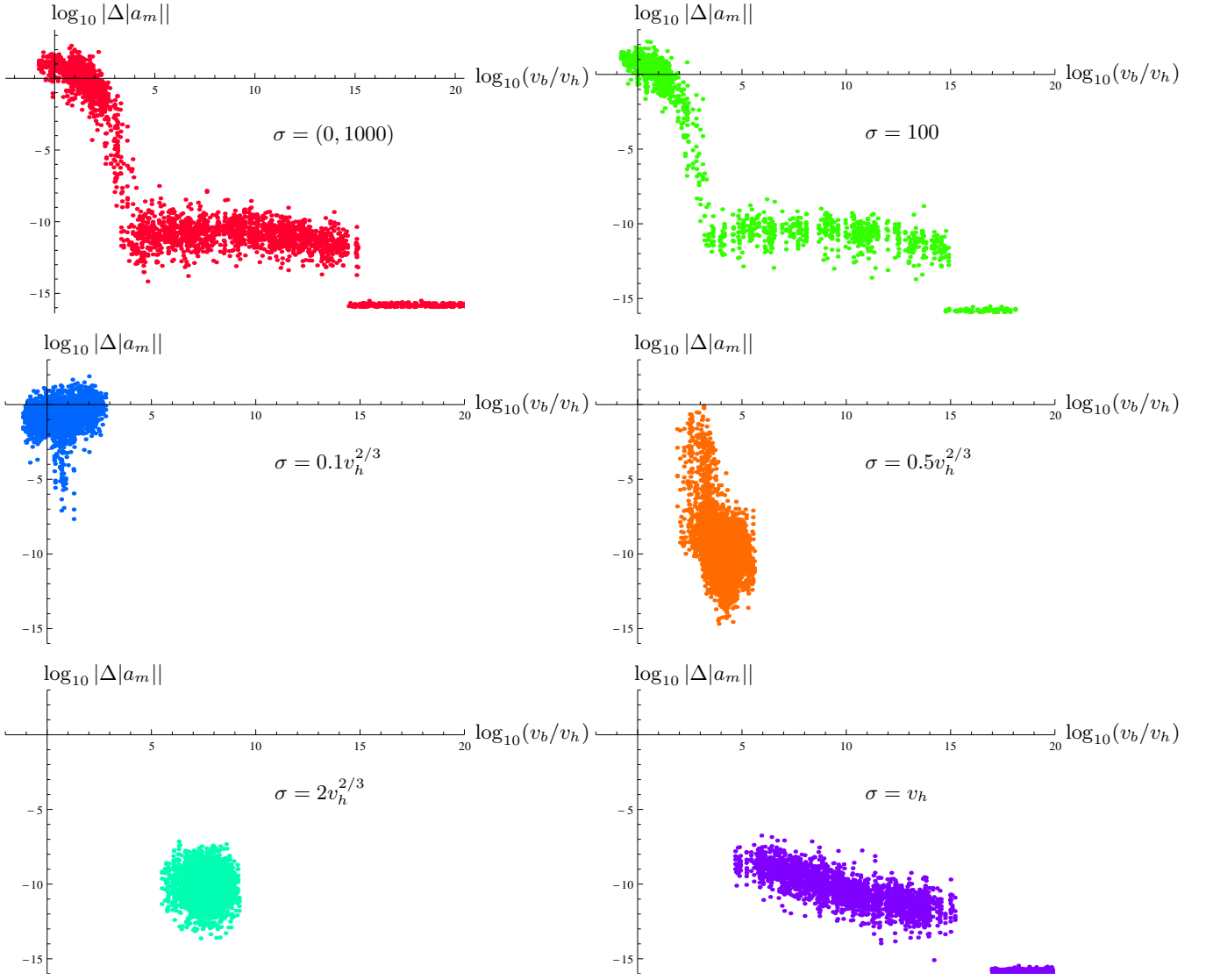


FIG. 11. The behavior of the amplification of the inhomogeneities through the bounce shown for the population of dynamical trajectories determined by the initial data that are generated with each of the algorithms specified in Sec. VII B, listed there as cases (i)-(vi). Remarkably, for all these cases, the data stay (approximately) concentrated in a specific region of the represented plane. We can distinguish the near-homogeneous sector (with data concentrated about the origin) and the inhomogeneity dominated one (in a patch separated from the former by a sharp drop). The cases with $\sigma \propto v_h^{2/3}$ select a particular sector of that patch. The sharp horizontal line about $|\Delta|a_m|| = 10^{-16}$ has the same origin as in Fig. 10.

- Hossain, **77**, 023508 (2008), arXiv:0709.2365 [gr-qc].
- [20] M. Bojowald, *Class. Quant. Grav.* **21**, 3733 (2004), arXiv:gr-qc/0407017; M. Bojowald and R. Świdorski, **21**, 4881 (2004), arXiv:gr-qc/0407018; **23**, 2129 (2006), arXiv:gr-qc/0511108.
- [21] M. Martín-Benito, L. J. Garay, and G. A. Mena Marugán, *Phys. Rev. D* **78**, 083516 (2008), arXiv:0804.1098 [gr-qc].
- [22] M. Martín-Benito, L. J. Garay, and G. A. Mena Marugán, *Phys. Rev. D* **82**, 044048 (2010), arXiv:1005.5654 [gr-qc].
- [23] M. Martín-Benito, G. A. Mena Marugán, and E. Wilson-Ewing, *Phys. Rev. D* **82**, 084012 (2010), arXiv:1006.2369 [gr-qc].
- [24] R. H. Gowdy, *Ann. Phys.* **83**, 203 (1974).
- [25] D.-W. Chiou, *Phys. Rev. D* **75**, 024029 (2007), arXiv:gr-qc/0609029.
- [26] D.-W. Chiou and K. Vandersloot, *Phys. Rev. D* **76**, 084015 (2007), arXiv:0707.2548 [gr-qc].
- [27] A. Corichi, J. Cortez, G. A. Mena Marugán, and J. M. Velhinho, *Phys. Rev. D* **76**, 124031 (2007), arXiv:0710.0277 [gr-qc].
- [28] P. Singh and K. Vandersloot, *Phys. Rev. D* **72**, 084004 (2005), arXiv:gr-qc/0507029; V. Taveras, **78**, 064072 (2008), arXiv:0807.3325 [gr-qc].
- [29] D. Brizuela, G. A. Mena Marugán, and T. Pawłowski, *Class. Quant. Grav.* **27**, 052001 (2010), arXiv:0902.0697 [gr-qc].

- [30] M. Martín-Benito, D. Martín-de Blas, and G. A. Mena Marugán, *Phys. Rev. D* **83**, 084050 (2011), arXiv:1012.2324 [gr-qc].
- [31] G. A. Mena Marugán and M. Martín-Benito, *Int. J. Mod. Phys. A* **24**, 2820 (2009), arXiv:0907.3797 [gr-qc].
- [32] A. Ashtekar, M. Bojowald, and J. Lewandowski, *Adv. Theor. Math. Phys.* **7**, 233 (2003), arXiv:gr-qc/0304074.
- [33] D.-W. Chiou, *Phys. Rev. D* **76**, 124037 (2007), arXiv:0710.0416 [gr-qc].
- [34] A. Corichi and P. Singh, *Phys. Rev. D* **80**, 044024 (2009), arXiv:0905.4949 [gr-qc].
- [35] It should be clear that the effects of the compact topology by themselves do not justify a priori adopting this quantization prescription, but rather the similarity between its relevant features and those of the prescription of Ref. [13].
- [36] A. Corichi, J. Cortez, G. A. Mena Marugán, and J. M. Velhinho, *Class. Quant. Grav.* **23**, 6301 (2006), arXiv:gr-qc/0607136; J. Cortez, G. A. Mena Marugán, and J. M. Velhinho, *Phys. Rev. D* **75**, 084027 (2007), arXiv:gr-qc/0702117.
- [37] M. Domagała and J. Lewandowski, *Class. Quant. Grav.* **21**, 5233 (2004), arXiv:gr-qc/0407051; K. A. Meissner, **21**, 5245 (2004), arXiv:gr-qc/0407052.
- [38] V. A. Belinsky, I. M. Khalatnikov, and E. M. Lifshitz, *Adv. Phys.* **19**, 525 (1970).
- [39] Wolfram Research Inc., “Some notes on internal implementation: Numerical differential equations,” (May 2011), <http://reference.wolfram.com/mathematica/tutorial/SomeNotes>
- [40] J. Cortez, G. A. Mena Marugán, and J. M. Velhinho, *Class. Quant. Grav.* **25**, 105005 (2008), arXiv:0802.3338 [gr-qc]; J. F. Barbero G., D. Gomez Vergel, and E. J. S. Villasenor, **25**, 085002 (2008), arXiv:0711.1790 [gr-qc].
- [41] One starts with the genuine analysis of just one pair of modes. Then, the complexity of the system is increased in an iterative process where new modes are added, keeping the total number finite, and in which all but the pair of highest mode number are controlled by an effective theory (applying the results of the previous step in the construction), whereas that last pair remains fully quantum.
- [42] M. Bojowald, B. Sandhofer, A. Skirzewski, and A. Tsobanjan, *Rev. Math. Phys.* **21**, 111 (2009); M. Bojowald and A. Tsobanjan, *Class. Quant. Grav.* **27**, 145004 (2010), arXiv:0911.4950 [gr-qc]; M. Bojowald, D. Brizuela, H. H. Hernandez, M. J. Koop, and H. A. Morales-Tecotl(2010), arXiv:1011.3022 [gr-qc].
- [43] W. Kamiński, J. Lewandowski, and M. Bobieński, *Class. Quant. Grav.* **23**, 2761 (2006), arXiv:gr-qc/0508091; W. Kamiński, J. Lewandowski, and A. Okołów, **23**, 5547 (2006), arXiv:gr-qc/0604112; G. M. Hossain, V. Husain, and S. S. Seahra, *Phys. Rev. D* **81**, 024005 (2010), arXiv:0906.2798 [astro-ph.CO].
- [44] T. Pawłowski, “Time and Evolution in Quantum Cosmology,” (in preparation).