

The Capacity Region of the Linear Shift Deterministic Y-Channel

Anas Chaaban and Aydin Sezgin

Abstract—The linear shift deterministic Y-channel is studied. That is, we have three users and one relay, where each user wishes to broadcast one message to each other user via the relay, resulting in a multi-way relaying setup. The cut-set bounds for this setup are shown to be not sufficient to characterize its capacity region. New upper bounds are derived, which when combined with the cut-set bounds provide an outer bound on the capacity region. It is shown that this outer bound is achievable, and as a result, the capacity region of the linear shift deterministic Y-channel is characterized.

I. INTRODUCTION

Multi-way communications is a situation where nodes communicate with each other in a bi-directional manner. The first multi-way communications studied setup is the two-way channel studied by Shannon [1] where 2 nodes communicate with each other, and each has a message to deliver to the other node. Several extensions of this setup were considered. One such extension is obtained by combining relaying and multi-way communications to obtain the so-called multi-way relay channel. For instance, in the two-way relay channel (or the bi-directional relay channel), two nodes communicate with each other via a relay. This setup was introduced in [2], and further studied for instance in [3], [4].

An approximation for the capacity of wireless networks can be obtained by using the deterministic model introduced in [5]. Interestingly, by obtaining the capacity of the deterministic model of some wireless network, we can draw conclusions on the capacity region of its Gaussian model. For instance, the capacity region of the deterministic 2-way relay channel was obtained in [6] and used to obtain the capacity region of the Gaussian 2-way relay channel within a constant gap. In [7], the deterministic multi-pair bi-directional relay network was studied and its capacity was obtained, and in [8], the approximate capacity of the Gaussian counterpart was obtained.

The multi-way relay channel was studied in [9] where in this case, users communicate in a multi-way manner by multicasting a message to other users via the relay. A broadcast variant of this multi-way relaying setup, the so called Y-channel, was considered in [10] in its multiple-input multiple-output variant. That is, 3 MIMO nodes communicate via a MIMO relay, and each node has two messages to broadcast to the other nodes.

Emmy-Noether Research Group on Wireless Networks, Ulm University, 89081 Ulm, Germany. Email: anas.chaaban@uni-ulm.de, aydin.sezgin@uni-ulm.de. The work of A. Chaaban and A. Sezgin is supported by the German Research Foundation, Deutsche Forschungsgemeinschaft (DFG), Germany, under grant SE 1697/3.

In this paper, we consider a linear shift deterministic Y-channel. We assume that all nodes are full-duplex, and that the channels are reciprocal. We provide upper bounds on the achievable rates, and show that the provided bounds are tighter than the cut-set bounds. This is contrary to the deterministic two-way relay channel [6] and the multi-pair bi-directional relay channel [7] where the cut-set bounds characterize the capacity region. This is similar to the multicast bi-directional communications scenario considered in [11] where the cut-set bounds are not tight. We then show that the outer bound, provided by the collection of obtained upper bounds, is achievable. The capacity achieving scheme combines bi-directional communication, uni-directional communication, and a scheme that we call "cyclic communication". Consequently, we characterize the capacity region of the linear shift deterministic Y-channel.

The rest on the paper is organized as follows. The system model is described in section II. Upper bounds are given in section III and the capacity achieving transmit strategy is described in section IV. We summarize the results in section V. We use the following notation throughout the paper. Scalars are represented by normal font, vectors and matrices by bold face font, and sets by calligraphic font. For instance, x , \mathbf{x} , and \mathcal{X} are a scalar, a vector, and a set respectively. \mathbf{x}^n denotes a sequence of n -vectors $(\mathbf{x}_1, \dots, \mathbf{x}_n)$.

II. SYSTEM MODEL

The Y-channel, shown in Fig. 1, is a multi-way relaying setup where 3 users communicate with each other in a bi-directional manner via a relay. Since direct links between the users are missing, the relay is essential for communication. Each user of the Y-channel wants to broadcast two messages, one to each other user, via the relay. All nodes are assumed to be full duplex and to have the same power constraint.

Message m_{jk} from user j to user k , $j, k \in \{1, 2, 3\}$ is uniformly distributed over the set $\mathcal{M}_{jk} \triangleq \{1, \dots, 2^{nR_{jk}}\}$ for all $j \neq k$ where $R_{jk} \in \mathbb{R}_+$. User j encodes his messages into a codeword \mathbf{x}_j^n and transmits this codeword. The i th symbol of \mathbf{x}_j^n is $x_{ji} = f_{ji}(m_{jk}, m_{jl}, \mathbf{y}_j^{i-1})$, and \mathbf{y}_j^{i-1} are all received symbols at user j until time instant $i - 1$. The relay listens to the transmission of the users, constructs \mathbf{x}_r^n where $x_{ri} = f_{ri}(\mathbf{y}_r^{i-1})$ from its received signal y_r , and sends it back to the users. User j tries to decode $(\hat{m}_{kj}, \hat{m}_{lj}) = g_j(\mathbf{y}_j^n, m_{jk}, m_{jl})$ where $g_j(\cdot)$ is the decoding function, and an error occurs if $(\hat{m}_{kj}, \hat{m}_{lj}) \neq (m_{kj}, m_{lj})$. The

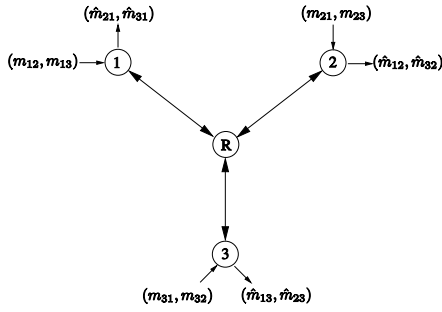


Fig. 1. The Y-channel.

collection of message sets, encoders, and decoders defines a code for the Y-channel.

Definition 1. A rate tuple $(R_{12}, R_{13}, R_{21}, R_{23}, R_{31}, R_{32})$ denoted \mathbf{R} is said to be achievable if there exist a sequence of codes such that the average error probability can be made arbitrarily small by increasing n . The set of all achievable rate tuples is the capacity region denoted \mathcal{C} .

A. The linear shift deterministic Y-channel

The channel gains of a Gaussian Y-channel are modeled by non-negative integer gains n_j , $j \in \{1, 2, 3\}$, in the linear shift deterministic Y-channel (DYC) (see [5]). We assume that the channel is reciprocal, i.e. the channel gain from one user to the relay is the same as that from the relay to this user. Without loss of generality, we can assume that

$$n_1 \geq n_2 \geq n_3. \quad (1)$$

The transmit signal of user j is a q -dimensional binary vector $\mathbf{x}_{ji} \in \mathbb{F}_2^q$ where $q = \max_j \{n_j\}$. The received signal at each node, $\mathbf{y}_{ri}, \mathbf{y}_{ji} \in \mathbb{F}_2^q$, is a deterministic function of the transmit signals, modeled by a shift of the transmit signal. That is

$$\mathbf{y}_{ri} = \sum_{j=1}^3 \mathbf{S}^{q-n_j} \mathbf{x}_{ji}, \quad \text{and} \quad \mathbf{y}_{ji} = \mathbf{S}^{q-n_j} \mathbf{x}_{ri} \quad (2)$$

where \mathbf{S}^{q-n_j} is a $q \times q$ shift matrix that, when multiplied with a vector, shifts its rows downwards by n_j positions. All operations are done in \mathbb{F}_2 . Notice how n_j models the gain of the channel, and how the effect of noise is modeled as clipping symbols of the transmit signals in lower positions. A linear shift deterministic Y-channel with levels n_1, n_2 and n_3 is denoted $\text{DYC}(n_1, n_2, n_3)$. A $\text{DYC}(4, 3, 2)$ is shown in Fig. 2. A line between two circles in Fig. 2 represents a bit-pipe between these two levels, which models (2).

III. UPPER BOUNDS

In this section, we provide some upper bounds on the achievable rates of the DYC. We start with the single rate bounds given by $R_{jk} \leq \min\{n_j, n_k\}$. We also have the cut-set bounds as follows

$$R_{jk} + R_{jl} \leq \min\{n_j, \max\{n_k, n_l\}\} \quad (3)$$

$$R_{kj} + R_{lj} \leq \min\{n_j, \max\{n_k, n_l\}\}. \quad (4)$$

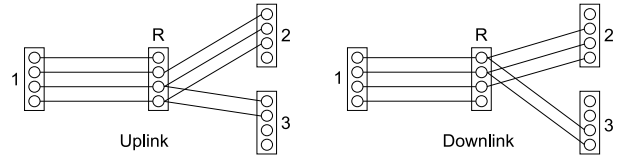


Fig. 2. A $\text{DYC}(4, 3, 2)$. In the uplink, the relay receives all symbols from user 1 that are above the noise level. Users 2 and 3 have weaker channels, and thus symbols at low levels arrive below the noise level and are clipped. Similarly in the downlink, the symbols at the lower levels at the relay are clipped at receivers 2 and 3.

for all distinct $j, k, l \in \{1, 2, 3\}$. These bounds already provide an outer bound on the capacity region \mathcal{C} .

In many deterministic bi-directional communication setups, the cut-set bounds characterize the whole capacity region [6], [7]. However, in some deterministic bi-directional setups, the cut-set bounds are not enough for characterizing the capacity region [11] and further bounds are required. The DYC belongs to the latter case. In fact, many bounds from the cut-set bounds will be shown to be redundant due to the bounds we provide next. The proofs of the following lemmas are omitted due to space limitation. The proof follows a genie-aided approach similar to that in [12, Lemmas 1 and 2].

Lemma 1. The achievable rates in the DYC must satisfy

$$R_{kj} + R_{lj} + R_{kl} \leq \max\{n_j, n_l\}, \quad \forall \{j, k, l\} = \{1, 2, 3\}. \quad (5)$$

Lemma 2. The achievable rates in the DYC must satisfy

$$R_{kj} + R_{lj} + R_{kl} \leq \max\{n_k, n_l\}, \quad \forall \{j, k, l\} = \{1, 2, 3\}. \quad (6)$$

The following theorem is obtained from Lemmas 1 and 2 by considering all $\{j, k, l\} = \{1, 2, 3\}$.

Theorem 1. The achievable rates in the DYC satisfy

$$R_{12} + R_{32} + R_{13} \leq n_2 \quad (7)$$

$$R_{12} + R_{32} + R_{31} \leq n_1 \quad (8)$$

$$R_{21} + R_{31} + R_{32} \leq n_2 \quad (9)$$

$$R_{21} + R_{31} + R_{23} \leq n_2 \quad (10)$$

$$R_{13} + R_{23} + R_{12} \leq n_2 \quad (11)$$

$$R_{13} + R_{23} + R_{21} \leq n_1. \quad (12)$$

By evaluating the single rate bounds and the bounds in (3) and (4) using (1), we notice that the individual rates are redundant given the cut-set bounds:

$$R_{12} + R_{13} \leq n_2, \quad R_{21} + R_{31} \leq n_2, \quad (13)$$

$$R_{21} + R_{23} \leq n_2, \quad R_{32} + R_{12} \leq n_2, \quad (14)$$

$$R_{31} + R_{32} \leq n_3, \quad R_{13} + R_{23} \leq n_3. \quad (15)$$

Moreover, the cut-set bounds in (13) are redundant given (7) and (9). Similarly, the cut-set bounds in (14) are redundant given (10) and (7). Only cut-set bounds in (15) remain useful. Then, we obtain the following theorem.

Theorem 2. *The capacity region \mathcal{C} of the DYC is outer bounded by $\bar{\mathcal{C}}$, where*

$$\bar{\mathcal{C}} \triangleq \{ \mathbf{R} \in \mathbb{R}_+^6 \mid \mathbf{R} \text{ satisfies (7)-(12) and (15)} \}. \quad (16)$$

In the next section, we show that this outer bound is achievable and characterize the capacity region of the DYC.

IV. ACHIEVABILITY

In what follows, we enumerate the levels at the relay as shown in Fig. 3(a) and 3(b). In the uplink, the lowest level is level 1 and the highest is level $q = n_1$ while in the downlink, the lowest level is $q = n_1$ and the highest is level 1. In both the uplink and downlink, levels $\{1, \dots, n_3\}$ are accessible by all 3 users, levels $\{n_3 + 1, \dots, n_2\}$ are accessible by users 1 and 2, and levels $\{n_2 + 1, \dots, n_1\}$ are accessible by user 1 only. This makes this enumeration convenient for describing the achievable scheme. We represent the levels at the relay by a line segment as shown in Fig. 3(a) and 3(b).

We start by showing that any rate tuple $\mathbf{R} \in \mathbb{N}^6 \cap \bar{\mathcal{C}}$ is achievable. $\mathbf{R} \in \bar{\mathcal{C}}$ implies that it satisfies the bounds (7)-(12) and (15). Now, we have to show that we can use the signal levels at the relay wisely to achieve \mathbf{R} . Our scheme uses three different strategies to cover three different cases of communication. These cases are as follows:

- A) **Bi-directional:** There exist users that want to establish bi-directional communication. That is, R_{jk} and R_{kj} are both non-zero for some $j, k \in \{1, 2, 3\}$, $j \neq k$.
- B) **Cyclic:** Users only want to establish cyclic communication. That is, R_{jk} , R_{kl} , and R_{lj} are non-zero while $R_{kj} = R_{lk} = R_{jl} = 0$ for some distinct $j, k, l \in \{1, 2, 3\}$.
- C) **Uni-directional:** Neither case A) nor B) hold.

For a given $\mathbf{R} \in \mathbb{N}^6 \cap \bar{\mathcal{C}}$, the suggested scheme starts with a bi-directional communication strategy if case A) holds, which operates at a rate of two bits per relay level as we see next. After this step, some rates are already achieved and the residual rate vector is called \mathbf{R}' . We also have a reduced DYC obtained by removing the already occupied levels. It remains to achieve \mathbf{R}' which has at least three zero components over this reduced DYC. Now we use the cyclic strategy if case B) holds, which operates at a rate of 3/2 bits per level. After this step, the residual rate vector, denoted \mathbf{R}'' belongs to case C), and we use the uni-directional strategy to achieve it, which operates at a rate of 1 bit per level. These strategies are depicted in Fig. 4 and explained in the next subsections.

A. Bi-directional communication over the DYC

In the bi-directional communication strategy, 2 bits, one from each user involved in bi-directional communication, consume one level at the relay. Let¹

$$a = \min\{R_{12}, R_{21}\}, \quad b = \min\{R_{13}, R_{31}\}, \quad c = \min\{R_{23}, R_{32}\}.$$

Users 1 and 2 use levels $\{n_2 - a + 1, \dots, n_2\}$ in a manner similar to the deterministic bi-directional relay channel [6].

¹ $a, b, \text{ or } c$ can have zero value. If all are zero, then this strategy does not exist and we start with case B) instead.

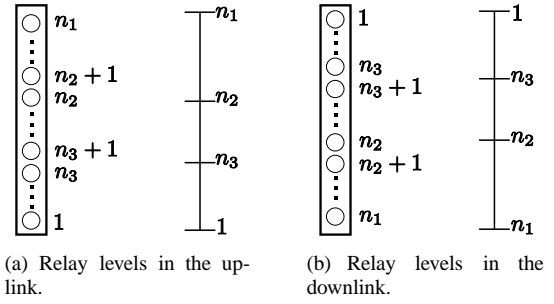


Fig. 3. Enumeration of levels at the relay. Levels 1 to n_3 are seen by all three users, levels $n_3 + 1$ to n_2 are seen by users 1 and 2, while the remaining levels are seen only by user 1.

That is, users 1 and 2 send binary vectors, say \mathbf{x}_{12} and \mathbf{x}_{21} from \mathbb{F}_2^q , on relay levels $\{n_2 - a + 1, \dots, n_2\}$. The relay obtains $\mathbf{x}_{12} \oplus \mathbf{x}_{21}$ and sends it back on the same levels². Users 1 and 2 then, knowing their transmit vector, calculate their desired information from the $\mathbf{x}_{12} \oplus \mathbf{x}_{21}$. Similarly, users 1 and 3 use levels $\{1, \dots, b\}$ and users 2 and 3 use levels $\{b + 1, \dots, b + c\}$.

This strategy works if we have enough levels at the relay for all $a + b + c$ bi-directional streams, i.e., $a + b + c \leq n_2$ and $b + c \leq n_3$ (cf. Fig. 4(a)). But since $\mathbf{R} \in \bar{\mathcal{C}}$ then

$$b + c \leq R_{13} + R_{23} \stackrel{(15)}{\leq} n_3 \quad (17)$$

$$a + b + c \leq R_{12} + R_{13} + R_{23} \stackrel{(11)}{\leq} n_2, \quad (18)$$

and thus, the levels at the relay are sufficient for this strategy to work. Now, we need to achieve

$$\begin{aligned} \mathbf{R}' &= (R_{12} - a, R_{13} - b, R_{21} - a, R_{23} - c, R_{31} - b, R_{32} - c) \\ &\triangleq (R'_{12}, R'_{13}, R'_{21}, R'_{23}, R'_{31}, R'_{32}), \end{aligned} \quad (19)$$

where either $R'_{jk} = 0$ or $R'_{kj} = 0$, over $\text{DYC}(n'_1, n'_2, n'_3)$ with

$$n'_1 = n_1 - a - b - c, \quad (20)$$

$$n'_2 = n_2 - a - b - c. \quad (21)$$

Recall that the bi-directional communication between users 1 and 2 use relay levels $\{n_2 - a + 1, \dots, n_2\}$. This does not consume levels in $\{1, \dots, n_3\}$ if $n_2 - n_3 \geq a$, in which case $n'_3 = n_3 - b - c$. Otherwise, then $a - n_2 + n_3$ levels in $\{1, \dots, n_3\}$ are used for this communication and in this case $n'_3 = n_3 - b - c - (a - n_2 + n_3) = n'_2$. Therefore,

$$n'_3 = \min\{n_3 - b - c, n'_2\}. \quad (22)$$

The remaining non-zero components of \mathbf{R}' can represent cyclic communication as in case B), or uni-directional communication as in case C).

B. Cyclic communication over the DYC

If case B) holds, then users want to communicate in a cyclic manner over a $\text{DYC}(n'_1, n'_2, n'_3)$. There are two possible cycles, either $1 \rightarrow 2 \rightarrow 3 \rightarrow 1$ or $1 \rightarrow 3 \rightarrow 2 \rightarrow 1$. Let

$$d = \min\{R'_{12}, R'_{23}, R'_{31}\}, \quad (23)$$

$$e = \min\{R'_{13}, R'_{32}, R'_{21}\}. \quad (24)$$

²with “same levels”, we mean levels with the same indexes.

Notice that either d or e must be zero, since otherwise, we would have bi-directional communication which would have been taken care of in the previous step in Section IV-A. If both are zero, then this strategy is skipped and case C) is considered instead. It is easy to see that

$$d > 0 \Rightarrow e = 0, a = R_{21}, b = R_{13}, c = R_{32}, \quad (25)$$

$$e > 0 \Rightarrow d = 0, a = R_{12}, b = R_{31}, c = R_{23}. \quad (26)$$

Let us consider the first case (25). Thus R'_{12} , R'_{23} and R'_{31} are non-zero and the other rates are zero, i.e. $e = 0$. Let the transmit vectors of users 1, 2, and 3 be \mathbf{x}_{12} , \mathbf{x}_{23} and \mathbf{x}_{31} all in \mathbb{F}_2^d . Users 1 and 2 send \mathbf{x}_{12} and \mathbf{x}_{23} on relay levels $\{n'_2 - d + 1, \dots, n'_2\}$. Users 2 also repeats \mathbf{x}_{23} on relay levels $\{1, \dots, d\}$ together with user 3 which sends \mathbf{x}_{31} on the same levels. The relay receives $\mathbf{x}_{12} \oplus \mathbf{x}_{23}$ and $\mathbf{x}_{23} \oplus \mathbf{x}_{31}$ and sends them back on the same levels. Users 1 and 2 receive $\mathbf{w}_1 = \mathbf{x}_{12} \oplus \mathbf{x}_{23}$ and $\mathbf{w}_2 = \mathbf{x}_{23} \oplus \mathbf{x}_{31}$ since all bits are sent on levels below n'_2 . Here, we need $2d \leq n'_2$ (cf. Fig. 4(b)). Then, knowing \mathbf{x}_{12} , user 1 extracts \mathbf{x}_{23} from \mathbf{w}_1 and afterwards extracts \mathbf{x}_{31} from \mathbf{w}_2 . User 2, knowing \mathbf{x}_{23} , extracts \mathbf{x}_{12} from \mathbf{w}_1 . If $d \leq n'_3$ then user 3 receives \mathbf{w}_2 and, knowing \mathbf{x}_{31} , extracts \mathbf{x}_{23} from \mathbf{w}_2 .

As long as $d \leq n'_3$ and $2d \leq n'_2$, then $2d$ levels are sufficient for communicating $3d$ bits, for an average of $3/2$ bits per level. But these inequalities hold as long as $\mathbf{R} \in \bar{\mathcal{C}}$ since

$$\begin{aligned} d &\stackrel{(23)}{\leq} R'_{31} \stackrel{(19)}{=} R_{31} - b \stackrel{(15)}{\leq} n_3 - R_{32} - b \stackrel{(25)}{=} n_3 - b - c \\ 2d &\stackrel{(23)}{\leq} R'_{31} + R'_{23} \stackrel{(19)}{=} R_{31} + R_{23} - b - c \quad (27) \\ &\stackrel{(10)}{\leq} n_2 - R_{21} - b - c \stackrel{(25)}{=} n_2 - a - b - c \stackrel{(21)}{=} n'_2. \quad (28) \end{aligned}$$

Thus $d \leq \min\{n_3 - b - c, n'_2\} = n'_3$ and $2d \leq n'_2$, and therefore, there are enough levels in the $\text{DYC}(n'_1, n'_2, n'_3)$ for serving all bits of cyclic communication. For the second possibility, i.e. $1 \rightarrow 3 \rightarrow 2 \rightarrow 1$, a similar strategy can be used. User 1 repeats a bit on two levels. One level must be in $\{1, \dots, n'_2\}$ and the other in $\{1, \dots, n'_3\}$. Using (15), (11) and (9), we can show that the levels at the relay (n'_1, n'_2, n'_3) are sufficient for this communication (Keeping in mind that in this case $a = R_{12}$, $b = R_{31}$, $c = R_{23}$, and $d = 0$). The assignment of the levels at the relay in this case is shown in Fig. 4(c). After this stage, the rate tuple that still needs to be achieved is

$$\begin{aligned} \mathbf{R}'' &= (R'_{12} - d, R'_{13} - e, R'_{21} - e, R'_{23} - d, R'_{31} - d, R'_{32} - e) \\ &\triangleq (R''_{12}, R''_{13}, R''_{21}, R''_{23}, R''_{31}, R''_{32}), \quad (29) \end{aligned}$$

over a $\text{DYC}(n''_1, n''_2, n''_3)$ where

$$n''_1 = n'_1 - 2d - 2e, \quad (30)$$

$$n''_2 = n'_2 - 2d - 2e. \quad (31)$$

If $d + e \leq n'_2 - n'_3$ then $n''_3 = n'_3 - d - e$, otherwise, $n''_3 = n'_3 - d - e - (d + e - n'_2 + n'_3) = n'_2$. Thus

$$n''_3 = \min\{n'_3 - d - e, n'_2\}. \quad (32)$$

C. Uni-directional communication

Finally, we need to achieve \mathbf{R}'' with at least 3 zero components over a $\text{DYC}(n''_1, n''_2, n''_3)$. The non-zero components of \mathbf{R}'' do not represent bi-directional nor cyclic communication. We have 6 different cases, one of which is described in details, and the rest follow similarly. Here, each bit consumes one relay level.

We consider the following case: $R''_{21}, R''_{31}, R''_{32} = (0, 0, 0)$. Let $R''_{12} = f$, $R''_{13} = g$, $R''_{23} = h$ where $f, g, h \geq 0$ and let $\mathbf{x}_{12} \in \mathbb{F}_2^f$, $\mathbf{x}_{13} \in \mathbb{F}_2^g$, and $\mathbf{x}_{23} \in \mathbb{F}_2^h$ denote the binary vectors to be communicated. In the uplink, user 1 uses levels $\{n''_1 - f + 1, \dots, n''_1\}$ to send \mathbf{x}_{12} and levels $\{n''_1 - f - g + 1, \dots, n''_1 - f\}$ to send \mathbf{x}_{13} , and user 2 uses levels $\{1, \dots, h\}$ to send \mathbf{x}_{23} to the relay. The relay then forwards \mathbf{x}_{13} on levels $\{1, \dots, g\}$, \mathbf{x}_{23} on levels $\{g + 1, \dots, g + h\}$, and \mathbf{x}_{12} on levels $\{n''_2 - f + 1, \dots, n''_2\}$ (cf. Fig. 4(d)). This works for communicating all $f + g + h$ bits in the uplink if: $R''_{23} \leq n''_2$ and $R''_{12} + R''_{13} + R''_{23} \leq n''_1$, and in the downlink if: $R''_{23} \leq n''_3$, $R''_{23} + R''_{13} \leq n''_3$, and $R''_{12} + R''_{13} + R''_{23} \leq n''_2$. Combining, we get

$$R''_{23} + R''_{13} \leq n''_3 \quad (33)$$

$$R''_{12} + R''_{13} + R''_{23} \leq n''_2. \quad (34)$$

These inequalities are satisfied as long as $\mathbf{R} \in \bar{\mathcal{C}}$. Consider the first inequality (33),

$$R''_{23} + R''_{13} \stackrel{(29)}{=} R'_{23} + R'_{13} - d - e \quad (35)$$

$$\stackrel{(19)}{=} R_{23} + R_{13} - b - c - d - e \quad (36)$$

$$\stackrel{(15)}{\leq} n_3 - b - c - d - e. \quad (37)$$

Recall that either d or e must be zero. If $e = 0$ then $R''_{23} + R''_{13} \stackrel{(36)}{=} R_{23} + R_{13} - b - c - d \stackrel{(11)}{\leq} n_2 - R_{12} - b - c - d \stackrel{(23)}{\leq} n'_2 - 2d$. If $e > 0$, then $d = 0$, $a = R_{12}$, and $c = R_{23}$ by (26) and thus $R''_{23} + R''_{13} \stackrel{(36)}{=} R_{23} + R_{13} - b - c - e \stackrel{(26)}{=} R_{13} - b - e \stackrel{(7)}{\leq} n_2 - R_{12} - R_{32} - b - e \stackrel{(24)}{\leq} n'_2 - 2e$, where the last inequality follows from (24) since $e \leq R'_{32} = R_{32} - c$ by (19). Thus, since either $d = 0$ or $e = 0$ we get

$$R''_{23} + R''_{13} \leq \min\{n_3 - b - c - d - e, n'_2 - 2d - 2e\} = n''_3.$$

Consider now the second inequality (34). From (19) and (29) we have $R''_{12} + R''_{13} + R''_{23} \leq R_{12} + R_{13} + R_{23} - a - b - c - 2d - e$. If $e = 0$ then $R''_{12} + R''_{13} + R''_{23} \leq R_{12} + R_{13} + R_{23} - a - b - c - 2d \stackrel{(11)}{\leq} n_2 - a - b - c - 2d$. Otherwise, if $e > 0$ then $d = 0$ and using $c = R_{23}$ from (26) we get $R''_{12} + R''_{13} + R''_{23} \leq R_{12} + R_{13} - a - b - e \stackrel{(7)}{\leq} n_2 - R_{32} - a - b - e \stackrel{(24)}{\leq} n_2 - a - b - c - 2e$, where the last inequality follows from (24) since $e \leq R'_{32} = R_{32} - c$ by (19). We obtain

$$R''_{12} + R''_{13} + R''_{23} \leq n'_2 - 2d - 2e = n''_2. \quad (38)$$

As a result, both inequalities (33) and (34) are satisfied, and there exist enough levels for communicating all $f + g + h$ bits. The remaining cases of uni-directional communication

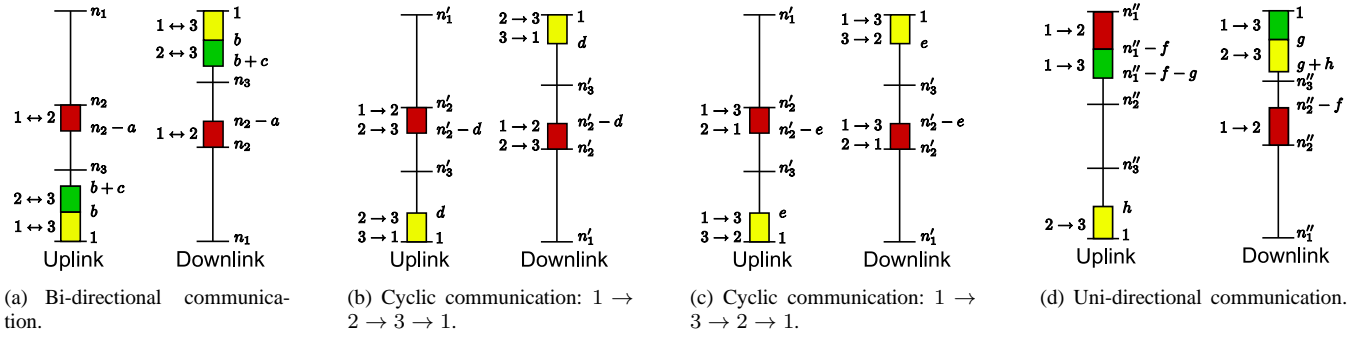


Fig. 4. Assignment of levels at the relay for different communication strategies.

are similar to the case studied above. Consequently, after assigning levels for bi-directional communication and for cyclic communication, enough levels remain to communicate all the remaining bits in \mathbf{R}'' . We obtain the following theorem.

Theorem 3. *Every rate tuple $\mathbf{R} \in \mathbb{N}^6 \cap \bar{\mathcal{C}}$ is achievable.*

Proof: Using the schemes described in Sections IV-A, IV-B, and IV-C we can achieve any integer vector \mathbf{R} that belongs to $\bar{\mathcal{C}}$ and the result follows. ■

It was shown in [7] that studying a multi-pair bi-directional relay network considered over Q symbol extensions (Q time slots) is the same as the original network with channel gains multiplied by Q . Same statement holds here. We can think of a $\text{DYC}(n_1, n_2, n_3)$ over Q time slots as a $\text{DYC}(Qn_1, Qn_2, Qn_3)$. We obtain the following theorem.

Theorem 4. *The capacity region \mathcal{C} of the DYC is $\bar{\mathcal{C}}$.*

Proof: To achieve $\bar{\mathcal{C}}$, it is sufficient to achieve its corner points. All other points in $\bar{\mathcal{C}}$ can be then achieved by time sharing between different corner points. Let us show that all corner points are achievable. Since all inequalities representing the boundary of the outer bound $\bar{\mathcal{C}}$, i.e. (7)-(12) and (15), have integer coefficients, then all its corner points are fractional. Consider a corner point

$$\mathbf{R} = \left(\frac{P_{12}}{Q_{12}}, \frac{P_{13}}{Q_{13}}, \frac{P_{21}}{Q_{21}}, \frac{P_{23}}{Q_{23}}, \frac{P_{31}}{Q_{31}}, \frac{P_{32}}{Q_{32}} \right),$$

where $P_{jk}, Q_{jk} \in \mathbb{N}$ for all $j, k \in \{1, 2, 3\}$, $j \neq k$. This corner point is achievable as follows. Use Q time slots to achieve the rate tuple $Q\mathbf{R}$ where $Q = \prod_{j=1}^3 \prod_{k=1, k \neq j}^3 Q_{jk}$, over a $\text{DYC}(Qn_1, Qn_2, Qn_3)$. Since $\mathbf{R} \in \bar{\mathcal{C}}$ then $Q\mathbf{R} \in \bar{\mathcal{C}}'$ where $\bar{\mathcal{C}}'$ is the outer bound given in Theorem 2 for a $\text{DYC}(Qn_1, Qn_2, Qn_3)$. Moreover, $Q\mathbf{R} \in \mathbb{N}^6$. Thus $Q\mathbf{R} \in \mathbb{N}^6 \cap \bar{\mathcal{C}}'$ which means that it is achievable according to Theorem 3. But $Q\mathbf{R}$ is achievable in a $\text{DYC}(Qn_1, Qn_2, Qn_3)$ implies that \mathbf{R} is achievable in a $\text{DYC}(n_1, n_2, n_3)$. Therefore all corner points of $\bar{\mathcal{C}}$ are achievable, and the statement of the theorem follows. ■

Notice that the capacity region given by $\bar{\mathcal{C}}$ is not symmetric in general. This is due to the asymmetry in the channel owing to the different values of n_1, n_2 and n_3 .

V. SUMMARY

We studied the linear shift deterministic Y-channel and obtained its capacity region. We first obtained an outer bound by considering genie aided upper bounds on achievable rates in addition to the cut-set bounds. Then we showed that this outer bound is achievable. The achievability scheme assigns levels at the relay in a way that suffices for achieving any integer rate tuple in the outer bound. Namely, three schemes are used: bi-directional, cyclic, and uni-directional communication. The levels at the relay are shown to be enough to perform this assignment as long as the rate tuple is within the outer bound. Then, the corner points of the outer bound are shown to be achievable by using symbol extensions. Thus the outer bound is achievable and is the capacity region of the linear shift deterministic Y-channel.

REFERENCES

- [1] C. Shannon, "Two-way Communication Channels," in *Proc. of Fourth Berkeley Symposium on Mathematics, Statistics, and Probability*, vol. 1, 1961, pp. 611–644.
- [2] B. Rankov and A. Wittneben, "Spectral Efficient Signaling for Half-duplex Relay Channels," in *Proc. of the Asilomar Conference on Signals, Systems, and Computers*, Pacific Grove, CA, Nov. 2005.
- [3] S. Kim, N. Devroye, P. Mitran, and V. Tarokh, "Comparisons of bi-directional relaying protocols," in *Proc. of the IEEE Sarnoff Symposium*, Princeton, NJ, Apr. 2008.
- [4] D. Gündüz, E. Tuncel, and J. Nayak, "Rate regions for the separated two-way relay channel," in *Proc. of the 46th Annual Allerton Conference on Communication, Control, and Computing*, Urbana-Champaign, IL, Sep. 2008, pp. 1333 – 1340.
- [5] A. S. Avestimehr, S. Diggavi, and D. Tse, "A Deterministic Approach to Wireless Relay Networks," in *Proc. of Allerton Conference*, 2007.
- [6] A. S. Avestimehr, A. Sezgin, and D. Tse, "Capacity of the two-way relay channel within a constant gap," *European Trans. in Telecommunications*, 2009.
- [7] A. S. Avestimehr, M. A. Khajehnejad, A. Sezgin, and B. Hassibi, "Capacity region of the deterministic multi-pair bi-directional relay network," in *Proc. of the ITW*, Volos, Greece, Jun. 2009.
- [8] A. Sezgin, M. A. Khajehnejad, A. S. Avestimehr, and B. Hassibi, "Approximate capacity region of the two-pair bidirectional Gaussian relay network," in *Proc. of IEEE ISIT*, Seoul, Korea, Jun. 2009.
- [9] D. Gündüz, A. Yener, A. Goldsmith, and H. V. Poor, "The multi-way relay channel," in *Proc. of IEEE ISIT*, Seoul, South Korea, Jun. 2009.
- [10] N. Lee and J.-B. Lim, "A novel signaling for communication on MIMO Y channel: Signal space alignment for network coding," in *Proc. of IEEE ISIT*, vol. 1, Seoul, Jun. 2009, pp. 2892 – 2896.
- [11] M. Mokhtar, Y. Mohasseb, M. Nafie, and H. E. Gamal, "On the deterministic multicast capacity of bidirectional relay networks," in *Proc. of the 2010 IEEE Info. Theory Workshop (ITW)*, Dublin, Aug. 2010.
- [12] A. Chaaban, A. Sezgin, and A. S. Avestimehr, "On the Sum Capacity of the Y-Channel," *arXiv:1102.2787*.