

Maki Parameter and Upper Critical Field of the Heavy-Fermion Superconductor UBe₁₃

Yusei SHIMIZU^{1*}, Yoichi IKEDA^{1,2}, Takumi WAKABAYASHI¹, Yoshinori HAGA³, Kenichi TENYA⁴,
Hiroyuki HIDAKA¹, Tatsuya YANAGISAWA⁵, and Hiroshi AMITSUKA¹

¹Graduate School of Science, Hokkaido University, Sapporo 060-0810, Japan.

²Graduate School of Natural Science and Technology, Okayama University, Okayama 700-8530, Japan.

⁴Advanced Science Research Center, Japan Atomic Energy Agency, Tokai 319-1195, Japan.

³Faculty of Education, Shinshu University, Nagano 390-8621, Japan.

⁵Creative Research Institution, Hokkaido University, Sapporo 001-0021, Japan.

We have performed low-temperature specific-heat measurements in magnetic fields for a single crystal UBe₁₃. It has been observed that our sample exhibits a superconducting transition at an intermediate temperature ($T_c \sim 0.81$ K) between previously reported values for two variant samples called H type and L type. The specific heat $C(T)$ of our sample shows a T^3 behavior below $\sim 0.7 T_c$, which is similar to the behavior of the H-type sample, suggesting the existence of point nodes in the superconducting gap function. We have obtained the upper-critical-field curves H_{c2} for the [001], [110], and [111] crystal axes, which show no anisotropy at least down to the lowest measured temperature of 0.5 K. We have also derived the Maki parameter κ_2 , and it has been revealed that the κ_2 steeply decreases isotropically upon cooling just below T_c . Paramagnetic effects and the symmetry of Cooper pairing of UBe₁₃ are discussed.

KEYWORDS: Unconventional Superconductor, Heavy Fermion, Paramagnetic Effect

The heavy-fermion compound UBe₁₃ has attracted much attention since the discovery of unconventional superconductivity 27 years ago.¹⁾ UBe₁₃ has a cubic structure with the space group O_h^6 (Fm-3c), and exhibits a superconducting (SC) transition at around 0.85 K with a large specific-heat jump ΔC . Despite prolonged scientific efforts to unravel the superconductivity of this material, many open questions remain, in particular concerning the symmetry of Cooper pairing and the unusual SC phase diagram.^{2,3)}

As for the SC gap structure, which is related to the parity of Cooper pairing, the temperature dependence of low- T specific heat $C(T)$ ⁴⁾ and magnetic field penetration depth $\lambda(T)$ ⁵⁾ suggest the presence of point nodes, whereas nuclear magnetic resonance (NMR) spin-relaxation rate $1/T_1$ ⁶⁾ and ultrasonic attenuation $\alpha(T)$ ⁷⁾ suggest a line node. A p -wave Anderson-Brinkman-Morel (ABM) state, which is identified as the A phase in superfluid ³He,⁸⁾ has been proposed for the SC of UBe₁₃ from the T^3 -like behavior observed in the low- T specific heat.⁴⁾ An early NMR study also suggests the occurrence of the ABM state, because the Knight shift does not decrease below T_c .⁹⁾ However, recent muon spin-rotation (μ SR) measurements performed in field, $H \parallel [001]$, have revealed that the muon Knight shift shows a clear decrease below T_c .¹⁰⁾ Furthermore, a recent NMR study by Tou *et al.* has suggested that the Knight shift decreases below T^* (~ 0.7 K $< T_c$) for [001], whereas increases below T^* for [111].¹¹⁾ Therefore, no consensus has been achieved regarding the behavior of Knight shift below T_c as well as the SC-gap structure. Namely, it is still debated whether the Cooper-pairing state of UBe₁₃ is triplet or singlet.

In order to obtain further information about the parity of Cooper pairing, it is important to investigate the presence (or absence) of paramagnetic effects. The value of H_{c2} estimated experimentally by extrapolation to $T = 0$ for UBe₁₃ is about 80-130 kOe, which is much larger than the Pauli limit

$H_P(T=0)$ of $18.4 T_c$ kOe (~ 16.6 kOe for $T_c = 0.9$ K). The paramagnetic effects might be thus considered to be absent in UBe₁₃. However, this expression of H_P is reliable only when a spin-orbit scattering by magnetic impurities can be neglected. Therefore, this large H_{c2} compared with the H_P is insufficient to conclude that there is no paramagnetic effect in UBe₁₃.

Unconventional superconductors often exhibit anisotropy of $H_{c2}(T)$, which could reflect the symmetry of SC order parameter¹²⁾ as well as anisotropy of effective mass of electron. Aliev *et al.* have reported that a single crystal of UBe₁₃ shows an anisotropy of H_{c2} between [001] and [110] directions,¹³⁾ while Signore *et al.* have observed no anisotropy.¹⁴⁾ This discrepancy is probably due to a sample-quality difference; to our knowledge, however, there has been no experimental study on the anisotropy of H_{c2} for UBe₁₃, except these two reports. The further study using another single crystal will thus be useful and necessary.

In the present work, we have performed low- T specific heat measurements on a single crystal of UBe₁₃ under magnetic fields applied for three different crystal axes, and investigated the anisotropy of H_{c2} . We have also studied the temperature dependence and the anisotropy of the Maki parameter κ_2 , which reflects the paramagnetic effects of Cooper pairing.

A single crystal UBe₁₃ was grown by an Al-flux method described in ref. 15. Its dimensions were $\sim 1.8 \times 1.9 \times 0.8$ mm³ and weight was 6.6 mg. The sample orientation was checked by X-ray Laue methods. The specific-heat measurements were performed by a standard semi-adiabatic heat-pulse method in zero magnetic field and by a thermal relaxation method in magnetic fields, using ³He refrigerators. The magnetic field was applied up to 4.5 T, along the three different cubic crystal axes: [001], [110], and [111].

Figure 1 shows the temperature dependence of the zero-field specific heat of UBe₁₃ above 0.3 K. The peak-top temperature T_c^{top} of the specific-heat jump is estimated to be ~ 0.79 K. From the entropy conservation for the SC transition, on the other hand, T_c is estimated to be ~ 0.81 K. Recently,

*E-mail address: yusei@phys.sci.hokudai.ac.jp

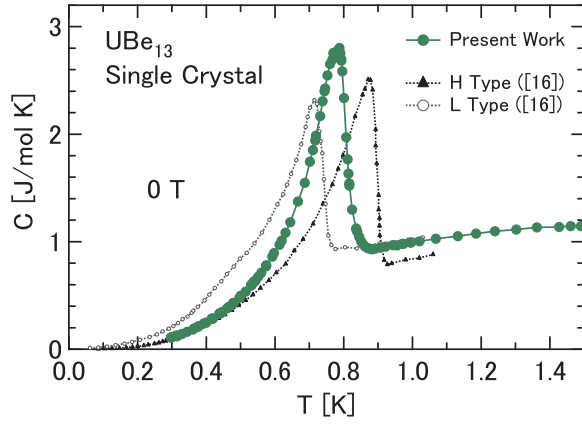


Fig. 1. The temperature dependence of the specific heat of the single crystalline UBe_{13} in zero field. Considering the entropy conservation at second-order transition, T_c is estimated to be 0.81 K. Data of H-type and L-type samples from ref. 16 are also plotted for comparison.

it has been reported that there are two variants in pure UBe_{13} , called H (high) and L (low) type.¹⁶⁾ An H-type UBe_{13} exhibits a SC transition at $\sim 0.85\text{-}0.9$ K, and has a broad anomaly at $T_L \sim 0.7$ K in thermal expansion under zero magnetic field. This anomaly cannot be seen in the temperature dependence of the specific heat at zero field, but in field, the isothermal specific heat curves $C(B)$ show a broad anomaly at a corresponding field called $B^*(T_L)$.¹⁷⁾ On the other hand, an L-type UBe_{13} has a lower T_c of ~ 0.75 K, and it exhibits an obvious anomaly named T_A below T_c in the temperature dependence of the zero-field specific heat. It has been found that T_A corresponds to the thermal-expansion anomaly T_L .¹⁶⁾

In the present study, we could not detect any anomalies in the specific heat below T_c within the experimental accuracy. It should also be noted that the specific-heat jump ΔC at T_c of our sample is larger than those of L-type and H-type samples. It is considered that UBe_{13} is a strong-coupling superconductor because a dimensionless value, $\Delta C/C_n|_{T=T_c} (\equiv \delta C)$ are considerably larger than 1.43, which is expected from the weak-coupling BCS theory. The δC value of an H-type sample is reported to be ~ 2.6 and a L-type sample ~ 2.0 .^{16,17)} on the other hand, our sample shows δC of 2.9 ± 0.3 , if estimated by the entropy conservation analysis, and this value is close to the value of the H-type sample. Hence, the properties seen in the specific heat of our sample is similar to those of the H-type sample rather than the L-type sample, although the T_c is different from the values of each type.

Figure 2 shows a $C(T)/T$ versus T^2 plot of UBe_{13} of our experimental results in zero field. The data reported for an H-type polycrystal in ref. 4 and an H-type single crystal in ref. 16 are also plotted. Although T_c is different, our sample and the H-type sample both reveal the T^3 power-law temperature dependence of $C(T)$ in the low temperature range $T < 0.7 T_c$. This behavior supports the proposal by Ott *et al.* that there are point nodes in the SC gap of UBe_{13} . As mentioned above, however, the correspondence between the $C(T)$ behavior and the microscopic observation associated with the SC gap is not clear in this system, because of its delicate dependence on sample quality. Therefore, in order to establish a reliable specification of the SC gap symmetry of UBe_{13} , it should be

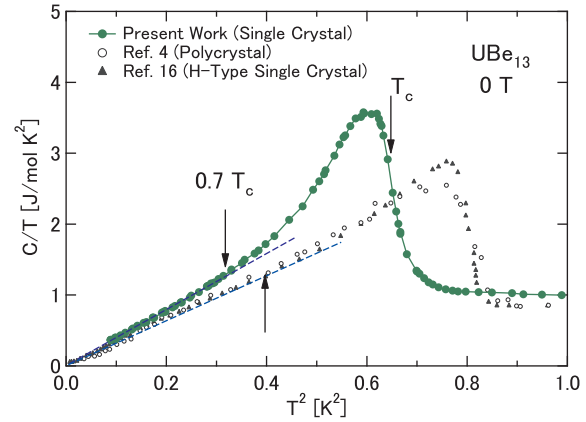


Fig. 2. $C(T)/T$ vs T^2 plot of UBe_{13} in zero field. Data from refs. 4 and 16 are also plotted for comparison. These $C(T)$ data roughly obey the relation $C(T) \propto T^3$ in the temperature range below $\sim 0.7 T_c$, which is indicated by arrows. Broken lines are guides to the eye.

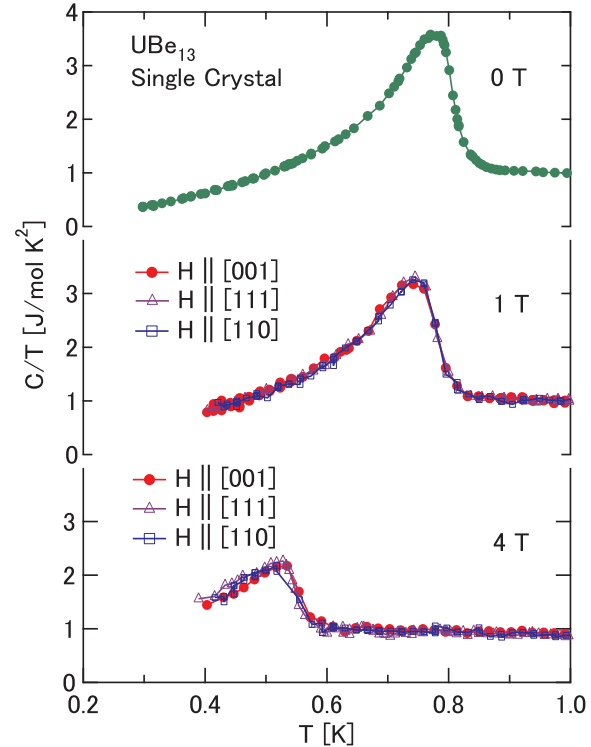


Fig. 3. $C(T)/T$ of the single crystalline UBe_{13} in 0, 1, and 4 T for three different crystal axes.

necessary to investigate the low- T quasiparticle excitations by measuring various quantities on a same-quality single crystal.

Figure 3 shows the temperature dependence of the specific heat $C(T)/T$ measured at the fields 0, 1, and 4 T for the directions: [001], [110], and [111]. There is no significant anisotropy in the magnitude of $C(T)$ and T_c within the experimental error. Figure 4 shows the results of H_{c2} for [001] and H_{c2}^{top} for [001], [110], and [111], where H_{c2} and H_{c2}^{top} are the upper critical fields estimated from $T_c(H)$ and $T_c^{\text{top}}(H)$, respectively. The upper critical field obtained by our previous DC magnetization measurements for the same sample¹⁸⁾ is also plotted as H_{c2}^{mag} . H_{c2}^{top} is in good agreement with H_{c2}^{mag} , while H_{c2} , which is obtained by considering entropy conservation at T_c , is slightly larger than H_{c2}^{top} and H_{c2}^{mag} . Previously,

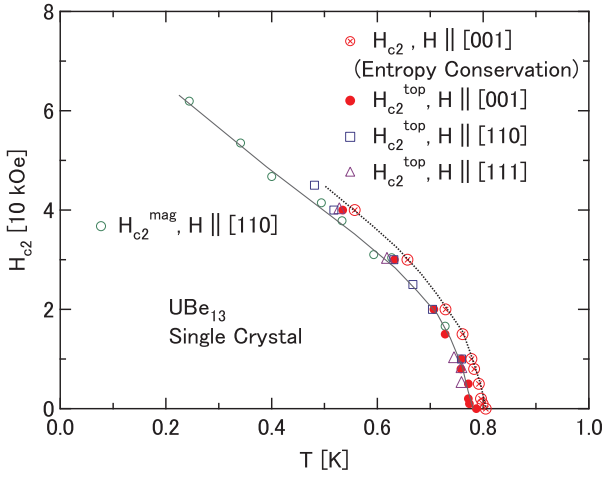


Fig. 4. The upper critical field H_{c2} and H_{c2}^{top} of UBe_{13} obtained from specific-heat measurements. As for the H_{c2}^{top} , the results for three different crystal axes ([001], [110], and [111]) are plotted. The solid and the dotted lines are guides to the eye. The results of previous DC magnetization measurements from ref. 18 are also plotted.

Aliev *et al.* have reported that H_{c2} for the field direction [001] is larger than that for [110], and their difference increases to ~ 300 Oe at $\sim 0.7 T_c$.¹³ Since T_c of our sample is 0.81 K, the similar magnitude of anisotropy is expected to be observed at ~ 0.5 K. However, as seen in Fig. 3 and 4, the specific heat of our sample does not show any evidence for the anisotropy of H_{c2} , at least, down to 0.5 K. It will be very important to investigate whether the anisotropy appears in the H_{c2} curves at lower temperatures.

In general, the Maki parameter κ_2 can be obtained from the slope of a magnetization curve just below H_{c2} by using the relation (in cgs units): $(dM_{\text{eq}}^{\text{SC}}/dH)_{H_{c2}} = 1/4\pi(2\kappa_2^2 - 1)\beta_A$, where the subscript ‘eq’ denotes a thermal equilibrium process, $M_{\text{eq}}^{\text{SC}}(H)$ a diamagnetic contribution of superconductivity, and $\beta_A (= 1.16)$ a geometric constant for triangular vortex lattice.^{19,20} On the other hand, Ehrenfest’s relation for a second-order phase transition relates the slope of magnetization curve near H_{c2} to the specific-heat jump ΔC as follows:^{20,21}

$$\left(\frac{\Delta C}{T}\right)_{T_c(H)} = \left(\frac{dH_{c2}}{dT}\right)_{T_c(H)} \left(\frac{dM_{\text{eq}}^{\text{SC}}}{dH}\right)_{H_{c2}}. \quad (1)$$

Consequently, one can obtain κ_2 also from the observed values of dH_{c2}/dT and ΔC at $T_c(H)$ in magnetic fields as follows:

$$\left(\frac{\Delta C}{T}\right)_{T_c(H)} = \left(\frac{dH_{c2}}{dT}\right)_{T_c(H)} \frac{1}{4\pi(2\kappa_2^2 - 1)\beta_A}. \quad (2)$$

In order to perform this latter procedure, we converted the specific heat per mole [J/mol K] to the value per unit volume [erg/cm³K] by using the density and molecular mass of UBe_{13} : $d = 4.36$ g/cm³ and $M = 355.187$, respectively.

Figure 5 (a), (b), and (c) show the obtained temperature dependence of $\Delta C/T$, dH_{c2}/dT , and κ_2 , respectively, for $H \parallel [001]$. κ_2 of our sample decreases steeply with decreasing temperature below T_c , and becomes constant below $\sim 0.88 T_c$. According to Eq. (2), κ_2 is almost inversely proportional to $(\Delta C/T)^{1/2}$, and directly proportional to $|dH_{c2}/dT|$ in the case of $\kappa_2 \gg 1$. The decrease in $\Delta C/T$ thus contributes to in-

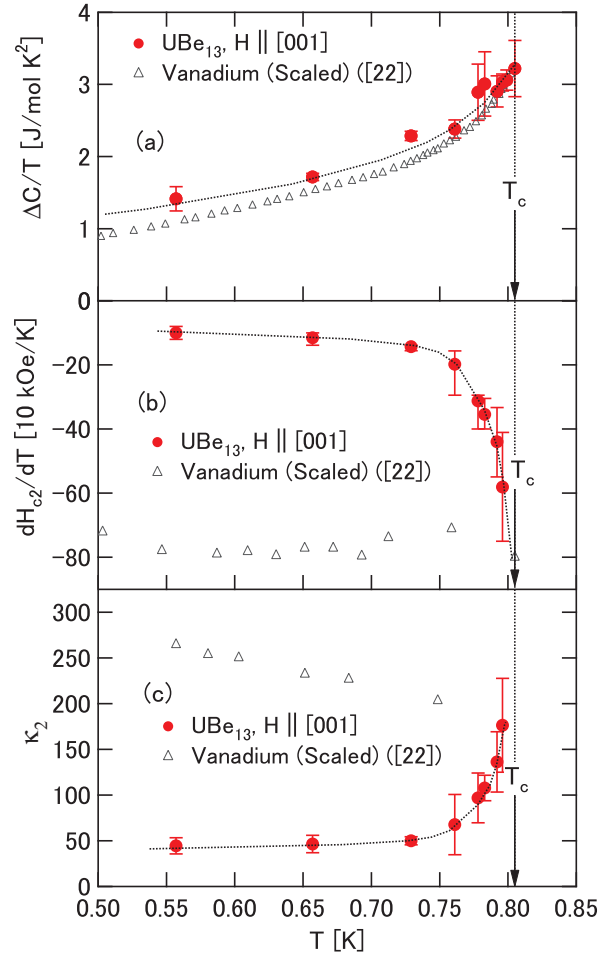


Fig. 5. The temperature dependence of (a) ΔC , (b) dH_{c2}/dT , and (c) κ_2 for $H \parallel [001]$ of UBe_{13} . The dotted lines are guides to the eye. The experimental results of vanadium,²² scaled to the magnitudes of UBe_{13} at zero field, are also plotted for comparison.

creasing κ_2 , while that in $|dH_{c2}/dT|$ reduces κ_2 . In the present case, as temperature is lowered from T_c to ~ 0.5 K, $|dH_{c2}/dT|$ decreases to $\sim 16\%$, whereas $(\Delta C/T)^{1/2}$ decreases to $\sim 66\%$. The observed reduction of κ_2 with the non-linear T variation in UBe_{13} can thus mainly be attributed to the behavior of dH_{c2}/dT . Since there is no anisotropy in ΔC and H_{c2} , $\kappa_2(T)$ shows no anisotropy as well.

For the sake of comparison, we also plot in Fig. 5 the results of a type-II superconductor, vanadium (V), quoted from ref. 22. The magnitude of T_c , $\Delta C/T|_{T=T_c}$, $dH_{c2}/dT|_{T=T_c}$, and $\kappa_2(T_c) (= \kappa_{\text{GL}} \equiv \lambda/\xi)$ of V are scaled to those of UBe_{13} at zero field, where λ and ξ denote magnetic penetration depth and correlation length, respectively. The relative changes of $\Delta C/T$ of V is similar to that of UBe_{13} , while dH_{c2}/dT of V is nearly independent of temperature, providing a remarkable contrast with the behavior of UBe_{13} . As a result, κ_2 of V just shows a monotonous increase upon cooling. From this comparison, we strongly suggest the peculiarity of the field distraction process of the SC state in UBe_{13} ; i. e., a strong bending effect of the H_{c2} curve appears to be present at $\sim 0.9 T_c$. We should also note that the absolute value of κ_{GL} for UBe_{13} is roughly of order 10^2 , which is two orders of magnitude larger than that of V (~ 0.85).

The decrease of κ_2 upon cooling could reflect a param-

agnetic effect. Generally, energy due to spin susceptibility $\chi_s H^2/2$ of a heavy-fermion system is large and comparable with the condensation energy of SC state: $\chi_s H^2/2 \sim H_c^2/8\pi$. In this case, when two antiparallel-spin electrons form a Cooper pair, the electrons could change from the SC state to the spin-polarized normal state in a high field ($\sim H_p$) to gain the magnetic energy of the system. Consequently, the $H_{c2}(T)$ in high-field region is suppressed (paramagnetic effect).²³ Since the slope of magnetization curve $dM_{\text{eq}}^{\text{SC}}(H)/dH$ near H_{c2} becomes larger at low temperatures, $\kappa_2(T)$ decreases upon cooling. In the case of spin-singlet pairing, the paramagnetic effect should be present for all directions, and thus $\kappa_2(T)$ isotropically decreases by cooling in fields. For example, the heavy-fermion superconductor CeCoIn₅, which is considered to have an even-parity pairing, reveals a clear decrease of κ_2 regardless of the field direction.²⁴ In the case of spin-triplet pairing, on the other hand, if spin-orbit coupling is negligibly small, the paramagnetic effect should be absent for all directions, since the total spin of Cooper pair can follow the field direction without conflicting with the SC condensation. In this case, the $\kappa_2(T)$ in general does not decrease but increases upon cooling. However, if the spin-orbit coupling is not negligible, it may lead to the paramagnetic effect: if a projection of a total spin of a Cooper pair perpendicular to the magnetic field is not zero, and locked on one direction of a crystal axis with strong spin-orbit coupling, the paramagnetic effect should be present.

Our experimental results suggest that the paramagnetic effect isotropically occurs in UBe₁₃, and this does not conflict with the behavior expected for the spin-singlet pairing. An odd-parity pairing, however, might also be possible, if it leads to some isotropic paramagnetic effect at least down to 0.5 K ($\sim 0.6 T_c$). Such an isotropic paramagnetic effect may occur in a triplet state, with strong spin-orbit coupling, which belongs to a one-dimensional representation of the cubic group: the SC gap function of this state is constant over the Fermi surface, and is similar to Balian-Werthamer state of ³He superfluidity. However, this one-dimensional triplet SC state cannot explain the existence of point nodes in the SC gap of this material. As for another possible explanation for the decrease in $\kappa_2(T)$ of UBe₁₃, we wish to point out the effect of spin-orbit scattering by magnetic impurities. Maki has numerically shown that κ_2 of a type-II superconductor could decrease upon cooling in the presence of strong spin-orbit scattering in a dirty limit.²⁵ If there are $5f$ electrons that remain the normal state even in the SC phase, they may act as the magnetic impurities forming a scattering potential for the SC electrons. Our present data do not rule out the possibility that such spin-orbit scattering occurs frequently in UBe₁₃. In order to elucidate the origin of the decrease in the $\kappa_2(T)$ of this system, it will be very crucial to investigate the temperature dependence and the anisotropy of the κ_2 at lower temperatures. For this purpose, DC magnetization measurements below 0.5 K are now in progress.

In conclusion, we have performed the low- T specific heat measurements in magnetic fields on a single crystal of UBe₁₃. The specific heat $C(T)$ of our sample obeys T^3 dependence in the temperature range of $T < 0.7 T_c$, which is similar to the behavior of the H-type samples,⁴ and suggests the presence of point nodes in the SC gap of this material. We have also derived the Maki parameter $\kappa_2(T)$ as well as the upper

critical field H_{c2} down to 0.5 K for the three directions of [001], [110], and [111]. No anisotropy has been observed in the $\kappa_2(T)$ and $H_{c2}(T)$ curves within the experimental accuracy. We have shown that the κ_2 reveals a clear decrease upon cooling for all the directions. The experimental results suggest the presence of paramagnetic effect, which is isotropic to the investigated crystal axes, or of the effect of strong spin-orbit scattering due to magnetic impurities in UBe₁₃, both at least, down to 0.5 K. In order to obtain further understanding of this unusual SC state, it is needed to investigate the behavior of κ_2 and H_{c2} at lower temperatures using the same sample.

We thank H. Tou, H. Harima, and H. Kusunose for valuable discussions. The present work was supported by Grant-in-Aid for Scientific Research on Innovative Areas ‘Heavy Electrons’ (20102002) and Scientific Research B (19340086), and S (20224015) from the Ministry of Education, Culture, Sports, Science and Technology, Japan.

- 1) H. R. Ott, H. Rudigier, Z. Fisk, and J. L. Smith: Phys. Rev. Lett. **50** (1983) 1595.
- 2) U. Rauchschwalbe, U. Ahlheim, F. Steglich, D. Rainer, and J. J. M. France: Z. Phys. B **60** (1985) 379.
- 3) M. B. Maple, J. W. Chen, S. E. Lambert, Z. Fisk, J. L. Smith, H. R. Ott, J. S. Brooks, and M. J. Naughton: Phys. Rev. Lett. **54** (1985) 477.
- 4) H. R. Ott, H. Rudigier, T. M. Rice, K. Ueda, Z. Fisk, and J. L. Smith: Phys. Rev. Lett. **52** (1984) 1915.
- 5) D. Einzel, P. J. Hirschfeld, F. Gross, B. S. Chandrasekhar, K. Andres, H. R. Ott, J. Beuers, Z. Fisk, and J. L. Smith: Phys. Rev. Lett. **56** (1986) 2513.
- 6) D. E. MacLaughlin, C. Tien, W. G. Clark, M. D. Lan, Z. Fisk, J. L. Smith, and H. R. Ott: Phys. Rev. Lett. **53** (1984) 1833.
- 7) B. Golding, D. J. Bishop, B. Batlogg, W. H. Haemmerle, Z. Fisk, J. L. Smith, and H. R. Ott: Phys. Rev. Lett. **55** (1985) 2479.
- 8) A. J. Leggett: Rev. Mod. Phys. **47** (1975) 331.
- 9) C. Tien, and I. M. Jiang: Phys. Rev. B **40** (1989) 229.
- 10) J. E. Sonier, R. H. Heffner, G. D. Morris, D. E. MacLaughlin, O. O. Bernal, J. Cooley, J. L. Smith, and J. D. Thompson: Physica B **326** (2003) 414.
- 11) H. Tou: private communications.
- 12) L. P. Gor'kov: Pis'ma Zh. Eksp. Teor. Fiz. **40**, (1984) 351 [JETP Lett., **40** (1984) 1155].
- 13) F. G. Aliev, V. Kovachik, V. V. Moshchalkov, V. V. Pryadun, N. E. Alekseevskii, A. V. Mitin, N. Agrait, S. Vieira, and R. Villar: J. Low. Temp. Phys. **85** (1991) 359.
- 14) P. J. C. Signore, B. Andraka, G. R. Stewart, and M. W. Meisel: Phys. Rev. B **52** (1995) 10315.
- 15) Y. Haga, E. Yamamoto, T. Honma, A. Nakamura, M. Hedo, S. Araki, H. Ohkuni, and Y. Ōnuki: Physica B **259-261** (1999) 627.
- 16) C. Langhammer, R. Helfrich, A. Bach, F. Kromer, M. Lang, T. Michels, M. Deppe, F. Steglich, and G. R. Stewart: J. Mag. Mag. Mat. **177-181** (1998) 443.
- 17) F. Kromer, R. Helfrich, M. Lang, F. Steglich, C. Langhammer, A. Bach, T. Michels, J. S. Kim, and G. R. Stewart: Phys. Rev. Lett. **81** (1998) 4476.
- 18) Y. Shimizu, Y. Ikeda, T. Wakabayashi, K. Tenya, Y. Haga, H. Hidaka, T. Yanagisawa, and H. Amitsuka: J. Phys.: Conf. Ser. **273** (2011) 012084.
- 19) B. Serin: ‘Type II Superconductivity: Experiments’ in Superconductivity, edited by R. D. Parks (Marcel Dekker, New York, 1969), Vol. 2, Ch. 15.
- 20) D. Saint-James, G. Sarma, and E. J. Thomas: ‘Type-II Superconductivity’ (Pergamon Press, Oxford, 1969) Ch. 7.
- 21) B. B. Goodman: Phys. Letters. **1** (1962) 215.
- 22) R. Radebaugh, and P. H. Keesom: Phys. Rev. **149** (1966) 217.
- 23) N. R. Werthamer, E. Helfand, and P. C. Hohenberg: Phys. Rev. **147** (1966) 295.
- 24) S. Ikeda, H. Shishido, M. Nakashima, R. Settai, D. Aoki, Y. Haga, H. Harima, Y. Aoki, T. Namiki, H. Sato, and Y. Ōnuki: J. Phys. Soc. Jpn. **70** (2001) 2248.
- 25) K. Maki: Phys. Rev. **148** (1966) 362.