

CONFORMAL INVARIANCE OF LOOPS IN THE DOUBLE-DIMER MODEL

RICHARD KENYON

ABSTRACT. The dimer model is the study of random dimer covers (perfect matchings) of a graph. A double-dimer configuration on a graph \mathcal{G} is a union of two dimer covers of \mathcal{G} . We introduce quaternion weights in the dimer model and show how they can be used to study the homotopy classes (relative to a fixed set of faces) of loops in the double dimer model on a planar graph. As an application we prove that, in the scaling limit of the “uniform” double-dimer model on \mathbb{Z}^2 (or on any other bipartite planar graph conformally approximating \mathbb{C}), the loops are conformally invariant.

As other applications we compute the exact distribution of the number of topologically nontrivial loops in the double-dimer model on a cylinder and the expected number of loops surrounding two faces of a planar graph.

1. INTRODUCTION

A **dimer cover**, or perfect matching, of a graph \mathcal{G} is a set of edges with the property that each vertex is the endpoint of exactly one edge. A **double-dimer configuration** is a union of two dimer covers, or equivalently a set of even-length simple loops and doubled edges with the property that every vertex is the endpoint of exactly two edges (which may be doubled).

The uniform dimer model (the uniform measure on dimer covers) on the square grid \mathbb{Z}^2 has been the subject of much research, starting with the exact enumeration of [5, 18] and culminating in the limit shape theorems in, successively, [1, 11, 10], and conformal invariance results in [8]. It was conjectured in [13] (see also [16]) that the loops in the double-dimer model also have conformally-invariant scaling limits, and are related to SLE_4 . We prove here the conformal invariance of the loops.

If a graph \mathcal{G} has positive edge weights $\nu: E \rightarrow \mathbb{R}_{>0}$, there is a natural probability measure μ_ν on dimer covers which gives a dimer cover a probability proportional to the product of its edge weights. From $\mu_\nu \otimes \mu_\nu$ we similarly get probability measures on double-dimer configurations. More general double-dimer probability measures can be

constructed by taking $\mu_{\nu_1} \otimes \mu_{\nu_2}$ for different ν_1, ν_2 , or even $\nu_2 = \bar{\nu}_1$ when ν_1 is complex-valued (in this case $\mu_{\nu_1} \otimes \mu_{\nu_2}$ may be a probability measure on double-dimer configurations, thought of as collections of loops, even though μ_{ν_1} and μ_{ν_2} are not probability measures).

The main innovation in this paper is the introduction of quaternionic (or more generally $\mathrm{SL}_2(\mathbb{C})$) weights for the double-dimer model, a tool which is not available for the single-dimer model. The Kasteleyn theorem on evaluating the weighted sum of dimer covers via determinants can be extended to apply in this case; one must use the so-called quaternion-determinant, or q -determinant [3, 14] of a self-dual quaternionic matrix. The q -determinant of the quaternionic Kasteleyn matrix is then the partition function of the double-dimer model (Theorem 2 below).

Another important tool in the proof of conformal invariance is a theorem of Fock and Goncharov [4], Theorem 3 below, connecting the set of simple closed curves (or more generally laminations) on surfaces with the $\mathrm{SL}_2(\mathbb{C})$ representation theory of its fundamental group.

On a multiply-connected planar domain U we show that, for a graph conformally approximating U (in the sense that discrete harmonic functions converge to harmonic functions on U), the distribution of the homotopy types of the homotopically nontrivial double dimer loops only depends on the conformal type of U . See Corollary 5 for the case when the graph is essentially $U \cap \epsilon\mathbb{Z}^2$, and Section 8 for the extension to other graphs.

As a limiting case of the above we can take U to be a bounded simply connected region from which a finite number of points z_1, \dots, z_m have been removed; in this case we show that the distribution of the homotopy types of the nonperipheral, homotopically nontrivial loops in the double dimer model only depends on the conformal type of U . (A loop is peripheral if it is isotopic to a small loop surrounding exactly one of the punctures z_i .) See Section 7.

We give two other applications of these ideas: a computation of the exact distribution of the number of topologically non-trivial loops in a double-dimer configuration on the square-grid on a cylinder (see Section 9), and the expected number of double-dimer loops surrounding simultaneously two points z_1, z_2 (see Section 10).

In our main proof we approximate U with a discrete graph $\mathcal{G}_\epsilon \subset \epsilon\mathbb{Z}^2$ with rather special boundary conditions called Temperleyan boundary conditions [7], (See Figure 2). This issue of choice of boundary conditions is a delicate one. In fact, for naive choices of boundary conditions the conformal invariance will not hold, see [9]. There are nonetheless many other “good” choices of boundary conditions and it is possible to

show with the techniques in this paper that the conformal invariance holds for these graphs as well. Our choice in the current paper was designed to make the proof as simple as possible. The technical difficulty in the general case is showing convergence of K^{-1} , the inverse Kasteleyn operator. In the current case we can write K^{-1} in terms of the discrete Dirichlet Green's function whose convergence properties are well known. For other boundary conditions the corresponding discrete Green's functions are (usually) less well understood.

2. VECTOR BUNDLES AND CONNECTIONS

Let $\mathcal{G} = (V, E)$ be a graph and W a vector space. A **W -bundle** on \mathcal{G} is a vector space W_v isomorphic to W associated to each vertex v of \mathcal{G} . The **total space** of the bundle is $W_{\mathcal{G}} = \bigoplus_{v \in V} W_v$; a **section** is an element of $W_{\mathcal{G}}$. A **connection** $\Phi = \{\phi_e\}_{e \in E}$ on a vector bundle is the choice of an isomorphism $\phi_{vv'}: W_v \rightarrow W_{v'}$ for every edge $e = vv'$, with the property that $\phi_{-e} = \phi_e^{-1}$, where $-e$ is the edge e with the reverse orientation. The map $\phi_{vv'}$ is the **parallel transport** of vectors at v to vectors at v' .

Two connections Φ and Φ' are **gauge equivalent** if there are isomorphisms $\psi_v: W_v \rightarrow W_v$ such that $\psi_{v_2} \phi'_{v_1 v_2} = \phi_{v_1 v_2} \psi_{v_1}$ for all adjacent v_1, v_2 .

If γ is an oriented closed path on \mathcal{G} starting at v , the **monodromy** of the connection along γ is the product of the parallel transports along γ ; it is an element of $\text{End}(W_v)$. Gauge equivalent connections give conjugate monodromies; changing the starting point along γ also conjugates the monodromy.

If \mathcal{G} is embedded on a surface (in such a way that faces are contractible), a **flat connection** is a connection with trivial monodromy around faces, and thus around any contractible curve. If Φ is a flat connection, given any contractible union of faces S , it is not hard to see that one can choose a connection gauge equivalent to Φ which is locally trivial on S , that is, is the identity on each edge in S .

It is convenient to represent a flat connection as in Figure 2: take a set of simple closed paths in the dual graph which support cocycles generating the cohomology of the surface (in other words, cutting the edges crossing these paths results in a contractible surface) and take flat connection supported on the edges crossing these paths. Any flat connection is equivalent to one of this form. We call such a dual path a zipper.

In this paper we use only 1- or 2-dimensional complex vector bundles, with parallel transports in \mathbb{C}^* or $\text{SL}_2(\mathbb{C})$. In fact for the purposes

of studying the double-dimer measure it suffices to take unitary connections, with structure group U_1 or SU_2 .

3. DIMER MODEL

3.1. The single-dimer model.

3.1.1. *Definition.* Let \mathcal{G} be a graph and $\nu : E \rightarrow \mathbb{R}_{>0}$ a positive real weight function on the edges. Let $\mathcal{M} = \mathcal{M}(\mathcal{G})$ be the set of dimer covers (perfect matchings) of \mathcal{G} . For $m \in \mathcal{M}$ define $\nu(m) = \prod_{e \in m} \nu(e)$ to be its weight. We define a probability measure μ on \mathcal{M} where the probability of m is proportional to $\nu(m)$. The constant of proportionality is $1/Z$ where $Z = \sum_{m \in \mathcal{M}} \nu(m)$ is called the **partition function**.

Note that if ν' is a different weight function, obtained from ν by multiplying the edge weights at a given vertex by a nonzero constant λ , then μ is unchanged, since every dimer cover has weight multiplied by λ . Compositions of such operations are called **gauge transformations**. Two weight functions are **gauge equivalent** if they are related by a gauge transformation.

3.1.2. *Line bundle interpretation.* Now suppose \mathcal{G} is bipartite, with black vertices \mathcal{B} and white vertices \mathcal{W} . Define $\Phi = \Phi_\nu$, a connection on a line bundle on \mathcal{G} , by taking $W = \mathbb{C}^1$ and $\phi_e = \nu(e)$ if e is directed from black to white, that is, ϕ_e is multiplication by $\nu(e)$ (we must then have $\phi_{-e} = \nu(e)^{-1}$). If ν_1 and ν_2 are gauge equivalent as weight functions, then their associated connections $\Phi_{\nu_1}, \Phi_{\nu_2}$ are gauge equivalent as bundles. Thus μ depends only on the gauge equivalence class of Φ ; gauge transformations do not change μ .

3.1.3. *Kasteleyn matrix.* If \mathcal{G} is planar and bipartite, Kasteleyn showed [5] that the partition function Z is the determinant of the **Kasteleyn matrix** $K = (K(w, b))_{w \in \mathcal{W}, b \in \mathcal{B}}$ whose rows index white vertices and columns index black vertices, and $K(w, b) = \pm \nu_{wb} = \pm \phi_{wb}$. Here the sign is chosen according to the ‘‘Kasteleyn sign condition’’ for bipartite graphs, that is, so that the number of minus signs around a face of length ℓ is $\frac{\ell}{2} + 1 \pmod{2}$. We have $Z = |\det K|$.

In the case \mathcal{G} is planar but not bipartite, there is a generalization of this result also due to Kasteleyn: Z is the Pfaffian of an antisymmetric matrix $K = (K(v, v'))_{v, v' \in V}$ (also called Kasteleyn matrix), indexed by all the vertices of \mathcal{G} , with $K(v, v') = \pm \nu(vv')$. Here the sign is chosen by orienting the edges of \mathcal{G} in such a way that each face has an odd number of clockwise-oriented edges.

3.2. Double dimer model.

3.2.1. *Definition.* Let \mathcal{G} be a general (not necessarily bipartite) graph and $\nu_1, \nu_2 : E \rightarrow \mathbb{C}$ two weight functions, not necessarily real. Given a pair $(m_1, m_2) \in \mathcal{M}^2$, we associate a weight $\nu(m_1, m_2) = \nu_1(m_1)\nu_2(m_2)$ where $\nu_i(m)$ are defined as above. The partition function Z_{dd} is defined as

$$(1) \quad Z_{dd} = Z(\nu_1)Z(\nu_2) = \sum_{(m_1, m_2) \in \mathcal{M}^2} \nu(m_1, m_2).$$

It is natural to group configurations according to the set of loops they form. Let $\Omega = \Omega(\mathcal{G})$ be the set coverings of \mathcal{G} by collections of edges which form cycles of even length or doubled edges (so that each vertex is the endpoint of exactly two edges, which may be the same edge). We call Ω the set of **double dimer configurations** on \mathcal{G} . To $\omega \in \Omega$ we associate a weight

$$\nu(\omega) = \prod_{\text{doubled edges}} \nu_1(e)\nu_2(e) \prod_{\text{cycles}} (w_1 + w_2)$$

where for a cycle $\gamma = (v_1 \rightarrow v_2 \rightarrow \cdots \rightarrow v_{2n} \rightarrow v_1)$ we associate two weights

$$w_1(\gamma) = \nu_1(v_1v_2)\nu_2(v_2v_3)\nu_1(v_3v_4)\nu_2(v_4v_5)\dots$$

and

$$w_2(\gamma) = \nu_2(v_1v_2)\nu_1(v_2v_3)\nu_2(v_3v_4)\nu_1(v_4v_5)\dots$$

Lemma 1. $Z_{dd} = Z(\nu_1)Z(\nu_2) = \sum_{\omega \in \Omega} \nu(\omega)$.

Proof. A single element $\omega \in \Omega$ with k cycles corresponds to 2^k pairs $(m_1, m_2) \in \mathcal{M}^2$: each cycle in ω can be partitioned in two ways to get two dimer covers of it. \square

If we are interested in constructing a probability measure on Ω , we must (somehow) choose ν_1, ν_2 so that the weights of configurations are real and nonnegative. The reality can be guaranteed if we take for example $\nu_2 = \bar{\nu}_1$, since then $w_2 = \bar{w}_1$ for any cycle. Positivity can then be achieved if the arguments of the weights are sufficiently small.

3.2.2. *Computation.* If \mathcal{G} is planar, from (1) we have

$$(2) \quad Z_{dd} = \text{Pf}K_1\text{Pf}K_2$$

where K_1, K_2 are antisymmetric Kasteleyn matrices associated to ν_1, ν_2 respectively.

If \mathcal{G} is bipartite and planar, we can instead use a single matrix $K = (K(v, v'))_{v, v' \in V}$ indexed by all vertices, where $K(w, b) = \pm\nu_1(b, w)$ and

$K(b, w) = \pm\nu_2(w, b)$. The signs are again determined by the Kasteleyn condition for bipartite graphs mentioned above. In this case we have

$$(3) \quad Z_{dd} = \det K.$$

Equations (2) and (3) are special cases (for antidiagonal matrices and diagonal matrices, respectively) of the construction below.

3.3. $\mathrm{SL}_2(\mathbb{C})$ -bundle case. Let \mathcal{G} be a bipartite graph and $\nu: E \rightarrow \mathbb{R}_{>0}$ a positive real weight function on the edges. Let Φ be an $\mathrm{SL}_2(\mathbb{C})$ -connection on a \mathbb{C}^2 -bundle on \mathcal{G} , that is, a connection where the parallel transports are in $\mathrm{SL}_2(\mathbb{C})$.

The weight of $\omega \in \Omega$ is now defined to be

$$(4) \quad \nu(\omega) = \prod_e \nu(e) \prod_{\text{cycles}} \mathrm{Tr}(w),$$

where the first product is over edges of ω (and doubled edges are counted twice) and the second product is over nontrivial cycles (that is, not the doubled edges), w being the monodromy of the cycle in one direction or the other (note that $\mathrm{Tr}(w) = \mathrm{Tr}(w^{-1})$).

In order to associate a probability measure it is necessary that the trace of the monodromy on any loop which occurs in some $\omega \in \Omega$ be nonnegative. This can be arranged for example if the parallel transports $\phi_{vv'}$ are all sufficiently close to the identity.

Associated to an $\mathrm{SL}_2(\mathbb{C})$ connection on a bipartite planar graph is a Kasteleyn matrix K with entries in $\mathrm{GL}_2(\mathbb{C})$, defined as follows. We define $K(v, v') = K_\nu(v, v')\phi_{vv'}$ where K_ν is the usual weighted signed Kasteleyn matrix, and $\phi_{vv'}$ are the parallel transports written in the standard basis for \mathbb{C}^2 .

Note that the matrix K is **self-dual**, that is $K(v, v') = K(v', v)^*$ where by $*$ we mean the “ q -conjugate”: if $A = \begin{pmatrix} a & b \\ c & d \end{pmatrix}$ then $A^* = \begin{pmatrix} d & -b \\ -c & a \end{pmatrix}$.

Theorem 2. *We have $Z_{dd} = \sum_{\omega \in \Omega} \nu(\omega) = \mathrm{Qdet} K$.*

Here Qdet is the quaternion determinant of a self-dual matrix, defined by:

$$(5) \quad \mathrm{Qdet} K = \sum_{\sigma \in S_n} \mathrm{sgn}(\sigma) \prod_{\text{cycles } C} \frac{1}{2} \mathrm{Tr}(K_C),$$

where the product is over cycles C of σ , and K_C is the product of the elements of K along the cycle C , that is, if C is the cycle

$$v_1 \rightarrow v_2 \rightarrow \dots v_n \rightarrow v_1$$

then $K_C = K_{v_1 v_2} K_{v_2 v_3} \dots K_{v_n v_1}$.

Proof. Each summand in (5) for $\text{Qdet}(K)$ is zero unless σ maps nearest neighbors to nearest neighbors, and thus is a double-dimer configuration; because K is bipartite all cycles must have even length. The weight of a nonzero term is equal to the product of its edge weights (with doubled edges counting twice) times the product of $1/2$ the trace of the monodromy on all nontrivial (length bigger than 2) cycles. When we account for both orientations of each nontrivial cycle, its contribution is the trace of its monodromy.

It remains to verify that each nonzero term has the same sign. This is true by Kasteleyn's theorem (equation (3) above) for the trivial bundle, and thus (by for instance deforming continuously to the case of a nontrivial bundle) remains true in general. \square

If K is an $n \times n$ self-dual matrix with entries in $\text{GL}_2(\mathbb{C})$, let \tilde{K} be the $2n \times 2n$ matrix with entries in \mathbb{C} , obtained by replacing each entry by its 2×2 block. Mehta [15], see also [3], proved that $\text{Qdet}K$ is equal to the Pfaffian of the (antisymmetric) matrix $\mathcal{Z}\tilde{K}$, where \mathcal{Z} is the $2n \times 2n$ matrix with blocks $\begin{pmatrix} 0 & 1 \\ -1 & 0 \end{pmatrix}$ on the diagonal and zeros elsewhere.

Since \mathcal{G} is bipartite, listing white vertices first, K has the form $K = \begin{pmatrix} 0 & M \\ M^* & 0 \end{pmatrix}$ where M is the matrix with $\text{GL}_2(\mathbb{C})$ -entries with rows indexing white vertices and columns indexing black vertices. Thus $\text{Qdet}K = \det \tilde{M}$ where \tilde{M} is the $n \times n$ matrix obtained by replacing each entry in M by its 2×2 block.

Later we will use the fact that the inverse of a self-dual matrix K of nonzero Qdet is well-defined, is both a left- and right-inverse, and is self-dual, see [3].

Note that if we choose $\phi_e = \begin{pmatrix} \lambda & 0 \\ 0 & \lambda^{-1} \end{pmatrix}$ where $\lambda = \sqrt{\frac{\nu_1(e)}{\nu_2(e)}}$ and $\nu(e) = \sqrt{\nu_1(e)\nu_2(e)}$ then (3) is a special case of Theorem 2.

The construction in this section also works for nonbipartite graphs if we can arrange that the trace of the monodromy around every odd-length loop is 0 (then configurations with odd-length loops have zero weight). For example if we choose $\phi_e = \begin{pmatrix} 0 & \lambda \\ -\lambda^{-1} & 0 \end{pmatrix}$ where $\lambda = \sqrt{\frac{\nu_1(e)}{\nu_2(e)}}$

and $\nu(e) = \sqrt{\nu_1(e)\nu_2(e)}$ then (2) is a special case of Theorem 2 for nonbipartite graphs.

Question: Are there other, more interesting, connections in which the trace of the odd-length-loop monodromies are zero?

4. TOPOLOGY OF PATHS

An **noncontractible simple closed curve** on a surface Σ is a simple closed curve which does not bound a disk. A **finite lamination** on a surface Σ , possibly with boundary, is a finite set $L = \{\gamma_1, \dots, \gamma_k\}$ of pairwise disjoint noncontractible simple closed curves γ_i , considered up to isotopy. By this we mean that we consider two finite laminations to be equivalent if they are isotopic, that is, they have the same number of loops in the same homotopy classes.

Let $(\mathcal{G}, \nu, \Sigma)$ be a triple consisting of a bipartite graph \mathcal{G} , with edge weights ν , embedded on a surface Σ . The loops in a double-dimer cover $\omega \in \Omega(\mathcal{G})$ may or may not be contractible. We associate to ω the finite lamination $\lambda(\omega)$ which is the (possibly empty) set of noncontractible cycles, that is, those cycles which do not bound disks in Σ .

Let μ_0 be the probability measure on double-dimer configurations Ω defined for $\omega \in \Omega$ by

$$\mu_0(\omega) = \frac{2^k}{Z} \prod_{e \in \omega} \nu(e),$$

where Z is a normalizing constant, k is the number of nontrivial cycles (contractible or not) and again doubled edges are counted twice in the product (but do not count as cycles). This is the weight (4) associated with the trivial connection. We refer to μ_0 as the **natural** measure on double dimer configurations (since it arise from the uniform measure on single-dimer configurations). We wish to study the μ_0 -probability of any finite lamination on Σ , that is, the probability that a μ_0 -random configuration ω has $\lambda(\omega)$ of a specified type.

Recall that a flat connection on (\mathcal{G}, Σ) is a connection whose monodromy around every contractible loop is the identity. The set of flat $\mathrm{SL}_2(\mathbb{C})$ -connections modulo gauge transformations has the structure of an algebraic variety $X = X(\Sigma)$, isomorphic to the **representation variety** of homomorphisms of $\pi_1(\Sigma)$ into $\mathrm{SL}_2(\mathbb{C})$, modulo conjugation.

Let $\Phi = \{\phi_e\}$ be a flat connection. By Theorem 2, the partition function $Z_{dd} = Z_{dd}(\Phi)$, which is a polynomial function of the entries of the ϕ_e , is a nonnegative linear combination of terms $\prod_{\gamma \in L} \mathrm{Tr}(w_\gamma)$ where L runs through all possible finite laminations of (\mathcal{G}, Σ) . In particular it is a function on X .

Let $\mathcal{V} = \mathcal{V}(\mathcal{G}, \Sigma)$ be the vector space of functions of $\Phi = \{\phi_e\}$ which are polynomial in the matrix entries and invariant under gauge transformations. This is a vector space of infinite dimension but finite in each degree. Fock and Goncharov proved

Theorem 3 ([4]). *Suppose Σ has nonempty boundary. The elements $\prod_{\gamma \in L} \text{Tr}(w_\gamma)$, as elements of \mathcal{V} , are linearly independent, and in fact form a basis for \mathcal{V} as L runs over all finite laminations. Moreover there is a natural inner product on \mathcal{V} , coming from Haar measure on $\text{SL}_2(\mathbb{C})$, under which the functions $\prod_{\gamma \in L} \text{Tr}(w_\gamma)$ are orthogonal.*

In particular one can extract, via an integral over the representation variety $X(\Sigma)$, the coefficient in Z_{dd} of any given finite lamination. When the surface has nonempty boundary, $\pi_1(\Sigma)$ is a free group and so $X(\Sigma)$ is just a product of copies of $\text{SL}_2(\mathbb{C})$. The corresponding integrals are integrals against spherical harmonics times the Haar measure on $(\text{SU}_2)^n$.

5. SCALING LIMIT OF THE DOUBLE-DIMER PATH

5.1. Scaling limit. Let $U \subset \mathbb{C}$ be a bounded multiply connected domain with boundary consisting of a finite number of piecewise smooth curves C_0, \dots, C_m , with C_0 being the outer curve. Let $z_i \in C_i$ be fixed points, one on each boundary component. We assume (to simplify the proof of convergence of the Green's function) that the boundary of C_i is flat and horizontal in a neighborhood of each z_i . Let γ_i be a simple path in the interior of U from z_0 to z_i . We suppose these γ_i are pairwise disjoint except at z_0 .

For $\epsilon > 0$ let U_ϵ be the graph with vertices $U \cap \epsilon\mathbb{Z}^2$ and edges connecting points at distance ϵ . For each $j > 0$ let e_j be an edge of U_ϵ near z_j (that is, converging to z_j as $\epsilon \rightarrow 0$), whose vertices lie on the face containing C_j . Let x_0 be a vertex near z_0 . See Figure 1 for an example.

Let \mathcal{G}_ϵ be a bipartite graph with a black vertex for each vertex (except x_0) and square face of U_ϵ (faces do not include the complementary components), and a white vertex for every edge except for the edges e_i . Edges in \mathcal{G}_ϵ connect nearest neighbors, that is, "edge" vertices to "vertex" vertices and "edge" vertices to "face" vertices if the corresponding elements are adjacent. See Figure 2. The graph \mathcal{G}_ϵ is bipartite and has dimer covers (these are in fact in bijection with spanning trees of U_ϵ rooted at x_0 with a certain property: their dual trees rooted on the outer face have branches from the dual vertices in the C_i which lead in the direction of the e_i ; see [12]).

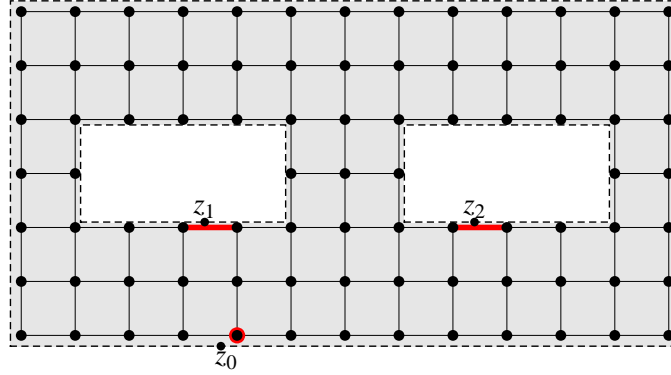


FIGURE 1. The region U and graph U_ϵ with marked edges e_i and vertex x_0 .

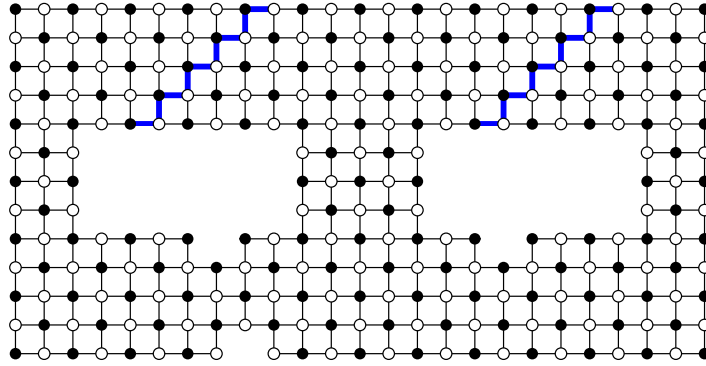


FIGURE 2. The associated graph G_ϵ . The “zippers” are the thicker edges (in blue).

Let μ_ϵ be the natural measure on double-dimer configurations $\Omega(\mathcal{G}_\epsilon)$ of \mathcal{G}_ϵ , that is, in which a configuration with c loops has a probability proportional to 2^c .

For a double-dimer configuration $\omega \in \Omega(\mathcal{G}_\epsilon)$ let $L = L(\omega)$ be the finite lamination of U consisting of the noncontractible loops of ω .

We prove that the μ_ϵ -distribution of L converges as $\epsilon \rightarrow 0$ and the limit only depends on the conformal type of the marked surface $(U, \{z_0, \dots, z_m\})$.

5.2. Conformal invariance. Let Φ be a flat $\mathrm{SL}_2(\mathbb{C})$ -connection on $(\mathcal{G}_\epsilon, U)$. Let $A_i \in \mathrm{SL}_2(\mathbb{C})$ be the monodromy of a path in \mathcal{G}_ϵ isotopic to one traversing γ_i , then running counterclockwise around the boundary of C_i , and then traversing γ_i back towards z_0 .

Let $Z_{dd}^{(\epsilon)} = Z_{dd}^{(\epsilon)}(\Phi)$ be the double-dimer partition function; for each ϵ it is a polynomial function of the entries of the A_i . Let

$$(6) \quad F(\Phi) = \lim_{\epsilon \rightarrow 0} \frac{Z_{dd}^{(\epsilon)}(\Phi)}{Z_{dd}^{(\epsilon)}(\text{Id})}$$

where Id is the trivial connection.

Theorem 4. *The above limit exists and the function $F(\Phi)$ is conformally invariant, that is, depends only on the conformal type of $(U, \{z_1, \dots, z_m\})$.*

The proof will show that $F(\Phi)$ is an integral of certain products of Green's functions on U . The geometric meaning of F is not clear in general; however for the case when U is an annulus see section 9 below.

Combined with Theorem 3 we have the following corollary.

Corollary 5. *The limiting distribution of the lamination L is conformally invariant.*

Proof of Theorem 4. We can realize Φ by choosing $\phi_{vv'}$ to be the identity on all edges except for the edges crossing a set of disjoint simple paths from the C_i to the outer boundary C_0 , as in Figure 2 (in blue). For simplicity we choose these edges so that, oriented from the boundary to f_i , each crossing edge has a white vertex on the left and black vertex on the right. We call these collections of edges zippers. Let E_i be the set of edges in the i th zipper.

Let $\{\Phi_t\}_{t \in [0,1]}$ be a smooth one-parameter family of flat connections supported on the zippers with Φ_0 being the identity and $\Phi_1 = \Phi$. It suffices to show that $\frac{d}{dt} \log Z_{dd}^{(\epsilon)}(\Phi_t)$ is a conformally invariant quantity plus an error tending to zero as $\epsilon \rightarrow 0$.

Fix $\epsilon > 0$. Let K_t be a Kasteleyn matrix associated to Φ_t as above, with a fixed sign convention independent of t . Let \tilde{K}_t be the matrix obtained from K_t by replacing each $\text{SL}_2(\mathbb{C})$ entry with its 2×2 block of complex numbers; thus \tilde{K}_t is a matrix of twice the dimension; to each vertex $v \in \mathcal{G}_\epsilon$ there are two rows and two columns $v^{(1)}$ and $v^{(2)}$ of \tilde{K}_t . Under an infinitesimal change $t \rightarrow t + \delta$, $\tilde{K}_{t+\delta} = \tilde{K}_t + \delta \tilde{S}_t$ for some matrix \tilde{S}_t supported on the zippers. We have

$$\frac{d}{dt} \log Z_{dd}^{(\epsilon)}(\Phi_t) = \frac{d}{dt} \log \text{Qdet} K_t = \frac{1}{2} \frac{d}{dt} \log \det \tilde{K}_t,$$

and

$$\begin{aligned} \det(\tilde{K}_t + \delta\tilde{S}_t) &= \det \tilde{K}_t \det(1 + \delta\tilde{S}_t\tilde{K}_t^{-1}) \\ &= \det \tilde{K}_t \left(1 + \delta\text{Tr}(\tilde{S}_t\tilde{K}_t^{-1}) + O(\delta^2)\right) \\ &= \det \tilde{K}_t \left(1 + \delta \sum_{u_1, u_2} \tilde{S}_t(u_1, u_2)\tilde{K}_t^{-1}(u_2, u_1) + O(\delta^2)\right), \end{aligned}$$

so that

$$\frac{d}{dt} \log \det \tilde{K}_t = \sum_{u_1, u_2} \tilde{S}_t(u_1, u_2)\tilde{K}_t^{-1}(u_2, u_1).$$

Here u_1, u_2 run over all rows of \tilde{K}_t^{-1} .

Suppose without loss of generality that only A_1 changes. Then $\tilde{S}_t(u_1, u_2) = 0$ unless u_1, u_2 correspond to the vertices of an edge of zipper E_1 , that is, $u_1u_2 = w_i^{(p)}b_i^{(q)}$ or $u_1u_2 = b_i^{(p)}w_i^{(q)}$ for an edge w_ib_i of E_1 , and $p, q \in \{1, 2\}$. In this case $\tilde{S}_t(u_1, u_2)$ is equal to $\tilde{K}(u_1, u_2)$ (the edge weight) times either $A_1'(p, q)$ or $(A_1^{-1})'(p, q)$ depending on which direction u_1u_2 crosses E_1 .

The sum of the two contributions from an edge $e_i = w_ib_i$ and its reverse is then

$$(7) \quad \tilde{K}_t(b_i, w_i) \sum_{p, q=1, 2} \frac{dA_1(pq)}{dt} \tilde{K}_t^{-1}(b_i^{(q)}, w_i^{(p)}) + \frac{dA_1^{-1}(pq)}{dt} \tilde{K}_t^{-1}(w_i^{(q)}, b_i^{(p)}).$$

For simplicity (and without loss of generality, by path invariance) let us assume that the path γ_1 is polygonal with slope ± 1 , and for each segment of γ_1 the zipper E_1 consists of a zig-zag path, alternately horizontal and vertical in one of the directions NE, NW, SW, SE (as in Figure 2 for the SW path). Suppose moreover that each zig-zag segment of E_1 has length which is an even number of lattice spacings (except perhaps the last segment), that is, an even horizontal and even vertical length.

Let us then compute the contribution to the sum (7) for a given segment of γ_1 . Suppose first that it is oriented northeast. Let $\{(w_i, b_i)\}_{i=1}^{4k}$ be the corresponding edges of E_1 . We group these edges into packets of four consecutive edges, each packet consisting of two horizontal and two vertical edges.

Consider a horizontal edge wb with white vertex of type W_0 , in the same packet as a horizontal edge $w'b'$ with white vertex of type W_1 . By Lemma 8 below, when wb is not within $O(\epsilon)$ of the boundary,

$$K_t^{-1}(w, b) = A_1\left(\frac{1}{4}I + \epsilon\text{Re}(F_+^\dagger(z) + F_-(z, z))\right) + O(\epsilon^2)$$

and

$$K_t^{-1}(w', b') = A_1 \left(\frac{1}{4} I + \epsilon \operatorname{Re}(F_+^\dagger(z) - F_-(z, z)) \right) + O(\epsilon^2).$$

Summing these two contributions gives

$$\frac{1}{2} A_1 + 2A_1 \epsilon \operatorname{Re} F_+^\dagger(z) + O(\epsilon^2).$$

For these edges in the reversed orientations the sum is the q -conjugate of this (recall that $A_1^* = A_1^{-1}$ when $\det A_1 = 1$):

$$\frac{1}{2} A_1^{-1} + 2\epsilon \operatorname{Re} F_+^{\dagger*}(z) A_1^{-1} + O(\epsilon^2).$$

The contribution to the sum(7) is then

$$\frac{1}{2} (A_1^{-1})' A_1 + \frac{1}{2} A_1' A_1^{-1} + \epsilon \left((A_1^{-1})' A_1 \operatorname{Re} F_+^\dagger(z) + A_1' \operatorname{Re} F_+^{\dagger*}(z) A_1^{-1} \right) + O(\epsilon^2).$$

The leading term vanishes:

$$\frac{1}{2} (A_1^{-1})' A_1 + \frac{1}{2} A_1' A_1^{-1} = 0,$$

leaving the term of order ϵ and a negligible error.

For the two vertical edges wb and $w'b'$ in the packet we have similarly

$$K_t^{-1}(w, b) = A_1 \left(\frac{i}{4} I + i\epsilon \operatorname{Im}(F_+^\dagger(z) + F_-(z, z)) \right) + O(\epsilon^2)$$

and

$$K_t^{-1}(w', b') = A_1 \left(\frac{i}{4} I + i\epsilon \operatorname{Im}(F_+^\dagger(z) - F_-(z, z)) \right) + O(\epsilon^2).$$

Summing these two contributions gives

$$\frac{i}{2} A_1 + A_1 i\epsilon \operatorname{Im} F_+^\dagger(z) + O(\epsilon^2).$$

the net contribution to (7) from these two edges and their reverses is then (we must multiply by $-i$ which is the entry $\tilde{K}(w, b) = \tilde{K}(w', b')$, and the leading terms cancel as before)

$$\epsilon \left((A_1^{-1})' A_1 \operatorname{Im} F_+^\dagger(z) + A_1' \operatorname{Im} F_+^{\dagger*}(z) A_1^{-1} \right) + O(\epsilon^2).$$

Summing the contributions for the packet of four edges we get

$$(A_1^{-1})' A_1 \operatorname{Im}(F_+^\dagger(z) dz) + A_1' \operatorname{Im}(F_+^{\dagger*}(z) dz) A_1^{-1} + O(\epsilon^2)$$

where we used the notation “ dz ” to represent $\epsilon(1+i)$, the displacement from the beginning of the packet to the end of the packet.

Now consider the case of a northwest segment of γ_1 . The only change is the contribution for the paired vertical edges wb and $w'b'$. These are

$$K_t^{-1}(w, b) = A_1 \left(-\frac{i}{4} I + i\epsilon \operatorname{Im}(F_+^\dagger(z) + F_-(z, z)) + O(\epsilon^2) \right)$$

and

$$K_t^{-1}(w', b') = A_1 \left(-\frac{i}{4} I + i\epsilon \operatorname{Im}(F_+^\dagger(z) - F_-(z, z)) + O(\epsilon^2) \right).$$

Summing these and multiplying by i the edge weight and the appropriate matrix we get

$$-\epsilon \left((A_1^{-1})' A_1 \operatorname{Im} F_+^\dagger(z) + A_1' \operatorname{Im} F_+^{\dagger*}(z) A_1^{-1} \right) + O(\epsilon^2).$$

When added to the horizontal contribution, the net contribution for four edges is

$$(A_1^{-1})' A_1 \operatorname{Im}(F_+^\dagger(z) dz) + A_1' \operatorname{Im}(F_+^{\dagger*}(z) dz) A_1^{-1} + O(\epsilon^2)$$

where “ dz ” now represents the displacement $\epsilon(-1 + i)$.

In a similar manner the other two possible directions of segments of γ_1 also contribute

$$(A_1^{-1})' A_1 \operatorname{Im}(F_+^\dagger(z) dz) + A_1' \operatorname{Im}(F_+^{\dagger*}(z) dz) A_1^{-1} + O(\epsilon^2),$$

where “ dz ” represents ϵ times $1 + i, -1 + i, -1 - i, 1 - i$ according to the direction of the segment being NE, NW, SW, SE respectively.

When wb is within $O(\epsilon)$ of the boundary this formula must be modified: the leading terms are no longer of modulus $1/4$. However as mentioned in the comments after Lemma 8 below, we can choose a local trivialization of the bundle near wb (by isotoping the zipper out of the way) to see that the leading terms in $K^{-1}(w, b)$ and $K^{-1}(b, w)$ are replaced by the same constant C_{bw} and thus still cancel as before. The subleading terms of order ϵ only differ from the above when b is within $o(1)$ of the boundary, and so when summed these boundary-error terms contribute a negligible amount.

In the limit $\epsilon \rightarrow 0$ and the sum becomes the imaginary part of contour integral (the $O(\epsilon^2)$ term, when summed over the path, is at most $O(\epsilon)$ and drops out)

$$(8) \quad \frac{d}{dt} \log \det \tilde{K}_t = \operatorname{Tr} \left\{ \frac{dA_1^{-1}}{dt} A_1 \operatorname{Im} \left(\int_{\gamma_1} F_+^\dagger(z) dz \right) + \frac{dA_1}{dt} \operatorname{Im} \left(\int_{\gamma_1} F_+^{\dagger*}(z) dz \right) A_1^{-1} \right\}.$$

These are contour integrals of analytic functions depending only on the conformal type of the surface, along the path γ_1 . Thus the limit is conformally invariant. \square

6. K^{-1} AND DISCRETE ANALYTICITY

Let U and U_ϵ be as in section 5.1. The goal of this section is to determine the asymptotic form of $K^{-1}(b, w)$ for adjacent vertices b, w (Lemma 8 below). In the case of trivial bundle this was worked out in [7]. The proof there applies essentially without change to the case of a nontrivial flat bundle. We give here an overview of the results of [7] and then indicate how the proofs change in the presence of a bundle.

6.1. Discrete analytic functions. Let $V_\epsilon, E_\epsilon, F_\epsilon$ be the vertices, edges and faces of U_ϵ , where F_ϵ includes the outer face f_0 and the face f_i inside the i th boundary component. A **discrete analytic function** [2] is a function $u + iv$, where $u : V_\epsilon \rightarrow \mathbb{R}$ and $v : F_\epsilon \rightarrow \mathbb{R}$ satisfy the **discrete Cauchy Riemann equations**: for an edge $e = x_1x_2$,

$$u(x_2) - u(x_1) = v(f_1) - v(f_2),$$

where f_1, f_2 are the two faces adjacent to edge e , and f_1 is the face to the left when e is traversed from x_1 to x_2 . This can be written succinctly as

$$(9) \quad * du = dv$$

where d represents the difference operator and $*$ is the “rotation by 90° ”.

On non-boundary edges this is equivalent to the “discrete Cauchy-Riemann equations”

$$(10) \quad \begin{aligned} u_x &= v_y \\ u_y &= -v_x \end{aligned}$$

on, respectively, horizontal and vertical non-boundary edges, where the partial derivatives represent discrete differences: $u_x((x, y)(x + \epsilon, y)) = u(x + \epsilon, y) - u(x, y)$ and $u_y((x, y)(x, y + \epsilon)) = u(x, y + \epsilon) - u(x, y)$. On boundary edges these still hold if one interprets v as being constant just outside each boundary component.

A function which satisfies (10) except at some subset of edges e_1, \dots, e_k is said to be **discrete meromorphic** with poles at e_1, \dots, e_k . In this case the defect of the CR equations defines the **residue**: the residue for a horizontal edge x_1x_2 where $x_2 = x_1 + (\epsilon, 0)$ and f_1, f_2 are the adjacent faces as in (9) is $u(x_2) - u(x_1) - v(f_1) + v(f_2)$ and the residue for a vertical edge x_1x_2 where $x_2 = x_1 + (0, \epsilon)$ is $i(u(x_2) - u(x_1) - v(f_1) - v(f_2))$. Note that the residue is either real (if the edge is horizontal) or pure imaginary (if the edge is vertical). Also note that the residue is defined even for boundary edges.

If $u + iv$ is a discrete analytic function then both u and v are discrete harmonic:

$$(11) \quad 4u(p) = u(p + (\epsilon, 0)) + u(p + (0, \epsilon)) + u(p - (\epsilon, 0)) + u(p - (0, \epsilon))$$

and likewise for v . This follows from summing (9) for the four edges coming out of a vertex (for u) or the four edges surrounding a face (for v). If $u + iv$ is meromorphic with a pole at e of residue $c \in \mathbb{R}$ then u is not harmonic at the vertices of e and v is not harmonic at the faces adjacent to e . The Laplacian of u at the vertices of e is $\pm c$, depending on whether the vertex is the right or left endpoint of e . The Laplacian of v is $\pm c$ at the upper, resp. lower face. Similar equations hold for imaginary residues (at vertical edges).

If U is a multiply-connected planar domain (or Riemann surface), a **discrete analytic section** of a flat bundle on U_ϵ is a section which is locally a discrete analytic function in any local trivialization of the bundle.

6.2. Kasteleyn matrix. Recall the definition of the bipartite graph \mathcal{G}_ϵ from section 5.1. The black vertices of \mathcal{G}_ϵ are $B = B_0 \cup B_1$, where B_0 are vertices of U_ϵ and B_1 are faces of U_ϵ . The white vertices are $W = W_0 \cup W_1$ where W_0 are horizontal edges of U_ϵ and W_1 are vertical edges.

Let K_ϵ be the Kasteleyn matrix for \mathcal{G}_ϵ whose rows index white vertices and columns index black vertices, with $K_\epsilon(w, b) = 1, i, -1, -i$ according to whether b is adjacent and E, N, W , or S of w .

If we avoid the boundary, then K_ϵ acting on functions on B is the discrete $\partial_{\bar{z}}$ operator in the sense that $u + iv$ is discrete analytic function on U_ϵ if and only if $u + iv$, considered as a function on B (that is, u on B_0 and iv on B_1) is in the kernel of K_ϵ . Taking the boundary values into account, a function $u + iv$ in the kernel of K_ϵ must also satisfy $v = 0$ on the large faces f_i and the outer face, and satisfy $u = 0$ at x_0 , but can have poles at the e_i .

More generally, suppose that $(\mathcal{G}_\epsilon, U)$ is equipped with a flat bundle, and K_ϵ the associated Kasteleyn matrix (whose entries are obtained by multiplying the above weights by the parallel transports ϕ_e). Then, away from the boundary, a section is discrete analytic if and only if it is in the kernel of K_ϵ .

Lemma 6. *As a function of b , $K_\epsilon^{-1}(b, w)$ is a discrete meromorphic (matrix-valued) section with poles at the e_j and at w , and zeros at $b = x_0$ and $b = f_j$ for all j . The pole at w has residue I or iI according to $w \in W_0$ or $w \in W_1$. There is a unique section with these properties.*

Proof. Fix w ; the equations $\sum_b K_\epsilon(w', b)K_\epsilon^{-1}(b, w) = \delta_{w, w'}I$ are linear equations for $K_\epsilon^{-1}(b, w)$, one for each w' . At $w' \neq w$ they are the discrete CR equations. For w' a boundary edge or w' adjacent to x_0 , they correspond to the CR equations if we extend $K_\epsilon^{-1}(b, w)$ to be zero at $b = f_i$ and $b = x_0$. The condition on the residue of the pole at w is determined by $\sum_b K_\epsilon(w, b)K_\epsilon^{-1}(b, w) = I$. The uniqueness follows from invertibility of K_ϵ . \square

6.3. Green's function. The function K_ϵ^{-1} for the trivial line bundle on \mathcal{G}_ϵ is related to the Green's function G of the standard Laplacian on U_ϵ and the Greens function G^* on the dual graph U_ϵ^* as follows.

Lemma 7 ([7], Lemma 9). *We have*

$$K_\epsilon^{-1}(b, w) = \begin{cases} G(w + \frac{\epsilon}{2}, b) - G(w - \frac{\epsilon}{2}, b) & w \in W_0, b \in B_0 \\ -i(G^*(w + \frac{\epsilon}{2}i, b) - G^*(w - \frac{\epsilon}{2}i, b)) & w \in W_0, b \in B_1 \\ G^*(w + \frac{\epsilon}{2}, b) - G^*(w - \frac{\epsilon}{2}, b) & w \in W_1, b \in B_1 \\ -i(G(w + \frac{\epsilon}{2}i, b) - G(w - \frac{\epsilon}{2}i, b)) & w \in W_1, b \in B_0 \end{cases}$$

where G, G^* is the Greens function for U_ϵ, U_ϵ^* respectively with respectively Neuman, Dirichlet boundary conditions.

With the appropriate definitions of discrete derivatives $\frac{\partial}{\partial w_x}$ and $\frac{\partial}{\partial w_y}$, we can rewrite this as

$$K_\epsilon^{-1}(b, w) = \begin{cases} \frac{\partial G(w, b)}{\partial w_x} & w \in W_0, b \in B_0 \\ -i \frac{\partial G^*(w, b)}{\partial w_y} & w \in W_0, b \in B_1 \\ \frac{\partial G^*(w, b)}{\partial w_x} & w \in W_1, b \in B_1 \\ -i \frac{\partial G(w, b)}{\partial w_y} & w \in W_1, b \in B_0 \end{cases}.$$

In [7] the asymptotics of K^{-1} is written in terms of the continuous Green's function, as follows. Let $\tilde{g}(u, v)$ be the analytic function of v whose real part is the Dirichlet Green's function $g(u, v)$. Let $\tilde{g}^*(u, v)$ be the analytic function of v whose real part is the Neumann Green's function $g^*(u, v)$. Define¹

$$F_+(u, v) = \frac{\partial \tilde{g}(u, v)}{\partial u} = \frac{1}{2} \left(\frac{\partial \tilde{g}(u, v)}{\partial u_x} - i \frac{\partial \tilde{g}(u, v)}{\partial u_y} \right)$$

and

$$F_-(u, v) = \frac{\partial \tilde{g}(u, v)}{\partial \bar{u}} = \frac{1}{2} \left(\frac{\partial \tilde{g}(u, v)}{\partial u_x} + i \frac{\partial \tilde{g}(u, v)}{\partial u_y} \right).$$

¹Note that this differs from the definition in [7] by a factor of 4; a factor of 2 is conventional and one is due to the difference in choice of coordinates: here the lattice step for the dimer model is $\epsilon/2$, not ϵ .

These are analytic functions of u, v and \bar{u}, v respectively. It is not hard to show² that

$$\frac{\partial \tilde{g}^*(u, v)}{\partial u} = F_+(u, v) \quad \frac{\partial \tilde{g}^*(u, v)}{\partial \bar{u}} = -F_-(u, v),$$

that is, the difference is only a sign from \tilde{g} . Then for w, b close to u, v respectively with $u \neq v$ we have up to errors of order $O(\epsilon^2)$

$$K_\epsilon^{-1}(b, w) = \begin{cases} \epsilon \operatorname{Re}(F_+(u, v) + F_-(u, v)) & w \in W_0, b \in B_0 \\ \epsilon i \operatorname{Im}(F_+(u, v) + F_-(u, v)) & w \in W_0, b \in B_1 \\ \epsilon \operatorname{Re}(F_+(u, v) - F_-(u, v)) & w \in W_1, b \in B_1 \\ \epsilon i \operatorname{Im}(F_+(u, v) - F_-(u, v)) & w \in W_1, b \in B_0 \end{cases}.$$

Note that for fixed $w \in W_0$, $K^{-1}(w, b)$ is indeed analytic as a function of v , except at $v = u$. Similarly for $w \in W_1$.

In the case w, b are within $O(\epsilon)$ of each other (for example adjacent), we define

$$F_+^\dagger(u) = \lim_{v \rightarrow u} \left(F_+(u, v) - \frac{1}{2\pi(v-u)} \right).$$

Then

(12)

$$K_\epsilon^{-1}(b, w) = K_{\epsilon, \mathbb{Z}^2}^{-1}(b, w) + \begin{cases} \epsilon \operatorname{Re}(F_+^\dagger(u) + F_-(u, u)) & w \in W_0, b \in B_0 \\ \epsilon i \operatorname{Im}(F_+^\dagger(u) + F_-(u, u)) & w \in W_0, b \in B_1 \\ \epsilon \operatorname{Re}(F_+^\dagger(u) - F_-(u, u)) & w \in W_1, b \in B_1 \\ \epsilon i \operatorname{Im}(F_+^\dagger(u) - F_-(u, u)) & w \in W_1, b \in B_0 \end{cases}.$$

Here note that $F_+^\dagger(u)$ is analytic but $F_-(u, u)$ is not in general.

These formulas were shown to hold in the case of trivial bundle but the proof applies in the case of a flat $\operatorname{SL}_2(\mathbb{C})$ connection as well; the relevant Green's functions are the Green's function of the Laplacian for the connection Φ , see [6]; it is defined by

$$\Delta f(v) = \sum_{v' \sim v} f(v) - \phi_{v'v} f(v')$$

where the sum is over nearest neighbors v' of v . The Green's functions G and G^* are the inverse Laplacian operators on U_ϵ or U_ϵ^* respectively with the appropriate boundary conditions. For generic Φ these Laplacians are invertible (see [6, Theorem 9] for an expression for their determinants) and so G and G^* are well-defined.

²For the upper half plane $\tilde{g}(u, v) = -\frac{1}{2\pi} \log \frac{u-v}{\bar{u}-v}$ and $\tilde{g}^*(u, v) = -\frac{1}{2\pi} \log(u-v)(\bar{u}-v)$. For a general simply connection domain U with Riemann map ϕ to U we have $\tilde{g}(u, v) = -\frac{1}{2\pi} \log \frac{\phi(u)-\phi(v)}{\phi(u)-\phi(v)}$ and $\tilde{g}^*(u, v) = -\frac{1}{2\pi} \log(\phi(u)-\phi(v))(\overline{\phi(u)-\phi(v)})$.

Since the Green's function G_0 on \mathbb{Z}^2 satisfies $G_0((0,0),v) = -\frac{1}{4}$ for any neighbor v of $(0,0)$ and $G_0((0,0),(0,0)) = 0$ [17], by (12) we have the following result.

Lemma 8. *For an edge wb with $w \in \mathcal{W}_0$, crossing the zipper E_1 at location $z \in U$ we have, up to $O(\epsilon)^2$ additive error,*

$$K^{-1}(b, w) = \begin{cases} A_1(\pm\frac{1}{4}I + \epsilon \operatorname{Re}(F_+^\dagger(z) + F_-(z, z))) & w \in W_0, b = w \pm \epsilon/2 \\ A_1(\mp\frac{i}{4}I + i\epsilon \operatorname{Im}(F_+^\dagger(z) + F_-(z, z))) & w \in W_0, b = w \pm i\epsilon/2 \\ A_1(\pm\frac{1}{4}I + \epsilon \operatorname{Re}(F_+^\dagger(z) - F_-(z, z))) & w \in W_1, b = w \pm \epsilon/2 \\ A_1(\mp\frac{i}{4}I + i\epsilon \operatorname{Im}(F_+^\dagger(z) - F_-(z, z))) & w \in W_1, b = w \pm i\epsilon/2 \end{cases}.$$

When z is near the boundary of U (within $O(\epsilon)$) we have a weaker estimate. We first isotope the zipper so that it terminates at some other point not close to z ; then the local behavior of K^{-1} near z is that $K^{-1}(b, w) = C_{bw} + O(\epsilon)$ for a constant C_{bw} depending only on the distance of edge bw to the boundary and its orientation, see [7]. Now if we move the zipper back so that it passes through bw then $K^{-1}(b, w) = A_1 C_{bw} + O(\epsilon)$.

7. PERIPHERAL CURVES

Theorem 4 applies to multiply connected domains with piecewise smooth boundaries. If we are interested in simply-connected domains with punctures, one can argue as follows. A **peripheral** curve is one which surrounds a single boundary component or puncture.

On a multiply connected domain, the above proof shows that for any simple curve the probability that it occurs as a curve in the lamination of a random double-dimer cover is conformally invariant. This applies to both peripheral and nonperipheral curves. In the case when the boundary components shrink to points, the number of peripheral curves surrounding them tends to infinity. However the nonperipheral curves in a lamination are bounded (almost surely) in number and topological complexity. Thus one can make sense of the limiting probability of a nonperipheral curve.

The proof of Theorem 4 above shows that the computation of $F(\Phi)$ only depends on the Green's function of the domain U . In particular if we introduce a finite number of holes in U , with small diameter $< \delta$, which are not close to any existing boundary or zipper then along any zipper the Green's function G changes by an amount tending to zero with δ . Since $F(\Phi)$ is an integral of G , $F(\Phi)$ also changes by an amount tending to zero with δ . Thus the probabilities of homotopy classes of double-dimer loops in U are close to those in U' (taking into account

only the homotopy classes relative to the boundary of U , not the new holes).

That is, the double dimer loops are insensitive to the addition of small holes in the domain (except of course for those small loops which come close to or intersect the removed holes). In particular if one wants to measure the probability of a homotopy class of nonperipheral loop in the complement of a finite number of points, one can simply remove small disks of radius δ around those points and compute the probability in the limit as $\delta \rightarrow 0$.

8. OTHER GRAPHS

Theorem 4 applies to other graphs U_ϵ as well, on condition that they conformally approximate U .

Let U be as in section 5.1 and let U_ϵ be a sequence of graphs which conformally approximate U as $\epsilon \rightarrow 0$, in the sense that the mesh size (diameter of the largest face) tends to zero, and discrete harmonic functions on U_ϵ converge to continuous harmonic functions on U . Equivalently, the simple random walk on U_ϵ converges to the (time-rescaled) Brownian motion on U .

From such a graph U_ϵ one can define a bipartite graph G_ϵ as above, whose white vertices are the edges of U_ϵ and black vertices are the vertices and faces of U_ϵ , see [12]. The Kasteleyn matrix is the adjacency matrix with rows indexing the white vertices and columns indexing the black vertices, and (in general, complex-valued) signs chosen so that around each face (which is a quadrilateral) the alternating product of signs is -1 , that is, if the face is a quadrilateral $ABCD$ with signs $\sigma(AB), \dots, \sigma(DA)$, then $\frac{\sigma(AB)\sigma(CD)}{\sigma(BC)\sigma(DA)} = -1$.

One natural way to choose the signs is to make them complex numbers depending on the geometry of the embedding of \mathcal{G}_ϵ , as follows. For an edge wb where b is a vertex of U let $K(w, b) = \frac{b-w}{|b-w|}$, that is, the unit modulus complex number in the direction of the edge wb . If b is a face of U let $K(w, b)$ be the unit complex number perpendicular to the edge w and in the direction from the edge to the face b . This leads to the Kasteleyn weighting criterion that the four weights of a quadrilateral face a, b, c, d satisfy $ac/bd = -1$.

The notion of discrete analytic function on \mathcal{G}_ϵ given by (9) (but not (10)) extends to this more general setting, as does the harmonicity of the real and imaginary parts (equation (11), with the usual combinatorial Laplacian on U). Lemmas 6 and 7 have simple analogs in this more general setting: $K^{-1}(b, w)$ is discrete meromorphic with a pole of residue $e^{i\theta}$ at w , when the edge is oriented in the direction θ (the

residue is naturally a 1-form, so depends on a choice of orientation), and poles at any other removed edges of U_ϵ . In terms of the Green's function, when b is a vertex of U we have

$$K^{-1}(b, w) = \frac{\partial G(w, b)}{\partial w} dw$$

where again $\frac{\partial}{\partial w}$ represents a difference operator on U_ϵ . A similar formula with the conjugate Green's function holds when b is a face of U .

In Lemma 8 we have the same formula except that the constants $1/4$ and $i/4$ are replaced by edge-dependent quantities (but they still cancel in (7)). The subleading terms are the same by our hypothesis that U_ϵ conformally approximates U . We are led to exactly the same integral (8) as before.

9. ANNULUS

The case of a cylindrical annulus is particularly easy to compute because we can explicitly diagonalize the relevant Kasteleyn matrices. Let \mathcal{G} be the graph obtained from a rectangle $[0, 2n] \times [1, m] \subset \mathbb{Z}^2$ by identifying for each j vertex $(0, j)$ with vertex $(2n, j)$. This is a bipartite graph with $2nm$ vertices. We use a flat connection with monodromy M around the circumference; thus a double-dimer configuration with k noncontractible cycles will have weight proportional to $(\text{Tr} M)^k$. Since the weight only depends on $\text{Tr} M$, there is no loss of generality in taking M to be a diagonal matrix $M = \begin{pmatrix} \lambda & 0 \\ 0 & \lambda^{-1} \end{pmatrix}$. Thus we need only consider a line bundle (see section 3.3).

Let a satisfy $a^{2n} = \lambda$. We put parallel transport a on horizontal edges $(x, y)(x+1, y)$ and 1 on vertical edges. To make a Kasteleyn matrix K multiply all vertical edge weights with $i = \sqrt{-1}$. If we assume n is odd then there are no additional signs needed.

The eigenvectors of K are then of the following form. Let z, w satisfy $z^{2n} = 1$ and $w^{2m+2} = 1$. Then for vertices $(x, y) \in [0, 2n] \times [1, m]$ the function

$$f_{z,w}(x, y) = z^x(w^y - w^{-y})$$

is an eigenvector with eigenvalue

$$az + \frac{1}{az} + i\left(w + \frac{1}{w}\right).$$

Letting z run over $2n$ -th roots of unity and w run over the $2m+2$ -th roots of 1 with positive imaginary part (there are m of these) we have all $2nm$ independent eigenvectors.

The determinant of K is then, letting $w = e^{\pi ik/(m+1)}$ for $k = 1, \dots, m$,

$$\begin{aligned} \det K &= \prod_{z^{2n}=1} \prod_{k=1}^m \left(az + \frac{1}{az} + 2i \cos \frac{\pi k}{m+1} \right) \\ &= \prod_{z^{2n}=1} \prod_{k=1}^m \frac{(az - \alpha_k)(az - \beta_k)}{az} \\ &= \prod_{k=1}^m \frac{(\lambda - \alpha_k^{2n})(\lambda - \beta_k^{2n})}{\lambda} \end{aligned}$$

where $\alpha_k, \beta_k = i(-\cos \theta \pm \sqrt{1 + \cos^2 \theta})$ with $\theta = \frac{\pi k}{m+1}$. Let α_k be the smaller (in modulus) of the two roots. We can write this as

$$\det K = \left(\prod_k -\beta_k^{2n} \right) \left(\prod_k \left(1 + \frac{|\alpha_k|^{2n}}{\lambda} \right) (1 + \lambda |\alpha_k|^{2n}) \right)$$

since $\alpha_k \beta_k = 1$ and n is odd. Since $|\alpha_k| < 1$, the terms in the second product are negligible for large n unless $|\alpha| \approx 1$, that is, except when $\theta \approx \pi/2$. If $\theta = \frac{\pi}{2} + \epsilon$ for small ϵ then $|\alpha|^{2n} = e^{-2n|\epsilon| + O(n\epsilon^3)}$. Suppose m is even (the case m odd is similar, see below). Take $k = \frac{m}{2} + j$ so that $\theta = \frac{\pi k}{m+1} = \frac{\pi}{2} + \frac{\pi(2j-1)}{2(m+1)}$, and $|\alpha_k|^{2n} = e^{-\frac{n\pi|2j-1|}{m+1} + O(nj/m^3)}$. Taking n, m large with $n/m = \tau$ fixed and $q = e^{-\tau\pi}$ we have

$$\begin{aligned} \det K &\doteq N \prod_{j \in \mathbb{Z}} (1 + q^{|2j-1|} \lambda) (1 + q^{|2j-1|} \lambda^{-1}) \\ &= N \prod_{\substack{j=1 \\ j \text{ odd}}}^{\infty} (1 + q^{2j} + q^j X)^2, \end{aligned}$$

where $X = \lambda + \lambda^{-1} = \text{Tr}(M)$ and where N is a normalizing factor independent of λ .

This gives the probability generating function for the number of loops to be (when m is even)

$$\sum_{k=0}^{\infty} \text{Pr}(k \text{ loops}) X^k = \prod_{\substack{j=1 \\ j \text{ odd}}}^{\infty} \frac{(1 + q^j X + q^{2j})^2}{(1 + q^j + q^{2j})^2}.$$

See Figure 3.

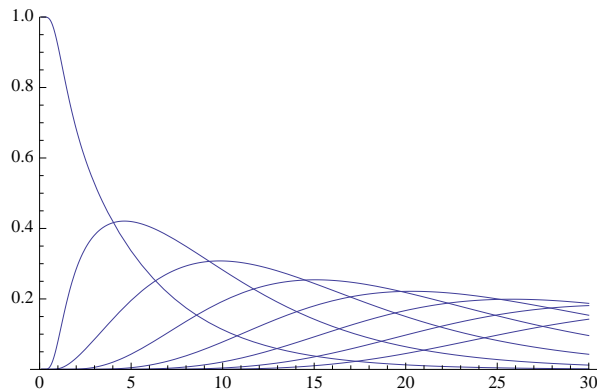


FIGURE 3. Probabilities of 0 to 7 loops as a function of $1/\tau = m/n$, the ratio of height to circumference of the cylinder, in the case m even.

Similarly one finds, in the case m is odd, the probability generating function to be

$$\sum_{k=0}^{\infty} \Pr(k \text{ loops}) X^k = \frac{2 + X}{3} \prod_{\substack{j=2 \\ j \text{ even}}}^{\infty} \frac{(1 + q^j X + q^{2j})^2}{(1 + q^j + q^{2j})^2}.$$

10. LOOPS SURROUNDING TWO POINTS

We show here how to compute the distribution for the number of loops surrounding two faces in the upper half plane grid $\mathcal{G} = \mathbb{Z}^2 \cap \{y > 0\}$. Let f_1, f_2 be two faces, and take a flat $SL_2(\mathbb{C})$ -bundle with monodromy $A \in SL_2(\mathbb{C})$ on a zipper from the boundary to f_1 and $B \in SL_2(\mathbb{C})$ on a zipper from the boundary to f_2 as in Figure 4.

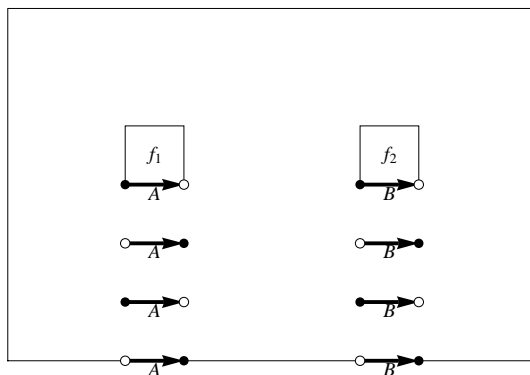


FIGURE 4.

We let $A = \begin{pmatrix} 1 & \epsilon \\ 0 & 1 \end{pmatrix}$ and $B = \begin{pmatrix} 1 & 0 \\ \epsilon & 1 \end{pmatrix}$ for small ϵ . Then $\text{Tr}(AB) = 2 + \epsilon^2$.

We then have

$$Z = \text{Qdet} K = \sum_{k=0}^{\infty} C_k \left(1 + \frac{\epsilon^2}{2}\right)^k,$$

where C_k is the weighted sum (weighted by 2^c , c being the total number of loops) of configurations with k loops surrounding both f_1 and f_2 . (Note that loops surrounding only one of f_1 or f_2 are counted correctly since $\text{Tr}A = 2 = \text{Tr}B$.)

The coefficient of ϵ^2 in the expansion around $\epsilon = 0$ of Z is then $\frac{1}{2}$ of the expected number of loops. Higher coefficients give higher moments.

Let us compute the coefficient of ϵ^2 . We have $K = \begin{pmatrix} 0 & M \\ M^* & 0 \end{pmatrix}$, where M is the matrix with $\text{SL}_2(\mathbb{C})$ entries and with rows indexing white vertices and columns indexing black vertices. Let M_0 be the corresponding matrix for the trivial connection; the double \tilde{M}_0 is a direct sum of two copies of K_0 , the standard scalar Kasteleyn matrix for the upper half plane. Now $\text{Qdet} K = \sqrt{\det \tilde{K}} = \det \tilde{M}$ and so

$$Z = \det \tilde{M} = \det(\tilde{M}_0 + \epsilon S) = \det \tilde{M}_0 + \epsilon^2 \sum_{w_1 b_1, w_2 b_2} (\tilde{M}_0)_{w_1^1 w_2^2}^{b_1^1 b_2^2} + O(\epsilon^4).$$

Here $w_1 b_1$ is an edge of zipper A and $w_2 b_2$ is an edge of zipper b . (The terms of first order in ϵ are zero, as are the terms of order ϵ^2 with both edges from the same zipper.)

However \tilde{M}_0 is just two copies of K_0 , so

$$(\tilde{M}_0)_{w_1^1 w_2^2}^{b_1^1 b_2^2} = (\det \tilde{M}_0) K_0^{-1}(w_1^1 b_1^1) K_0^{-1}(w_2^2 b_1^2).$$

In the scaling limit for the upper half plane, let $w_1 b_1$ be a horizontal edge near a point with complex coordinate z_1 and $w_2 b_2$ be a horizontal edge near a point with complex coordinate z_2 . Taking into account the orientations (Right or Left) of $w_1 b_1$ and $w_2 b_2$ we have $K_0^{-1}(w_1^1 b_1^1) K_0^{-1}(w_2^2 b_1^2) =$

$$= \begin{cases} \frac{\epsilon^2}{\pi^2} \text{Re}\left(\frac{1}{z_2 - z_1} + \frac{1}{z_2 - \bar{z}_1}\right) \text{Re}\left(\frac{1}{z_1 - z_2} + \frac{1}{z_1 - \bar{z}_2}\right) & \text{if } (w_1^1 b_1^1, w_2^2 b_1^2) \text{ is RR} \\ -\frac{\epsilon^2}{\pi^2} \text{Im}\left(\frac{1}{z_2 - z_1} + \frac{1}{z_2 - \bar{z}_1}\right) \text{Im}\left(\frac{1}{z_1 - z_2} - \frac{1}{z_1 - \bar{z}_2}\right) & \text{if } (w_1^1 b_1^1, w_2^2 b_1^2) \text{ is RL} \\ -\frac{\epsilon^2}{\pi^2} \text{Im}\left(\frac{1}{z_2 - z_1} - \frac{1}{z_2 - \bar{z}_1}\right) \text{Im}\left(\frac{1}{z_1 - z_2} + \frac{1}{z_1 - \bar{z}_2}\right) & \text{if } (w_1^1 b_1^1, w_2^2 b_1^2) \text{ is LR} \\ \frac{\epsilon^2}{\pi^2} \text{Re}\left(\frac{1}{z_2 - z_1} - \frac{1}{z_2 - \bar{z}_1}\right) \text{Re}\left(\frac{1}{z_1 - z_2} - \frac{1}{z_1 - \bar{z}_2}\right) & \text{if } (w_1^1 b_1^1, w_2^2 b_1^2) \text{ is LL} \end{cases}$$

Summing over the four possibilities, the sum is a Riemann sum for the integral

$$\begin{aligned} \frac{Z}{\det \tilde{M}_0}[\epsilon^2] &= -\frac{2}{\pi^2} \int_{\gamma_1} \int_{\gamma_2} \operatorname{Re} \left(\frac{1}{(z_1 - z_2)^2} + \frac{1}{(z_1 - \bar{z}_2)^2} \right) dy_1 dy_2 \\ &= -\frac{2}{\pi^2} \log \left| \frac{z_1 - z_2}{z_1 - \bar{z}_2} \right| \end{aligned}$$

up to errors going to zero with ϵ .

Thus we have

Theorem 9. *For the double-dimer model on $\epsilon\mathbb{Z}^2 \cap \{y > 0\}$, the expected number of loops surrounding both of the points z_1, z_2 converges as $\epsilon \rightarrow 0$ to*

$$-\frac{4}{\pi^2} \log \left| \frac{z_1 - z_2}{z_1 - \bar{z}_2} \right|.$$

This result can also be obtained using the results of [7] and fact that the double-dimer loops are the contours of the height function difference of two independent uniform dimer covers.

An analogous computation for a chordal path can be made: take b, w two vertices on the boundary of the upper half plane grid $\mathcal{G} = \epsilon\mathbb{Z}^2 \cap \{y \geq 0\}$ with $b < w$. Add to \mathcal{G} an edge e connecting b to w . Take a double dimer cover of \mathcal{G} , and condition on the event that edge e is part of a nontrivial loop. This loop will be a “chordal” double-dimer path from b to w in the upper half plane.

Theorem 10. *In the scaling limit on the upper half plane, the probability that the chordal double-dimer path from b to w with $b < w \in \mathbb{R}$ passes left of a point z is the harmonic function of z with boundary values 1 between b and w and zero elsewhere.*

REFERENCES

- [1] Cohn, H., Kenyon, R., Propp, J., A variational principle for domino tilings, J. Amer. Math. Soc., **14** (2001), no.2, 297-346.
- [2] Duffin, R. J. Potential theory on a rhombic lattice. J. Combinatorial Theory 5 (1968) 258–272.
- [3] Dyson, F. Correlations between the eigenvalues of a Random Matrix, Comm. Math Phys 3, 1970, 1191-1198.
- [4] Fock, V., Goncharov, A. Moduli spaces of local systems and higher Teichmüller theory. Publ. Math. Inst. Hautes Études Sci. No. 103 (2006), 1–211.
- [5] Kasteleyn, P., The statistics of dimers on a lattice. I. The number of dimer arrangements on a quadratic lattice,” Physica (Amsterdam) 27, 1209–1225 (1961).
- [6] Kenyon, R. Spanning forests and the vector-bundle Laplacian, Ann. Prob. to appear.

- [7] Kenyon, R. Conformal invariance of domino tiling. *Ann. Probab.* 28 (2000), no. 2, 759–795.
- [8] Kenyon, R. Dominos and the Gaussian free field. *Ann. Probab.* 29 (2001), no. 3, 1128–1137.
- [9] Kenyon, R. Height fluctuations in the honeycomb dimer model. *Comm. Math. Phys.* 281 (2008), no. 3, 675–709.
- [10] Kenyon, R., Okounkov, A. Limit shapes and the complex Burgers equation, *Acta Math.* 199 (2007), no. 2, 263–302.
- [11] Kenyon, R., Okounkov, A., Sheffield S. Dimers and amoebae. *Ann. of Math.* (2) 163 (2006), no. 3, 1019–1056.
- [12] Kenyon, R., Propp, J. G., Wilson, D. B. Trees and matchings. *Electron. J. Combin.* 7 (2000), Research Paper 25, 34 pp. (electronic).
- [13] Kenyon, R., Wilson, D. B. Boundary partitions in trees and dimers. *Trans. Amer. Math. Soc.* 363 (2011), no. 3, 1325–1364.
- [14] Mehta, M. L. *Random matrices*. Third edition. *Pure and Applied Mathematics (Amsterdam)*, 142. Elsevier/Academic Press, Amsterdam, 2004.
- [15] Mehta, M. L. *Random matrices and the statistical theory of energy levels*. New York: Academic Press 1967.
- [16] S. Sheffield, Exploration trees and conformal loop ensembles. *Duke Math. J.* 147 (2009), no. 1, 79129.
- [17] Spitzer, F. *Principles of random walk*. The University Series in Higher Mathematics D. Van Nostrand Co., Inc., Princeton, N.J.-Toronto-London 1964, 406 pp.
- [18] Temperley, W., Fisher, M., Dimer problem in statistical mechanics—an exact result. *Philos. Mag.* (8) 6 (1961) 1061–1063.