

VESICLE COMPUTERS: APPROXIMATING VORONOI DIAGRAM ON VORONOI AUTOMATA

ANDREW ADAMATZKY, BEN DE LACY COSTELLO, JULIAN HOLLEY,
JERZY GORECKI, AND LARRY BULL

ABSTRACT. Irregular arrangements of vesicles filled with excitable and precipitating chemical systems are imitated by Voronoi automata — finite-state machines defined on a planar Voronoi diagram. Every Voronoi cell takes four states: resting, excited, refractory and precipitate. A resting cell excites if it has at least one excited neighbour; the cell precipitates if a ratio of excited cells in its neighbourhood to its number of neighbours exceed certain threshold. To approximate a Voronoi diagram on Voronoi automata we project a planar set onto automaton lattice, thus cells corresponding to data-points are excited. Excitation waves propagate across the Voronoi automaton, interact with each other and form precipitate in result of the interaction. Configuration of precipitate represents edges of approximated Voronoi diagram. We discover relation between quality of Voronoi diagram approximation and precipitation threshold, and demonstrate feasibility of our model in approximation Voronoi diagram of arbitrary-shaped objects and a skeleton of a planar shape.

Keywords: Voronoi diagram, automata, discrete networks, wave dynamics

1. INTRODUCTION

A regular, or irregular but manually designed, arrangements of vesicles filled with excitable chemical mixtures bear huge computational potential [6]. When vesicles are in close, at least in a diffusion terms, contact with each other, via tiny pores, excitation waves can pass from one vesicle to its close neighbour. Excitation wave-fragments keep their shape, more or less constant, inside each BZ-vesicle. A wave-fragment passing from one vesicle to another it contracts, due to the restricted size of the connecting pore. When two or more wave-fragments collide inside a vesicle they can annihilate, deviate, or multiply. When interpreting presence/absence of wave-fragments in any given as a value of Boolean variable we can implement all basic operations of a Boolean logic via collisions between wave-fragments in a vesicle. In computer experiments we designed a binary adder in a hexagonal array of vesicles filled with excitable chemical mixture [6], built polymorphic logical gates (switching between XNOR and NOR) by using illumination to control outcomes of inter-fragment collisions [7] and geometry-modulated complex arithmetical circuits [27]. Our theoretical ideas and results got experimental chemical laboratory back up – results on information transfer between Belousov-Zhabotinsky mixture enclosed in lipid membrane are successful [23, 33].

Date: January 14, 2022.




FIGURE 1. Examples of Voronoi representation of bubble conglomerates: (a) rhodamin, vegetable oil, water and silicon oil (polydimethylsiloxane), (b) blue food coloring and vegetable oil, (c) rhodamin, water and silicon oil mixtures.

While in computer models regular arrangement of uniform vesicles is effortless real-life experiments bring nasty surprises. Usually vesicles are different sizes, they do not form a hexagonal lattice as a rule, and they may be unstable, coalescence transforms fine-grained networks of elementary vesicle-processors into a

coarse-grained assemblies of monstrous vesicular structures. What kind of computation can be done on an irregular arrangement of non-uniform vesicles? We address the question by representing the vesicle assemblies by automata networks and studying how planar subdivision, Voronoi diagram, problem can be solved in such vesicle-automata.

We abstract vesicle assemblies as planar Voronoi diagrams (Fig. 1) of planar sets, points of which are centres of the vesicles. Voronoi diagram is routinely as approximation of arrangements of discs [22] and sphere packing [31, 20, 32]. The diagram is also used in structural analysis of liquids and gases [9], and protein structure [36], and to model dense gels [41] and inter-atomic bonds [26]. The Voronoi diagrams are introduced in Sect. 2. We assume that every cell of a Voronoi diagram is a finite-state that takes four states and updates its states depending on states of its first and second order neighbours. We design a cell-state transition function which combines generalised, and highly-abstracted, properties of both excitable and precipitating chemical media: a local disturbance gives birth to quasi-circular waves of excitation while collisions between the waves lead to precipitation. The Voronoi automaton is defined in Sect. 3.

The problem solved by Voronoi automata is the approximation of Voronoi diagram. Approximated Voronoi diagram is much more coarse-grained than Voronoi diagram on which excitable-precipitating automaton is built. To approximate a Voronoi diagram on Voronoi automata we project a planar set onto automaton lattice, thus cells corresponding to data-points are excited. Excitation waves propagate across the Voronoi automaton, interact with each other and form precipitate in result of the interaction. Configuration of precipitate represents edges of approximated Voronoi diagram. In our model precipitation depends on a local density of excitation — precipitation threshold. For low precipitation threshold the medium becomes cluttered with meaningless clusters of precipitate, for high threshold few domain of precipitation is formed. Our quest for optimal threshold of precipitation is narrated in Sect. 4. In Sect. 5 we show optimal threshold found can be equally used to approximate Voronoi diagram of arbitrary planar shapes and also skeleton of planar shape.

2. VORONOI DIAGRAM

Let \mathbf{P} be a nonempty finite set of planar points. A planar Voronoi diagram [40] of the set \mathbf{P} is a partition of the plane into such regions, that for any element of \mathbf{P} , a region corresponding to a unique point p contains all those points of the plane which are closer to p than to any other node of \mathbf{P} . A unique region $vor(p) = \{z \in \mathbf{R}^2 : d(p, z) < d(p, m) \forall m \in \mathbf{P}, m \neq p\}$ assigned to point p is called a Voronoi cell of the point p [37]. The boundary $\partial vor(p)$ of the Voronoi cell of a point p is built of segments of bisectors separating pairs of geographically closest points of the given planar set \mathbf{P} . A union of $VD(\mathbf{P}) = \cup_{p \in \mathbf{P}} \partial vor(p)$ all boundaries of the Voronoi cells determines the planar Voronoi diagram [37]. A variety of Voronoi diagrams and algorithms of their construction can be found in [29, 34].

Approximation of Voronoi diagrams with propagating patterns is based on time-to-distance transformation: to approximation a bisector separating planar points p and q we initiate growing patterns at p and q . The pattern travel the same distance from the sites of origination before they meet each other, The loci where the waves meet indicate sites of the computed bisector [1, 2]. Precipitating reaction-diffusion

chemical media are proved to be an ideal computing substrate for approximation of the planar Voronoi diagram [39, 18, 3]. A Voronoi diagram can be approximated in a two-reagent medium. One reagent α is saturated in the substrate, drops of another reagent β are applied to the sites corresponding to planar points to be separated by bisectors. The reagent β diffuses in the substrate and reacts with reagent α . Colored precipitate is produced in the reaction between α and β . When two or more waves of diffusing α meet, no precipitate is formed [18]. Thus uncolored loci of the reaction-diffusion medium represent bisectors of the computed diagram. A range of chemical precipitating processors is designed and working prototypes are tested in laboratory conditions [39, 16, 17, 18, 19].

3. VORONOI AUTOMATA

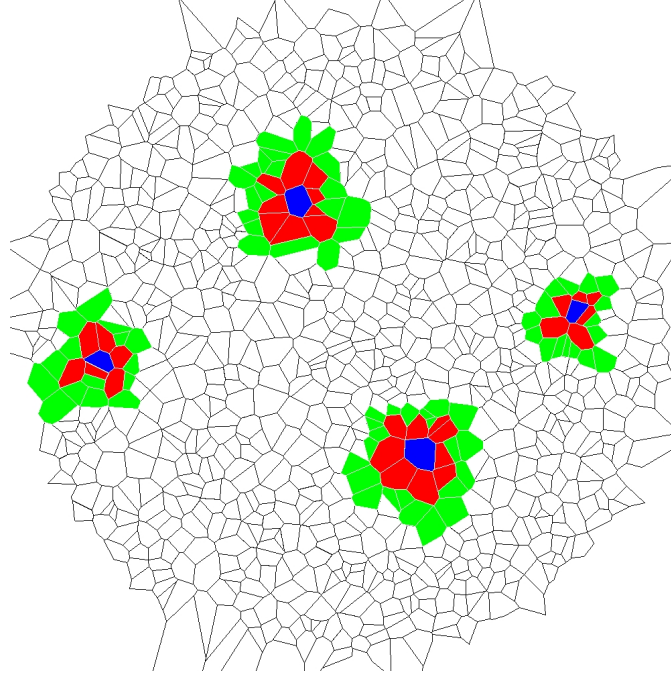
A Voronoi automaton is a tuple $\mathcal{V} = \langle \mathbf{V}(\mathbf{P}), \mathbf{Q}, \mathbf{N}, u, f \rangle$, where \mathbf{P} is a finite planar set, $\mathbf{V}(\mathbf{P}) = \{V(p) : p \in \mathbf{P}\}$, \mathbf{Q} is finite set, \mathbf{N} is a set of natural numbers and $u : \mathbf{V}(\mathbf{P}) \rightarrow \mathbf{V}(\mathbf{P})^k$ is second-order neighbourhood, $0 < k < |\mathbf{P}|$, and $f : \mathbf{Q}^k \rightarrow \mathbf{Q}$ is a cell-state transition function.

Excitable-precipitating Voronoi automata studied in present paper are specified as follows. Cell state set has for elements, $\mathbf{Q} = \{\circ, +, -, \#\}$. Thus we assign three excitation-related states — resting (\circ), excited ($+$) and refractory ($-$) — to cells, and one precipitate state $\#$. Cells update their state in discrete time. A state of cell $V(x)$ are time step $t \in \mathbf{N}$ is denoted as $V(x)^t$. All cells update their states in parallel using the same cell-state transition function.

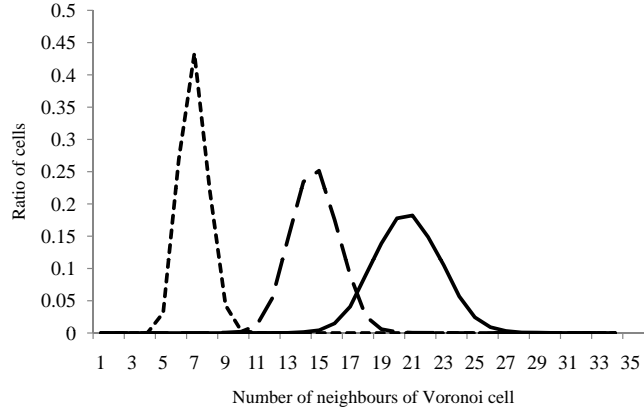
Let $w(p)$, $p \in \mathbf{P}$, be a first-order neighbourhood of a Voronoi cell $Vor(p)$ from $\mathbf{V}(\mathbf{P})$: $w(p) = \{V(q) \in \mathbf{V}(\mathbf{P}) : \partial V(p) \cap \partial V(q)\}$, i.e. a set of Voronoi cells which have common edges with $V(x)$. A second-order neighbourhood $u(p)$ is a set of neighbours of first-order neighbours of $V(p)$: $u(p) = \bigcap_{V(q) \in w(V(p))} w(V(q))$. Examples of Voronoi cell neighbourhoods are shown in Fig. 2a. Distributions of numbers of immediate and second neighbours and sizes of second-order neighbourhood u are given in Fig 2b. Predominant number, over 40%, of cells have six first-order (immediate) neighbours. Almost half of the cells have 13 or 14 second-order neighbours. For any cell size of second-order neighbourhood u is a sum of first-order neighbours and second-order neighbours. For Voronoi automata with high-density packing of 15K cells, half of the cells have either 19, or 20 or 21 neighbours. If we consider only immediate neighbourhood then \mathcal{V} can be, in principle, seen as a slightly distorted, hexagonal lattice. However, by adopting second-order neighbourhood we are moving to a random structure with higher than hexagonal lattice coordinate number (a node in hexagonal lattice has 18-node second-order neighbourhood while dominating neighbourhood sizes in \mathcal{V} are 19, 20 and 21).

Transition from excited to refractory state is unconditional, i.e. takes place with regards to states of a cell's neighbours. A resting cell excites if it has at least one excited neighbour. In this particular model we take a refractory state and precipitate states are absorbing: once a cell takes either of these two state it does not update its state any longer.

Neighbourhood sizes may differ between Voronoi cells therefore we use a state transition function, where a cell updates its state depending on a relative excitaton in its neighbourhood. We assume that precipitation occurs in a resting cell when a ratio of excited neighbours to a total number of neighbours exceeds some threshold $\eta \in [0, 1]$. Let $\sigma(V(x)^t)$ be a number of excited cells in the cell $V(x)$'s second-order



(a)



(b)

FIGURE 2. Structure and properties of neighbourhoods. (a) Example of Voronoi tessellation with second-order neighbourhood structures highlighted for four cells. In each case central cell p is filled with blue (black in gray-scale reproduction) colour, first-order neighbours of $w(p)$ are filled with red (dark-gray) colour, and neighbours of $w(p)$ are filled with green (light-gray) colour. For each blue (black) Voronoi cell a second-order neighbourhood is a set of red (dark-gray) and green (light gray) Voronoi cells. (b) Distribution of first order, or immediate, neighbours (dotted line), second order neighbours (dashed line) and size of second order neighbourhood (solid line) in Voronoi automata of 15K cells.

neighbourhood, $\sigma(V(x)^t) = \sum_{V(y) \in u(V(x))} |\{V(y) : V(y)^t = +\}|$ then a cell updates its state by the following rule:

$$V(x)^{t+1} = \begin{cases} \#, & \text{if } V(x)^t = \circ \text{ and } \sigma^t(x)/\nu(x) > \eta \\ +, & \text{if } V(x)^t = \circ \text{ and } \sigma^t(x)/\nu(x) > 1 \\ -, & \text{if } V(x)^t = + \\ \circ, & \text{otherwise} \end{cases}$$

In computational experiments we construct set \mathbf{P} by fill a disc-container of radius 480 units with up to 15K points. The points are packed at random but there is at least 5 units distance between any two points. Voronoi diagram \mathcal{V} — on which Voronoi automaton is constructed — is calculated by a classical sweepline algorithm [21].

4. CONSTRUCTING VORONOI DIAGRAM ON VORONOI AUTOMATA

Let \mathbf{B} be a set of planar points on which a Voronoi diagram \mathfrak{V} on \mathcal{V} , $\eta = 0.4$, is approximated. We project \mathbf{B} onto \mathcal{V} and excite cells of \mathcal{V} which are closer than 9 units to points of \mathbf{B} . Excitation waves spread on \mathcal{V} . The excitation waves collide and precipitation occurs nearby sites of the waves' collisions. Configuration of cells in precipitate state represents edges of $\mathfrak{V}(\mathbf{B})$. An example of excitation-precipitation dynamics in \mathcal{V} which approximates $\mathfrak{V}(\mathbf{B})$, where \mathbf{B} is a planar set of seven points, is shown in Fig. 3. A scheme of the Voronoi diagram computed is shown in Fig. 7a.

Even in a single example shown in Fig. 3 it is clear that \mathcal{V} does not calculate $\mathfrak{V}(\mathbf{B})$ precisely, it rather approximates it with discrete domains of precipitation, and also introduces some noise (sites of precipitation not coinciding with bisectors of $\mathfrak{V}(\mathbf{V})$). Only threshold of precipitation η can be varied in our model. How are a degree of approximation and noise to signal ratio depends on value of η ? To answer we undertook a series of computational experiments, illustrated — for some values of η — in Fig. 4.

For a set \mathbf{B} of seven points we constructed 'classical' planar Voronoi diagram $\mathfrak{V}(\mathbf{B})$ (Fig. 4a). Then for $\eta = 0.2 \dots 0.525$ we excited \mathcal{V} with \mathbf{B} , waited till \mathcal{V} reaches its stationary configuration, where all cells are in either precipitate or refractory state, and compared the configurations of \mathcal{V} and image of $\mathfrak{V}(\mathbf{B})$. For each η we recorded a fraction ρ of precipitate-cells in a final configuration of $\mathcal{V}(\eta)$ to a total number of precipitate-cells in the same configuration (Fig. 5a).

We found that while density ν , calculated as a ratio of a number of precipitate-cells in stationary configuration $\mathcal{V}(\eta)$ to a number of precipitate-cells in configuration of $\mathcal{V}(0.2)$, exponentially decreases with increase of precipitation threshold η (Fig. 5b) degree of approximation ρ shows more intriguing behaviour (Fig. 5a). From $\eta = 0.2$ till $\eta = 0.41$ 'signal-to-noise' ratio $\rho(\eta)$ grows almost exponentially. Trend of $\rho(\eta)$ undergoes S-type transition between $\eta = 0.41$ and $\eta = 0.453$ with one pick $\rho(0.44)$ and two cavities $\rho(0.43)$ and $\rho(0.452)$. As illustrated in Fig. 4 \mathcal{V} with precipitation threshold in the zone around $\eta = 0.4$, onset of 'strange' behaviour of $\rho(\eta)$, demonstrates best approximation of $\mathfrak{V}(\mathbf{B})$, as recognised by unaided eye.

5. ARBITRARY-SHAPED PLANAR OBJECTS AND CONTOURS

The Voronoi automaton \mathcal{V} copes well with data set \mathbf{O} of planar finite shapes. To approximate diagram \mathfrak{V} of arbitrary planar shapes we project the objects of \mathbf{O}




FIGURE 3. Approximation of Voronoi diagram $\mathfrak{V}(\mathbf{B})$ on Voronoi automaton \mathcal{V} , $\eta = 0.4$. Points of \mathbf{B} are projected onto \mathcal{V} at time step $t = 0$. Seven Voronoi cells of \mathcal{V} are excited and generated quasi-circular excitation waves. Configuration of \mathcal{V} at time step $t = 1$, when wave have just started to develop, is shown in (a). The waves propagate outwards their initial stimulation sites and covert Voronoi cells they are occupying into refractory states (bc). When two or more waves collide precipitation occurs. By 44th step of the automaton development excitation extincts but domains of precipitate-cells represent edges of the approximated Voronoi diagram \mathcal{V} . Resting cells are blank, excited cells red (dark gray), refractory cells gray, and precipitate cells black.

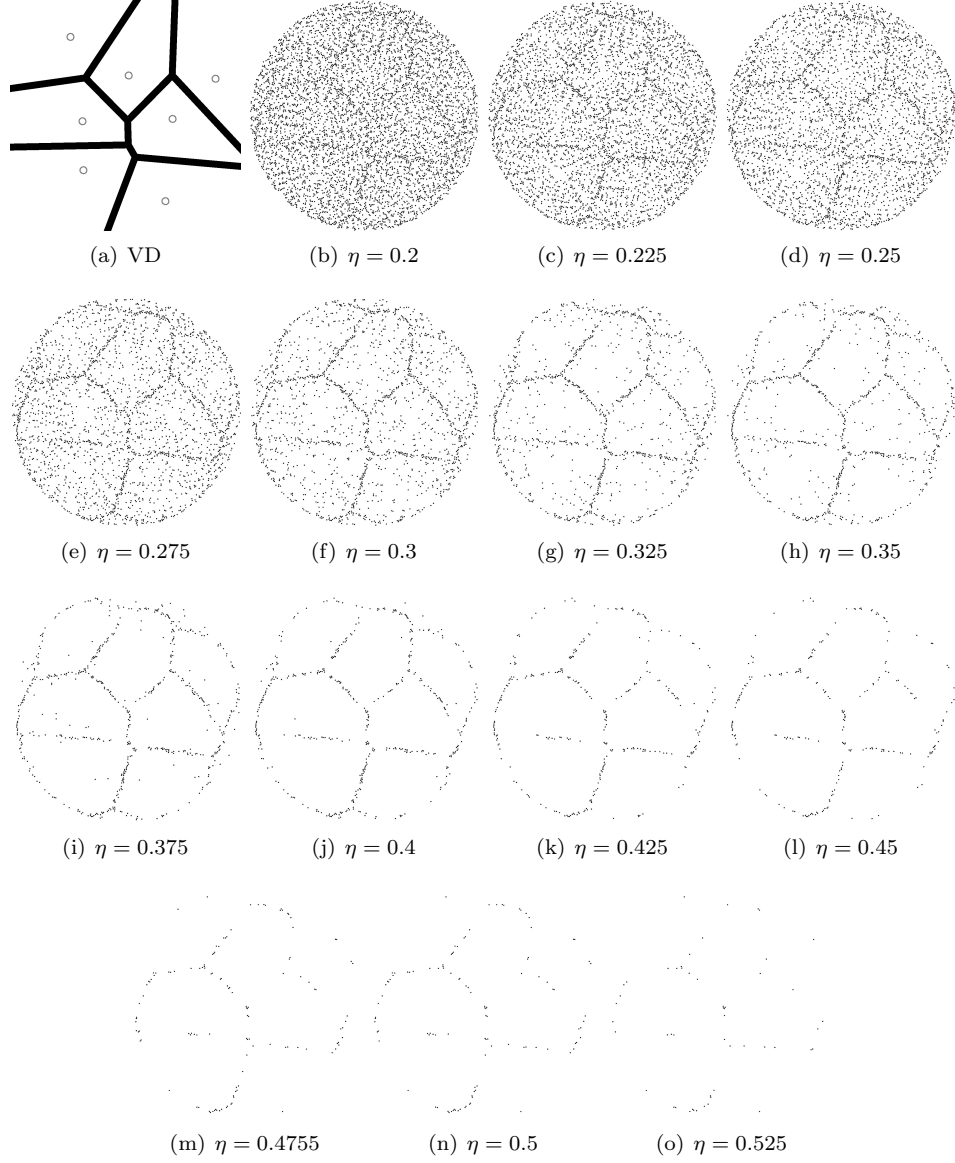


FIGURE 4. Quality of approximation depends on η . (a) Voronoi diagram $\mathfrak{V}(\mathbf{B})$ of seven planar points set \mathbf{B} constructed by Fortuna's sweepline algorithm, (b)–(o) stationary configurations of precipitate in automaton \mathcal{V} excited by \mathbf{B} for different $\eta = 0.2 \dots 0.525$. In snapshots (b)–(o) black pixels symbolise Voronoi cells of \mathcal{V} in precipitate state, cells in refractory states are blank.

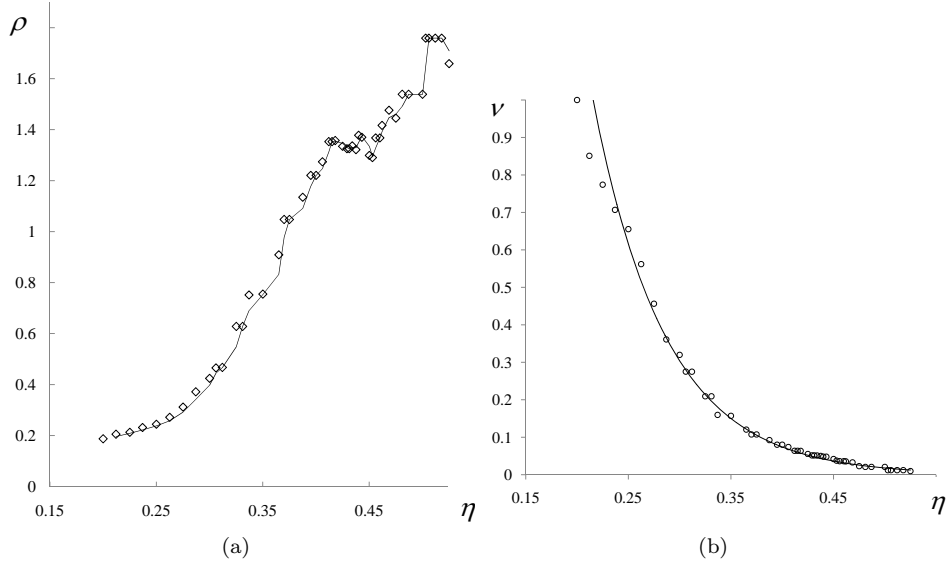


FIGURE 5. Characterisation of approximation of $\mathfrak{V}(\mathbf{B})$ (Fig. 4a) by automaton \mathcal{V} : (a) ρ vs η and (b) ν vs η . Markers (rhombs and circles) show actual values of $\nu(\eta)$ and $\rho(\eta)$, while solid lines are moving average trend line purely for eye guidance.

(Fig. 6a) onto \mathcal{V} in such a manner that at time $t = 0$ all cells of \mathcal{V} covered (coinciding with pixels of) by shapes from \mathbf{O} becomes excited (Fig. 6b). Waves of excitation travel across \mathcal{V} and provoke precipitation during their collisions (Fig. 6c–e). When all cells take refractory or precipitate state the automaton’s configuration becomes stationary. The spatial distribution of precipitate represents Voronoi diagram of data shapes (see Fig. 6f and Fig. 7b). A precipitate-enhancement of original position of data shape is a byproduct of \mathcal{V} ’s development.

A skeleton of a planar contour is a set of centers of bitangent circles lying inside the contour [15]. Blum’s grass-fire algorithm for computing skeleton employs propagating patterns [13, 14, 15]: to compute a skeleton we set a contour on fire and let the fire spread, wuench points where the advancing fire-fronts collide represent the skeleton. Most known algorithms of skeletonisation are based on Blum’s approach: simulation of grass-fire [30], distance transform [38], analytical construction of medial axis and topological thinning [35, 10].

To approximate a skeleton of a shape \mathbf{S} (Fig. 8a) we project \mathbf{S} onto \mathcal{V} . Voronoi cells of \mathcal{V} corresponding to black pixels of \mathbf{S} are excited (Fig. 8b). Excitation waves propagate inside and outside of the domain \mathbf{S} of initial excitation; we can ignore behaviour of outward waves. Waves travelling inside the contour \mathbf{S} trigger precipitation at the sites of the waves’ interaction (Fig. 8c–e). Distribution of precipitate (Fig. 8e) inside \mathbf{S} approximates skeleton of \mathbf{S} (Fig. 7c).

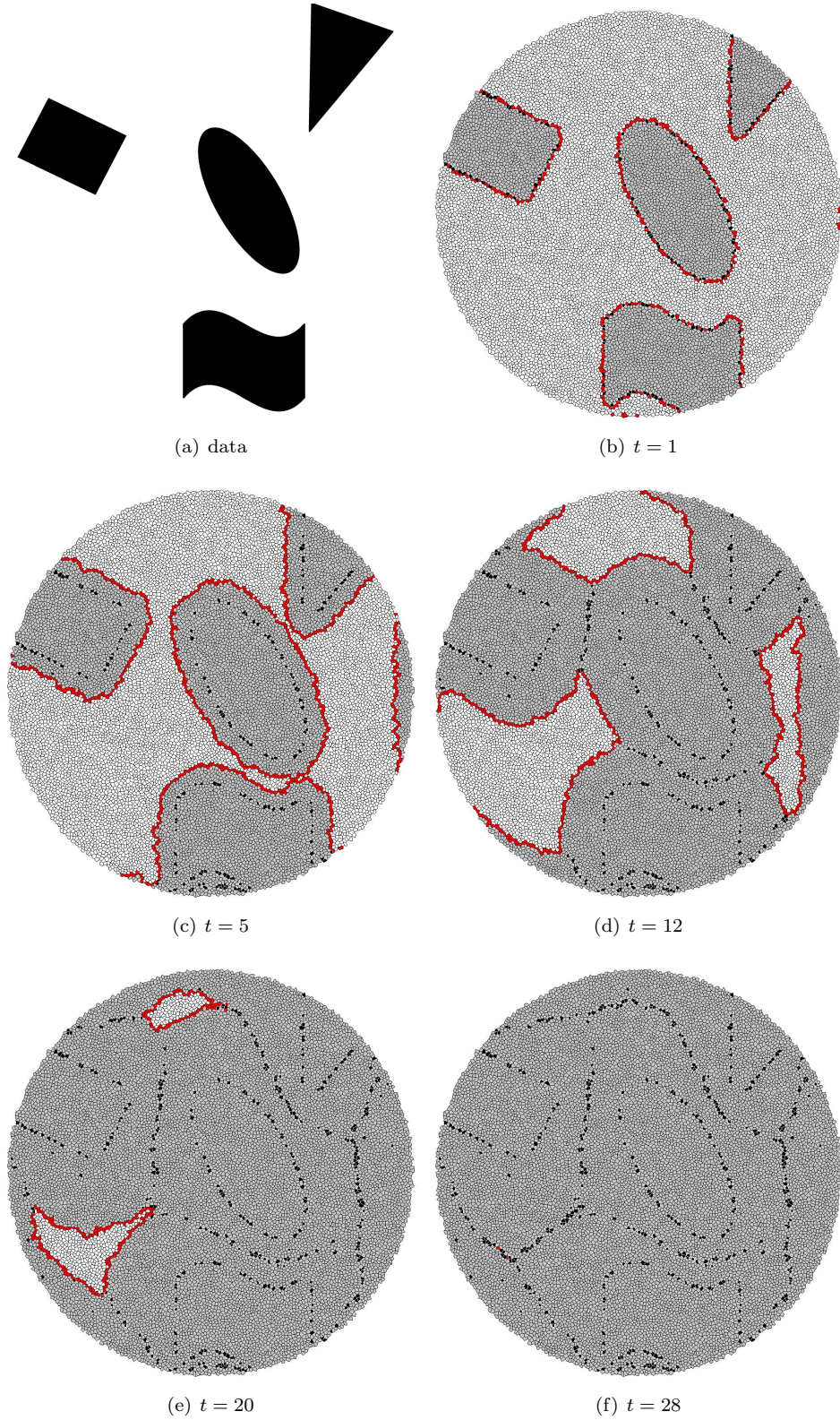


FIGURE 6. Approximation of Voronoi diagram $\mathfrak{V}(\mathbf{O})$ of planar shapes \mathbf{O} in Voronoi automaton \mathcal{V} . Voronoi cell of \mathcal{V} in precipitate state are black, cells in refractory states are blank. Excited cells are red (gray). (a) representation of \mathbf{O} , (b)–(f) development of \mathcal{V} . $\mathfrak{V}(\mathbf{O})$ is represented by black pixels in (f).

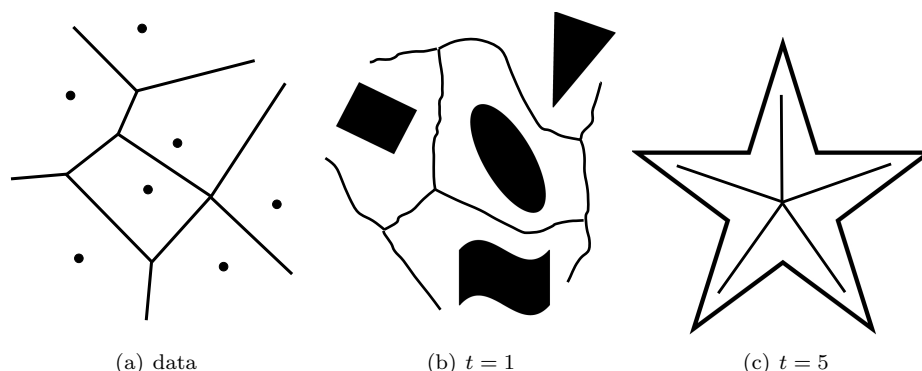


FIGURE 7. Schematic representation of data objects and their Voronoi diagram or skeleton for precipitation-based approximation shown in (a) Fig. 3, (b) Fig. 6, and (c) Fig. 8.

6. SUMMARY

We demonstrated that is possible to solve some problems of computational geometry on a discrete model of irregularly arrangements non-uniform vesicles filled with chemical mixtures [6, 7, 27]. We shown that a threshold of relative local excitation density can be used to parameterize excitation and precipitation dynamics, enhance results of the computation and reduce noise-to-signal ratio. We proved that the same optimal threshold of precipitation works well not only for approximating Voronoi diagram of planar sets but also for arbitrary shapes and skeletonisation of planar contours. In terms of automata-network based computation we advanced our previous results on excitation in Delaunay automata [4] and β -skeletons [5, 8]. The parameterisation developed could be used in the designing experimental laboratory prototypes of fine-grained compartmentalised excitable chemical processors, e.g. using micro-emulsion approach [28], and developing nano-scale massively parallel computers [11].

7. ACKNOWLEDGMENT

The work is part of the European project 248992 funded under 7th FWP (Seventh Framework Programme) FET Proactive 3: Bio-Chemistry-Based Information Technology CHEM-IT (ICT-2009.8.3).

REFERENCES

- [1] Adamatzky A. Reaction-diffusion algorithm for constructing discrete generalised Voronoi diagram. *Neural Network World* 9 (1994) 6635–6643.
- [2] Adamatzky, A. Voronoi-like partition of lattice in cellular automata, *Mathematical and Computer Modelling* 23 (1996) 51–66.
- [3] Adamatzky A., De Lacy Costello B., Asai T. *Reaction-Diffusion Computers* (Elsevier, 2005).
- [4] Adamatzky A. On excitable Delaunay automata. *Kybernetika* (2010), in press.
- [5] Adamatzky A. On excitable beta-skeletons *J Computational Sci* 1 (2010) 175–186.
- [6] Adamatzky A., Holley J., Bull L., De Lacy Costello B. On computing in fine-grained compartmentalised Belousov-Zhabotinsky medium arXiv:1006.1900v1 [nlin.PS]

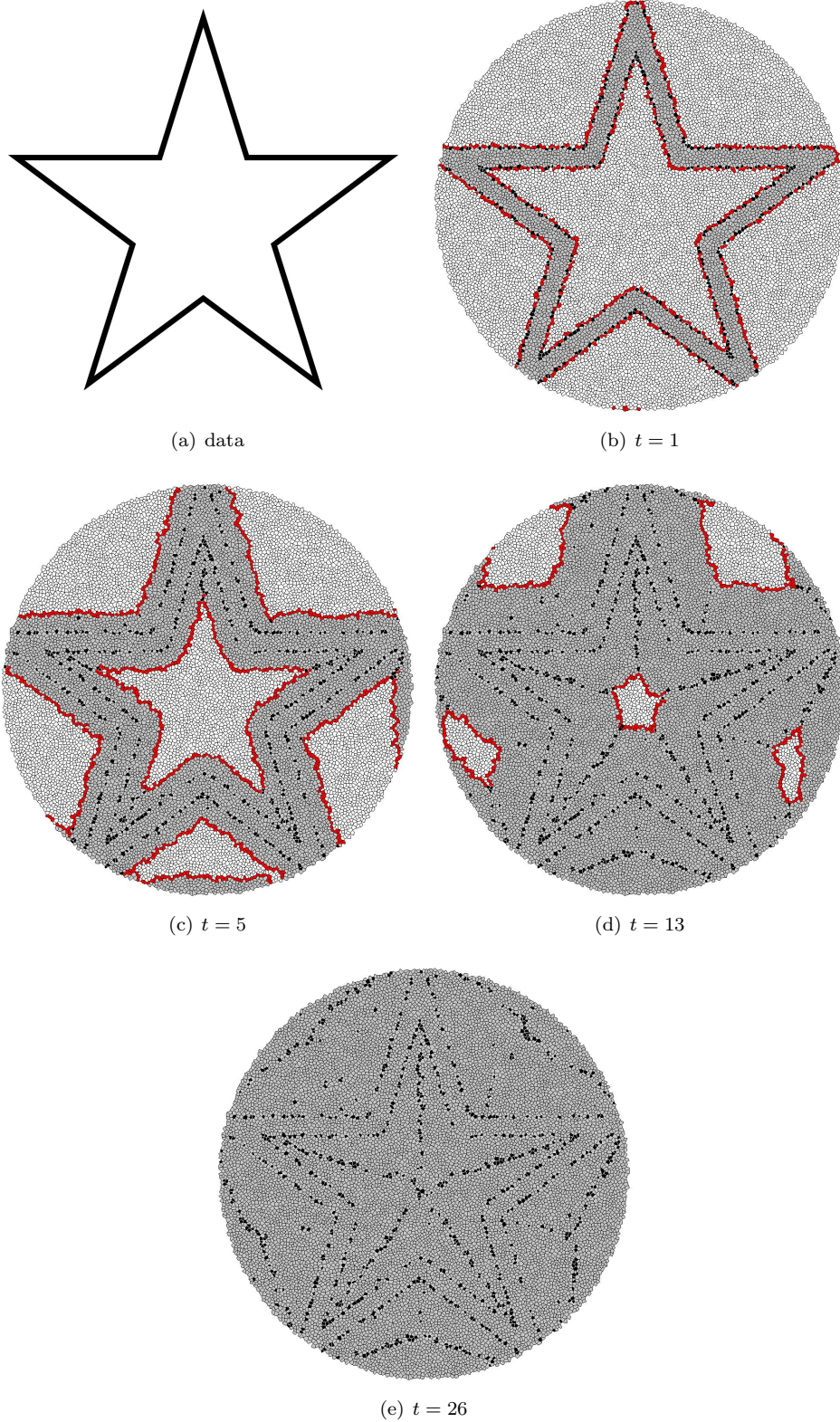


FIGURE 8. Approximation of a skeleton of a star-contour \mathbf{S} by \mathcal{V} . Voronoi cell of \mathcal{V} in precipitate state are black, cells in refractory states are blank. Excited cells are red (gray). (a) representation of a star-contour, (b)–(e) development of \mathcal{V} .

- [7] Adamatzky A., De Lacy Costello B., Bull L. On polymorphic logical gates in sub-excitable chemical medium. *Int. J. Bifurcation and Chaos* (2010), in press. See also arXiv:1007.0034v1 [nlin.PS].
- [8] Alonso-Sanz R. and Adamatzky A. On beta-skeleton automata with memory. *J Computational Sci* (2010, in press.
- [9] Anikeenko A.V., Alinchenko M.G., Voloshin V.P., Medvedev N.N. Gavrilova M.L. and Jedlovsky P. Implementation of the Voronoi-Delaunay method for analysis of intermolecular voids. *Lecture Notes in Computer Science* 3045 (2004) 217–226.
- [10] Attali D. and Montanvert A. Computing and simplifying 2D and 3D continuous skeletons. *Computer Vision and Image Understanding* 67 (1997) 261–273.
- [11] Bandyopadhyay A., Pati R., Sahu S. Peper F. and Fujita D. Massively parallel computing on an organic molecular layer *Nature Phys.* 6 (2010).
- [12] Bernal J. D. and Mason J. Packing of spheres: co-ordination of randomly packed spheres. *Nature* 188 (1960) 910–911.
- [13] Blum H., A transformation for extracting new descriptors of shape, In: Wathen-Dunn W. (ed.), *Models for the Perception of Speech and Visual Form*, MIT Press, 1967.
- [14] Blum H. Biological shape and visual science. *J. Theor. Biol.* 38 (1973) 205–287.
- [15] Calabi L. and W.E. Hartnett, Shape recognition, prairie fires, convex deficiencies and skeletons. *Am. Math. Mon.* 75 (1968) 335–342.
- [16] De Lacy Costello B. P. J. Constructive chemical processors — Experimental evidence that shows this class of programmable pattern forming reactions exist at the edge of a highly nonlinear region. *Int J Bifurcation and Chaos* 13 (2003) 1561–1564.
- [17] De Lacy Costello B. P. J. and Adamatzky A. On multitasking in parallel chemical processors: experimental results. *Int J Bifurcation and Chaos* 13 (2003) 521–533.
- [18] De Lacy Costello B., Hantz P., Ratcliffe N. Voronoi diagrams generated by regressing edges of precipitation fronts *J. Chem. Phys.* 120 (2004) 2413.
- [19] De Lacy Costello B. P. J., Jahan I., Adamatzky A., Ratcliffe N. M. Chemical tessellations. *Int. J Bifurcation and Chaos* 19 (2009) 619–622.
- [20] Filatovs G. J. Delaunay-Subgraph Statistics of Disc Packings *Materials Characterization*, Volume 40, Issue 1, January 1998, Pages 27–35
- [21] Fortune S. A sweepline algorithm for Voronoi diagrams. *Proc. 2nd Annual Symp. on Comput. Geom.* (1986) 313–322.
- [22] Gervois A., Annic C., Lemaitre J., Ammi m., Oger L., Troadec J.-P. Arrangement of discs in 2D binary assemblies. *Physica A* 218 (1995) 403–418.
- [23] Gorecki J. Private communication (2010).
- [24] Gotoh K. and Finney J. L. Statistical geometrical approach to random packing density of equal spheres. *Nature* 252 (1974) 202–205.
- [25] Greenberg J. M. and Hastings S., Spatial patterns for discrete models of diffusion in excitable media. *SIAM J. on Appl Math* 34 (1978) 515–552.
- [26] Hobbs W. L. Network topology in aperiodic networks *J of Non-Crystalline Solids* 192/193 (1995) 79–91.
- [27] Holley J., Adamatzky A., Bull L., De Lacy Costello B., Jahan I. Modalities of Belousov-Zhabotinsky encapsulated vesicles. *Nanocommunication Networks Journal* (2010), in press. See also arXiv:1009.2044v1 [nlin.CG]
- [28] Kaminaga A., Vanag V. K., and Epstein I. R. A reaction–diffusion memory device. *Angew. Chem. Int. Ed.* 45 (2006) 3087–3089.
- [29] Klein R. *Concrete and Abstract Voronoi Diagrams*. Springer-Verlag, Berlin, 1990.
- [30] Leymarie F. and Levine M. D. Simulating the grassfire transform using an active contour model. *IEEE Trans on Pattern Analysis and Machine Intelligence* 14 (1992) 56–75.
- [31] Lochmann K., Oger L., Stoyan D. Statistical analysis of random sphere packings with variable radius distribution. *Solid State Sciences* 8 (2006) 1397–1413.
- [32] Luchnikov V.A., Gavrilova M.L., Medvedev N.N., Voloshin V.P. The Voronoi-Delaunay approach for the free volume analysis of a packing of balls in a cylindrical container. *Future Generation Computer Systems* 18 (2002) 673–679.
- [33] NeuNeu: Artificial Wet Neuronal Networks from Compartmentalised Excitable Chemical Media. (2010) <http://neu-n.eu/>
- [34] Okabe A., Boots B., Sugihara K. and Chiu S.N. *Spatial Tessellations: Concepts and Applications of Voronoi diagrams*. John Wiley and Sons, 2000.

- [35] Pearce A.R., Caelli T., Sestito S., Goss S., Selvestrel M. and Murray G., Skeletonizing topographical regions for navigational path planning, Technical Report CVPRL and ARL, Australia, 1993.
- [36] Poupon A. Voronoi and Voronoi-related tessellations in studies of protein structure and interaction Current Opinion in Structural Biology 14 (2004) 233–241.
- [37] Preparata F. and Shamos M. Computational Geometry: An Introduction (Springer, 1985)
- [38] Rosenfeld A. and Pfaltz J.L., Distance functions on digital pictures, Pattern Recognition 1 (1968) 33–61.
- [39] Tolmachev, D. and Adamatzky, A. Chemical processor for computation of Voronoi diagram, Adv. Mater. Opt. Electron. 6 (1996) 191–196.
- [40] Voronoi G. Nouvelles applications des paramètres continus à la théorie des formes quadratiques. Journal fur die Reine und Angewandte Mathematik 133 (1907) 97–178.
- [41] Zarzycki J. Structure of dense gels. J. of Non-Crystalline Solids. 147/148 (1992) 176–182.

(A. Adamatzky) UNCONVENTIONAL COMPUTING CENTRE, UNIVERSITY OF THE WEST OF ENGLAND, BRISTOL, UNITED KINGDOM

(B. De Lacy Costello) CENTRE FOR ANALYTICAL CHEMISTRY AND SMART MATERIALS, CITY OF THE WEST OF ENGLAND, BRISTOL, UNITED KINGDOM

(J. Holley) UNCONVENTIONAL COMPUTING CENTRE, UNIVERSITY OF THE WEST OF ENGLAND, BRISTOL, UNITED KINGDOM

(J. Gorecki) INSTITUTE OF PHYSICAL CHEMISTRY PAN, WARSAW, POLAND

(L. Bull) ARTIFICIAL INTELLIGENCE GROUP, UNIVERSITY OF THE WEST OF ENGLAND, BRISTOL, UNITED KINGDOM