

Dynamics of Void and its Shape in Redshift Space

Kei-ichi Maeda^a, Nobuyuki Sakai^b, Roland Triay^c

^aDepartment of Physics & RISE, Waseda University,
Okubo 3-4-1, Shinjuku, Tokyo 169-8555, Japan

^bDepartment of Education, Yamagata University,
Yamagata 990-8560, Japan

^cCentre de Physique Théorique¹,
CNRS Luminy Case 907, 13288 Marseille Cedex 9, France

E-mail: maeda@waseda.jp, nsakai@e.yamagata-u.ac.jp, triay@cpt.univ-mrs.fr

Abstract. We investigate the dynamics of a single spherical void embedded in a Friedmann-Lemaître universe, and analyze the void shape in the redshift space. We find that the void in the redshift space appears as an ellipse shape elongated in the direction of the line of sight (*i.e.*, an opposite deformation to the Kaiser effect). Applying this result to observed void candidates at the redshift $z \sim 1-2$, it may provide us with a new method to evaluate the cosmological parameters, in particular the value of a cosmological constant.

Keywords: dark energy theory, cosmological perturbation theory, cosmic web, cosmological parameters from LSS, cosmological simulations

ArXiv ePrint: ...

¹Unité Mixte de Recherche (UMR 6207) du CNRS, et des universités Aix-Marseille I, Aix-Marseille II et du Sud Toulon-Var. Laboratoire affilié à la FRUMAM (FR 2291).

Contents

1	Introduction	1
2	Modeling a spherical void in the expanding universe	2
2.1	Basic Equations	2
2.2	Model parameters	4
3	Dynamics of voids	5
4	Redshift of a void	7
4.1	Redshift by proper motion of a shell	8
4.2	Other effects on the redshift of a void	10
4.3	Numerical results	10
5	Conclusion and Remarks	13
A	Spherical under-dense void	15
B	Deflection of the backside light ray at the boundary shell	16

1 Introduction

From the observational data (Type Ia supernovae [1], the cosmic microwave background (CMB) [2], galaxy distribution [3], and weak lensing [4]), we find that the Λ CDM model is the most generally accepted approach in cosmology. It is based on the Friedmann-Lemaître solution of the Einstein equations with a cosmological constant Λ , which describes the universe with a uniformly distributed dust. The observation also reveals the existence of large scale structures, i.e., the large voids with the scale of about 100Mpc as well as the clusters of galaxies. It is important to explain how such cosmological large scale structures are formed from the initially very small density fluctuations at the recombination epoch. The time evolution of fluctuations depends on the background universe, which is described by cosmological parameters such as the Hubble constant H_0 , the density parameter Ω_0 , and a cosmological constant Λ . Hence, the observations of the large scale structures as well as the CMB anisotropies give the constraints on the parameters. There are many works on the formation of large scale structures and their observational properties related to cosmological parameters. However, they are mostly concerned with over-densities, such as clusters of galaxies. Their dynamical characteristics act on their appearance in the redshift space. For example, because of the Doppler shift associated with the peculiar velocities of galaxies, the velocity dispersion within a cluster makes its shape elongated toward the observer, and hence it is named “Finger of God” [5]. The Kaiser effect is also caused by peculiar velocities and arises from coherent motions as the galaxies fall inwards towards the cluster center [6]. The Kaiser effect usually leads an apparent flattening of the structure, in accordance with the particular dynamics of the situation.

On the other hand, the under-dense regions such as voids have not been intensively investigated as large scale structures as it has been done for over-dense regions. A few

models of voids have been investigated (see *e.g.* [7], and references therein) in order to interpret observations at high redshift. The hot and cold spots detected in the CMB may be associated with super-clusters and huge voids, which are identified in the Sloan Digital Sky Survey catalog [8]. Subsequently, the integrated Sachs-Wolfe effect [9] due to spherically symmetric super-structures suggested the presence of nonlinear voids or clusters with a radius $100 \sim 200 h^{-1} \text{Mpc}$ [10].¹

Herein, we focus on the under-dense regions that undergo cosmological expansion with the aim to investigate the effect of the cosmological parameters on their dynamics. As a first step of our investigation for such under-dense regions, we discuss the case of a single isolated void embedded in the uniform and isotropic universe, which is the most simple example to understand.

In §.2, we briefly introduce our model with the basic equations for a single void dynamics based on general relativity (GR). Our analysis on the expansion of the void is given in §.3, by which we confirm the previous result based on a covariant formulation of Newtonian dynamics [13]. In §.4, we analyze the shape of a void in the redshift space by which we show that such a distortion effect could be observable, similarly to “Fingers of God” or to the Kaiser effect. Conclusion follows in §.5.

2 Modeling a spherical void in the expanding universe

In this paper, we consider a single isolated void in GR to investigate its dynamics. We propose a model of a spherical void in the universe by using the thin-shell approximation based on the Israel’s formalism [14]. A void in our model is described by an under-dense region filled by a uniform distribution of dust, which is embedded in the Friedmann-Lemaître (FL) universe with a positive cosmological constant $\Lambda \geq 0$. Here we will analyze only the case of an empty void. The extension to the case of a non-empty void is straightforward (see Appendix A). The equations of motion for a void were originally derived by Maeda and Sato [15], and later they were rewritten in a more convenient expression [16] that we will use here.

2.1 Basic Equations

We assume that a void is characterized by a spherical shell S of the radius R embedded in an expanding uniform background universe. It defines the boundary layer between two spatial regions filled by two different isotropic and uniform distributions of dust. For convenience in writing, we use the indices “−” and “+” for the variables related to the inner region and to the outer region, respectively. When no ambiguity is present, we will use the symbol “±” in order to write two equations as a single one. We assume that the corresponding space-times are described by a Friedmann-Lemaître-Robertson-Walker (FLRW) metric

$$ds_{\pm}^2 = -dt_{\pm}^2 + a_{\pm}^2 [d\chi_{\pm}^2 + f_{\pm}^2(\chi_{\pm})d\Omega^2], \quad f_{\pm}(\chi_{\pm}) = \begin{cases} \sin \chi_{\pm} & (k_{\pm} = 1) \\ \chi_{\pm} & (k_{\pm} = 0) \\ \sinh \chi_{\pm} & (k_{\pm} = -1) \end{cases} \quad (2.1)$$

¹One interesting proposal for “dark energy” is an inhomogeneous universe model without any exotic ansatz such as introduction of dark energy or modification of gravity [11, 12]. In this model, we are living near the center of the under-dense region (a huge void). This model is fascinating if it turns out to be able to explain all observational constraints including the CMB anisotropy, although it is against the Copernican world view.

where k_{\pm} are the signs of the scalar curvatures and a_{\pm} the scale factors of the FLRW space-times. Both space-times satisfy the Friedmann equations

$$H_{\pm}^2 + \frac{k_{\pm}}{a_{\pm}^2} = \frac{8\pi G}{3}\rho_{\pm}, \quad \text{with} \quad H_{\pm} = \frac{\dot{a}_{\pm}}{a_{\pm}}, \quad \text{and} \quad \rho_{\pm} = \rho_{\text{vac}} + \rho_{\pm}^{(\text{m})} \quad (2.2)$$

where the dotted variables denote their time derivatives, $\rho_{\pm}^{(\text{m})} \propto a_{\pm}^{-3}$ are the matter densities, and $\rho_{\text{vac}} = \Lambda/(8\pi G)$ accounts for a cosmological constant (viewed as a contribution to gravity in term of energy density). These space-time regions are joined through Σ , the three-dimensional *world volume* of S in the space-time (*i.e.*, the hyper-surface that corresponds to the envelope of S evolving over time), which metric reads

$$ds_{\Sigma}^2 = -d\tau^2 + R^2(\tau)d\Omega^2 \quad (2.3)$$

where τ is the proper time of S . The continuity of the space-time requires the following conditions to hold

$$R = a_+ f_+ \left(\chi_+^{(\Sigma)} \right) = a_- f_- \left(\chi_-^{(\Sigma)} \right) \quad (2.4)$$

$$d\tau^2 = dt_+^2 - a_+^2(t_+) \left(d\chi_+^{(\Sigma)} \right)^2 = dt_-^2 - a_-^2(t_-) \left(d\chi_-^{(\Sigma)} \right)^2 \quad (2.5)$$

These imply the following equations;

$$\frac{dR}{dt_+} = f'_{\pm} \left(\chi_{\pm}^{(\Sigma)} \right) v_{\pm} + H_{\pm} R, \quad v_{\pm} \equiv a_{\pm} \frac{d\chi_{\pm}^{(\Sigma)}}{dt_{\pm}}, \quad f'(\chi_{\pm}) = \sqrt{1 - \frac{k_{\pm} R^2}{a_{\pm}^2}} \quad (2.6)$$

$$\gamma_+(f'_+ v_+ + H_+ R) = \gamma_-(f'_- v_- + H_- R) \quad (2.7)$$

$$\frac{dt_-}{dt_+} = \frac{\gamma_-}{\gamma_+}, \quad \gamma_{\pm} \equiv \frac{1}{\sqrt{1 - v_{\pm}^2}}. \quad (2.8)$$

where v is the peculiar velocity² of S and γ the Lorentz factor. The jump condition on the extrinsic curvature of Σ provides us with the following basic equations;

$$\frac{d(\gamma_+ v_+)}{dt_+} = -\gamma_+ v_+ H_+ + \frac{Gm_S}{2} - \frac{[4\pi R^2 \gamma^2 v^2 \rho^{(\text{m})}]^{\pm}}{m_S} \quad (2.9)$$

$$\gamma_+ \frac{dm_S}{dt_+} = [4\pi R^2 \gamma^2 v \rho^{(\text{m})}]^{\pm} \quad (2.10)$$

$$\gamma_+ [\gamma(f' + vHR)]^{\pm} = -\frac{Gm_S}{R}, \quad (2.11)$$

where $m_S = m_S(t_+)$ is the mass of the shell and the bracket $[\]^{\pm}$ stands for $[\Psi]^{\pm} \equiv \Psi_+ - \Psi_-$ (see [14–16] for details).

The dynamics of the shell S is defined by Eqs. (2.6)-(2.10) with the constraint (2.11). In the case of an empty void ($\rho_-^{(\text{m})} = 0$), we do not have to solve Eqs. (2.7) and (2.8), which give the information for v_- and t_- . We use the constraint (2.11) to give an initial value of m_S as well as to check the precision of the numerical integration schema.

²It stands for the the radial component of the peculiar velocity field, but we use such a shorter terminology thanks to its spherical symmetry.

2.2 Model parameters

Since the outer region characterizes the background universe, the index “+” will be omitted, which enables us to retrieve the notations used in cosmology (*e.g.*, the Hubble parameter of the universe H stands for the expansion rate of the outer region, and so on).

By setting the present value of the scale factor $a_0 = 1$, the redshift of an event which has happened at time t and is observed today ($t = t_0$) is given by $z = 1/a(t) - 1$. The integration of the above differential equations requires initial values for the variables

$$R, \quad v, \quad \mathcal{H}^- = \frac{H^-}{H}, \quad \delta^- \equiv \frac{\rho_-^{(m)}}{\rho^{(m)}} - 1, \quad \Omega \equiv \frac{8\pi G \rho^{(m)}}{3H^2}, \quad \text{and} \quad \lambda \equiv \frac{\Lambda}{3H^2}. \quad (2.12)$$

The first two (the radius of the shell R and its peculiar velocity v) describe the motion of S , the second two (the ratio of two expansion rates \mathcal{H}^- and the density contrast δ^-) give the boundaries conditions between the inner and the outer regions, and the last two (the FL parameters Ω and λ) describe the background cosmological model. Herein, the initial values of the variables v and \mathcal{H}^- are given at redshift $z = z_i$ (*i.e.*, at time $t = t_i$). We choose them as follows :

$$z_i = 100, \quad v_i = 0, \quad \text{and} \quad \mathcal{H}_i^- = 1. \quad (2.13)$$

It turns out that the dependence of the expansion history of S on v_i and \mathcal{H}_i^- is negligible as long as these initial data correspond to a sufficiently early epoch³ (typically, $z_i > 10$). In order to compare the theoretical predictions with observations, the remaining model parameters are settled to the present values at redshift $z = 0$, *i.e.*, R_0 , δ_0^- , Ω_0 and λ_0 , by means of an iterative method⁴.

In addition to the above parameters, we introduce the curvature parameter

$$\kappa = \Omega + \lambda - 1, \quad (2.14)$$

which is used to classify the FL cosmological models. It stands for the dimensionless expression of the scalar curvature of the comoving space, which is identified to an integration constant in the Newtonian dynamics [13].

Because the outer region of a void is described by the cosmological model, in order to analyze the effects of cosmological parameters on the proper dynamics of voids, we have first to study their contributions to the background cosmological dynamics. Although all cosmological parameters intervene to define the dynamics at large scale, it is known that the universe undergoes three phases; matter dominated (if $\Omega \neq 0$), curvature dominated (if $\kappa \neq 0$), and vacuum-energy dominated (if $\lambda \neq 0$) expansion phases, depending on the relative magnitudes of cosmological parameters (*e.g.* see [17]). In the present investigation, we assume $\Lambda > 0$ and hence the Hubble parameter H decreases with time and eventually toward its asymptotic value

$$H_\infty = \lim_{a \rightarrow \infty} H = \sqrt{\frac{\Lambda}{3}}. \quad (2.15)$$

³Similarly as in the linear perturbation theory, once the “decaying mode” becomes negligibly small, the eventual dynamics does not depend on initial conditions.

⁴Namely, the initial values Ω_i and λ_i are adjusted to find the present observed values (*e.g.*, $\Omega_0 = 0.3$ and $\lambda_0 = 0.7$) by solving the Friedmann equation for the outer region. We also solve the Friedmann equation for the inner region, which gives the relation between the variables of the inner region and those of the outer region by assuming the value δ_0^- . Then, we solve the evolution equation for R with time. The initial radius R_i is also adjusted by means of an iterative method to obtain the present size of a void R_0 .

In that case, there are two distinct behaviors which are characterized by the sign of κ (see Eq. (2.14)): Either H decreases monotonically toward H_∞ (if $\kappa \leq 0$) or it reaches first a minimum $H_{\min} < H_\infty$ and it eventually grows toward H_∞ from downward (if $\kappa > 0$). This minimum value is found to be

$$H_{\min} = H_\infty \sqrt{1 - \frac{4\kappa_0^3}{27\lambda_0\Omega_0^2}} < H_\infty \quad (2.16)$$

at $a = \frac{3}{2}\Omega_0\kappa_0^{-1}$, where κ_0 is the present value of the dimensionless curvature constant. Near this minimum, the universe experiences a *loitering period*.

3 Dynamics of voids

With initial conditions given in Eq. (2.13), we suspect that, a spherical void tends to grow because the under-dense inner region expands faster than the outer region.⁵ To describe such a process in the Newtonian dynamics, instead of the peculiar velocity v , we have used the dimensionless quantity $y = \dot{R}/HR$, which enables us to disentangle/define a “proper motion” of the shell S from the background expansion velocity. Here in order to confirm the result in the Newtonian dynamics, we discuss the same variable y in GR, which reads

$$y \equiv \frac{dR/dt}{HR} = 1 + \frac{f'v}{\Omega R}. \quad (3.1)$$

The variable $(y - 1)$ works as the *correction factor* of the peculiar velocity v of the shell S to the Hubble expansion velocity in the outer region.

The proper motion of a void can be found from Eq. (3.1) in the comoving space, which frame is adapted to the investigation of large scale structures since one obtains a genuine interpretation of their dynamics⁶. With this schema in mind, we investigate the dynamics of an empty spherical region in the universe. As for the non-empty case, we shall discuss it in Appendix A.

We analyze the behavior of a spherical empty void embedded in the background universe characterized by $\Omega_0 = 0.3$ and $\lambda_0 \in \{0, 0.7, 1.4\}$, which represents distinct cosmological models. For each one, the evolution of y with time has been calculated for two spherical voids. Their radii at initial time, which we set $z_i = 100$, are chosen to be 10% and to 100% of the initial horizon size; *i.e.*, $R_i = \varpi H_i^{-1}$ with $\varpi \in \{0.1, 1\}$. The results are described in Fig. 1, where the correction factor y is given in terms of the redshift (or the scale factor a). We investigate the effect of Λ on the void dynamics by comparing the $\lambda_0 = 0.7$ case (which will be used as a standard) with the other ones. Our analysis, which reflects the standpoint of the observer since it is based on the measurable quantities, is as follows :

1. The voids always grow faster than Hubble expansion (*i.e.*, $y > 1$) along their evolution. The peculiar velocity starts with a huge burst and decreases asymptotically toward Hubble velocity; the present value is higher than the Hubble flow by about 10%.

⁵In the Newtonian dynamics of an empty spherical region, it is understood by the fact that each point of S is radially accelerated by the attractive force of its closest denser outer region, because of the symmetry of its shape.

⁶Indeed, when the co-existence of the CMB blackbody spectrum with the recession of galaxies is paradoxical with respect to Newtonian mechanics, these observations are reconciled within a description of a thermodynamical equilibrium in GR [18]. The set of points in the space-time from where the CMB can be observed with a black body spectrum at a given temperature T_0 defines the comoving space and provides us with a universal reference frame as long as FL model is in agreement with observations.

2. The smaller the radius gets, the higher the peculiar velocity is. Namely, the void with the largest initial size $R_i = H_i^{-1}$ grows slightly slower, which provides us with the minimal peculiar velocity.
3. While the dependence on λ_0 is not significant in the beginning, its effect eventually appears in the evolution, and the correction factor y increases with λ_0 . With $\lambda_0 = 0.7$, the peculiar velocity reaches the value higher than the Hubble expansion at $z \sim 10$ by about 20%.
4. The redshift z^* when y reaches its maximum $y_{\max} = y(z^*)$ decreases with λ_0 . It corresponds to $z^* \sim 40$ for $\lambda_0 = 0$ and to $z^* \sim 1.7$ for $\lambda_0 = 1.4$. For the intermediate value $\lambda_0 = 0.7$, for which the corresponding curve shows a plateau, Λ gives the maximal contribution to v at $z^* \sim 1.7$, which corresponds to 30% of that of the matter density (when it is compared to the case of $\lambda_0 = 0$).
5. Let us pay attention to the presence of a bump on the curve, which becomes visible for $\lambda_0 > 0.7$ (*i.e.* when $k > 0$). It is caused by the fact that the universe experiences a loitering period of cosmological expansion, while the void then continues its own expansion.
6. The present values y_0 related to $\Omega_0 = 0.3$ but to different values for $\lambda_0 \in \{0, 0.7, 1.4\}$ are very close to each other, while the variation of y with time (or with z) depends undeniably on λ_0 . In other words, the Λ effect, which accounts for a deviation between these curves, is not substantial nowadays.
7. It is remarkable that the present GR approach for the sub-horizon void confirms the previous result found in the Newtonian dynamics [13]. Even for a relativistic spherical void with a horizon size radius $R_i = H_i^{-1}$, the relativistic effect turns out to be weak.

To disentangle a Λ effect on the dynamics of a void is quite a tricky task since all the model parameters intervene in its dynamics. It is a matter of fact that the voids expansion is magnified with λ_0 for a fixed value of Ω_0 . At first glance, such a feature could be understood as a gravitational local effect similar to the one described by the Schwarzschild solution of the Einstein equations with a cosmological constant Λ . Actually, this interpretation is an artifact due to the comparison of the Λ effect between different cosmological models defined by the curvature parameter κ_0 . The Λ effect intervenes on the expansion of the outer region at large scale and not as being part of the own void dynamics. Such a property can be understood from a dimensional analysis of the Einstein equations, which shows that the presence of Λ in the gravitational field is felt only at great (cosmological) distances [19]. As a result, the excess of the peculiar velocity v of an empty void with respect to the Hubble expansion velocity depends mainly on Ω_0 [16], which is related to the density of the outer region. Such a behavior is similar in the case of an under-dense region but weighted by the density contrast δ_0^- . With respect to the observer's standpoint, the dependence on λ_0 , which intervenes on the Hubble expansion, remains extremely weak at high redshift $z > 20$ and low redshift $z \sim 0$, but it appears prominent at redshift $z \sim 1.7$. At this redshift, the peculiar velocity v for $\lambda_0 = 0.7$ (*i.e.*, $\kappa_0 = 0$) is magnified by up to 50% compared with the case of $\lambda_0 = 0$ (*i.e.*, $\kappa_0 = -0.7$) (see Fig 1). Such features characterize λ_0 through the behavior of the cosmological expansion H . If $\Lambda \geq 0$ then H decreases with time and will reach its asymptotic value H_∞ . There may be a loitering period during which a spherical void can

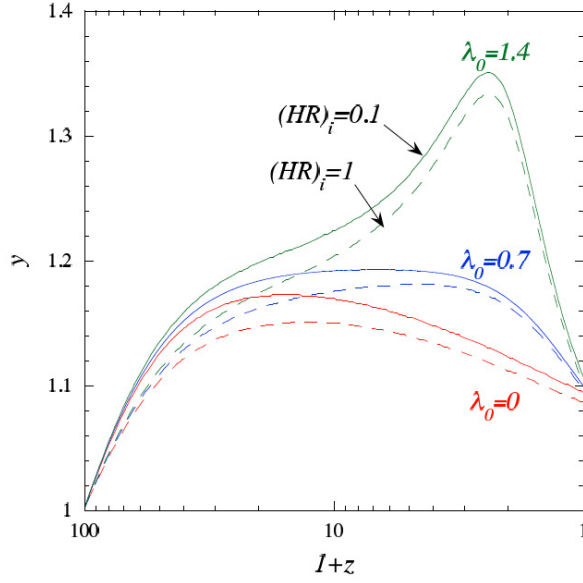


Figure 1. The *correction factor* to the Hubble flow — For two voids with initial radii $R_i = 0.1H_i^{-1}$ (solid line) and H_i^{-1} (dashed line), the correction factor y is depicted in terms of the redshift of the background universe z by assuming three cosmological models defined by $\Omega_0 = 0.3$ and $\lambda_0 \in \{0, 0.7, 1.4\}$.

grow much faster compared to the cosmological expansion. It clearly appears as a bump in the curve for $\lambda_0 = 1.4$ in Fig 1. Such a feature could be used to evaluate the value of λ_0 by a statistical analysis of cosmological parameters from observational data [13]. Here we will show one simple example, by which the peculiar velocity of a void shell creates an observable deformation of a void shape in the redshift space.

4 Redshift of a void

To analyze the large scale structures in the universe, one makes use of the *redshift-space*. It is identified to the direct product of the observer celestial sphere and the redshift of sources z . However, the images of structures are deformed because the redshift, although it is used as *distance indicator*, does not provides us with an exact value of the distance. As a result, the image of a spherical void located at cosmic distance does not appear spherical in the redshift space⁷. The shape of a void reflects its dynamical characteristics. Namely, the redshift of photons emitted from galaxies at the edge of the void (the shell S) takes into account its own expansion as well as the evolutionary history of the universe.⁸

Hereafter, we restrict our analysis to a spatially flat spaces of the FLRW world model, which is characterized by a single parameter $\Omega_0 = 1 - \lambda_0$, in addition to the Hubble constant

⁷The redshift space is often used by observers because it is one of the simplest ways to construct the large scale structure at cosmological distance scale from observational data.

⁸A sphere which expands in the comoving space with the cosmological expansion (but not a static one) provides us with a deformed image in the redshift space because of the evolutionary effect of the universe. As we shall see later, the peculiar velocity of a void shell enhances this tendency and its deformed shape includes the information about cosmological parameters.

H_0 . In Sec. 4.1, the shape of a void in the redshift-space is modeled. We focus to an empty void ($\rho_-^{(m)} = 0$), in which the deformation reaches its maximal magnitude (see Appendix B). A qualitative analysis is performed by numerical calculations in Sec. 4.3.

4.1 Redshift by proper motion of a shell

The void appears as the intersection of the observer's past light cone with the world volume Σ of the void shell S . We shall visualize such an image of the intersection by means of the redshift of the source on S and its angular position on the celestial sphere. With the Euclidian spatial coordinates, the FLRW metric reads

$$ds^2 = -dt^2 + a^2(t)(dx^2 + dy^2 + dz^2). \quad (4.1)$$

From the symmetry, without loss of generality, it is enough to analyze the light rays propa-

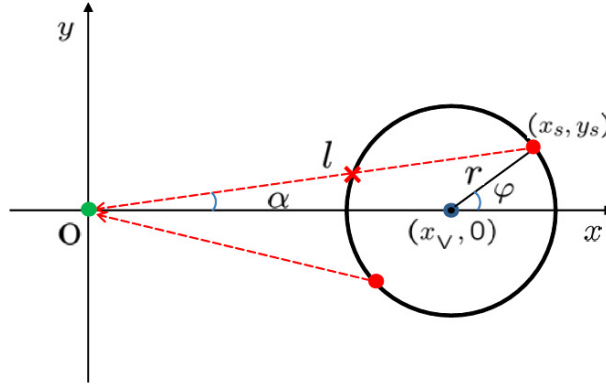


Figure 2. The light rays from a void shell to the observer. — The observer O is located at the origin $(0,0)$, the x -axis stands for the line of sight toward the void center $(x_v, 0)$. Its boundary layer (the shell S) is represented by the circle of comoving radius $r = r(t)$. The light ray emitted from a point (x_s, y_s) located on the backside of S with respect to the observer at comoving distance l , propagates inside the void before crossing S at a point \times , and then reaches the observer O ; φ and α are the viewing angles of the light source with respect to the x -axis from the observer O and from the center of S , respectively. The light ray from the foreside point (x'_s, y'_s) propagates directly toward the observer O .

gating on a two-dimensional plane, which we choose the xy -plane (see Fig. 2). The observer O is located at the origin of the coordinates system and the center of the void shell lies at $x = x_v$ on the x -axis. The comoving radius of the void is given by $r(t) = f(\chi^{(\Sigma)}(t))$, the peculiar expansion velocity is $v = adr/dt$, and the Lorentz factor is $\gamma = 1/\sqrt{1-v^2}$. A point $X_s S$ on S is described by its spatial (comoving) coordinates as $X_s \equiv (x_s, y_s, 0)$, where

$$x_s = x_v + r \cos \varphi, \quad y_s = r \sin \varphi, \quad (4.2)$$

and the 4-velocity of S at X_s reads

$$u_s^\mu = \left(\gamma, \frac{\gamma v}{a} \cos \varphi, \frac{\gamma v}{a} \sin \varphi, 0 \right). \quad (4.3)$$

The 4-momentum of a light ray reads

$$k^\mu = E \left(1, -\frac{\cos \alpha}{a}, -\frac{\sin \alpha}{a}, 0 \right). \quad (4.4)$$

where E is the photon energy and α is the angle between the light ray and the x -axis (see Fig. 2). The 4-velocity of the observer reads $u_o^\mu = (1, 0, 0, 0)$. The redshift of a photon emitted from X_s and received by the observer is then given by

$$1 + z_s = \frac{(u^\mu k_\mu)_s}{(u^\nu k_\nu)_o} = \frac{E_s}{E_o} \gamma [1 + v \cos(\varphi - \alpha)] \quad (4.5)$$

As we shall see later, the geometrical effects inside the void are negligible. Hence, instead of solving the geodesic equation to calculate E_s/E_o , we use the (homogeneous) approximation

$$\frac{E_s}{E_o} = \frac{E_s}{E_o} \Big|_{FLRW} := \frac{a_o}{a_s} = 1 + z, \quad (4.6)$$

where z stands for the (cosmological) redshift when the photon is emitted. This is free from the Doppler effect due to the shell expansion. Eq. (4.5) transforms

$$1 + z_s = (1 + z) \gamma [1 + v \cos(\varphi - \alpha)] \quad (4.7)$$

The comoving coordinates of the emission event read

$$x_s = l(z) \cos \alpha, \quad y_s = l(z) \sin \alpha, \quad l(z) = \int_0^z \frac{dz}{a_0 H(z)} \quad (4.8)$$

where $l(z)$ is the comoving distance from the observer to X_s . Hence, for a given α , from Eqs. (4.2) and (4.8), we find the redshift z when the photon is emitted and two intersecting points (two values of φ that correspond to points located in the foreside and in the backside of S with respect to the observer). Since v is derived from the dynamics equations, we obtain z_s in terms of α , which relation provides us with the shape of a void in the redshift space. Its numerical procedure is summarized as follows:

- (i) Solve our basic equation for the void dynamics to find $r = r(z)$ and $v = v(z)$.
- (ii) For a given angles α , find the intersecting points (φ) of the light path with the shell and the time z when the photon is emitted.
- (iii) Calculate the redshift z_s of the void shell for each angle α .
- (iv) Draw the shape, i.e. $(z_x, z_y) = (z_s(\alpha) \cos \alpha, z_s(\alpha) \sin \alpha)$.

The order of magnitude of the contribution to redshift z_s from the peculiar velocity v is estimated by the related Doppler shift as⁹

$$\Delta z_s|_{\text{Doppler}} \approx v \cos(\varphi - \alpha) \approx 0.1 H R \cos(\varphi - \alpha), \quad \text{for } \Omega = 0.3. \quad (4.9)$$

⁹It must be emphasized that the interpretation of the redshift z due to the Friedmann expansion as the Doppler shift is quite tricky without a model which enables us to disentangle the Doppler effect by the motion of an object from the gravitational redshift.

4.2 Other effects on the redshift of a void

In the previous subsection, we have evaluated the redshift of a void just due to the Doppler effect by the proper motion of the shell. However, there are two other effects which contribute to the redshift. Those are the following two effects caused by density inhomogeneities.

- The Sachs-Wolfe effect. — The Sachs-Wolfe effect vanishes [20] because there is no potential difference between the shell S and the background universe under the thin-shell approximation. The non-vanishing redshift is found for the integrated Sachs-Wolfe (ISW) effect [21], which is evaluated by

$$\Delta z_s|_{\text{ISW}} \sim (HR)^3 \quad (4.10)$$

- A gravitational lens effect. — For the light ray from the backside of a void, the light is bended at some point on the foreside shell (the mark ‘ \times ’ in Fig. 2). The scattering angle at the shell (see Appendix B) is approximately given by

$$\Delta\alpha \approx 0.25HR \sin(\varphi - \alpha), \quad \text{for } \Omega_0 = 0.3 \quad (4.11)$$

Note that $\Delta\alpha = 0$ for a photon which goes through the center ($\varphi = \alpha = 0$) of the void or for one which comes from the edge ($\varphi - \alpha = \pi/2$). Hence the ratio of the maximum radius to the minimum one is not modified, although this light bending may slightly change the shape of a void in the redshift space.

In the present thin shell void model, the only relevant quantity is related to the change of the optical path length inside the void caused by a deflection, which is $\sim R(\Delta\alpha)^2$. Hence, the redshift due to the gravitational lens effect reads

$$\Delta z_s|_{\text{GL}} \approx \frac{R(\Delta\alpha)^2}{ax_V} \approx 0.06 \frac{r}{x_V} (HR)^2 \sin(\varphi - \alpha), \quad \text{for } \Omega_0 = 0.3 \quad (4.12)$$

As a result, the contribution to redshift of these inhomogeneity effects turned out to be negligible compared to that of the Doppler effect given in Eq. (4.9) for voids with sub-horizon sizes.

4.3 Numerical results

For the analysis of a spherical void in the redshift space, we compare the image of its shell S with the one of a comoving sphere of constant comoving radius r , which we use as a reference shape. In the following figures, the image of S is represented by the intersection of Σ in the redshift space with the light cone of the observer. The event in the redshift space is described by the coordinates $(z \cos \alpha, z \sin \alpha)$ in the two-dimensional xy plane. As we shall see from our numerical results, the image of S (red dots) looks roughly like an ellipse whose center is located at the redshift z_V . Its major axis (of length $2\Delta z_{\parallel}$) coincides with the line of sight of the observer, and the minor axis (of length $2\Delta z_{\perp}$) is free from the elongation. As a result, the shape of a void in the redshift space is elongated in the direction of the line of sight.¹⁰ A parameter to quantify such an effect is the *deformation ratio*¹¹

$$\mathcal{R} = \frac{\Delta z_{\parallel}}{\Delta z_{\perp}}. \quad (4.13)$$

¹⁰It is the opposite deformation of Kaiser effect, since the peculiar velocities are oriented outward.

¹¹In the present case, it is given by the ratio of the semi-major axis to the semi-minor axis of the approximate ellipse since $\Delta z_{\parallel} > \Delta z_{\perp}$. It is more appropriated than the eccentricity for measuring the elongation of the image because it shows whether S is expanding ($\mathcal{R} > 1$) or contracting ($\mathcal{R} < 1$).

The shape of the reference void is also an ellipse (black dots), which is due to the evolutionary effect of the background universe. It shares the minor axis with the image of S because there is no redshift due to the Doppler effect in that direction, and shows a smaller deformation ratio (*i.e.*, it is less elongated). The comparison between these images provides us with an estimate on the magnitude of the peculiar velocity of the void shell (relatively to the Hubble flow).

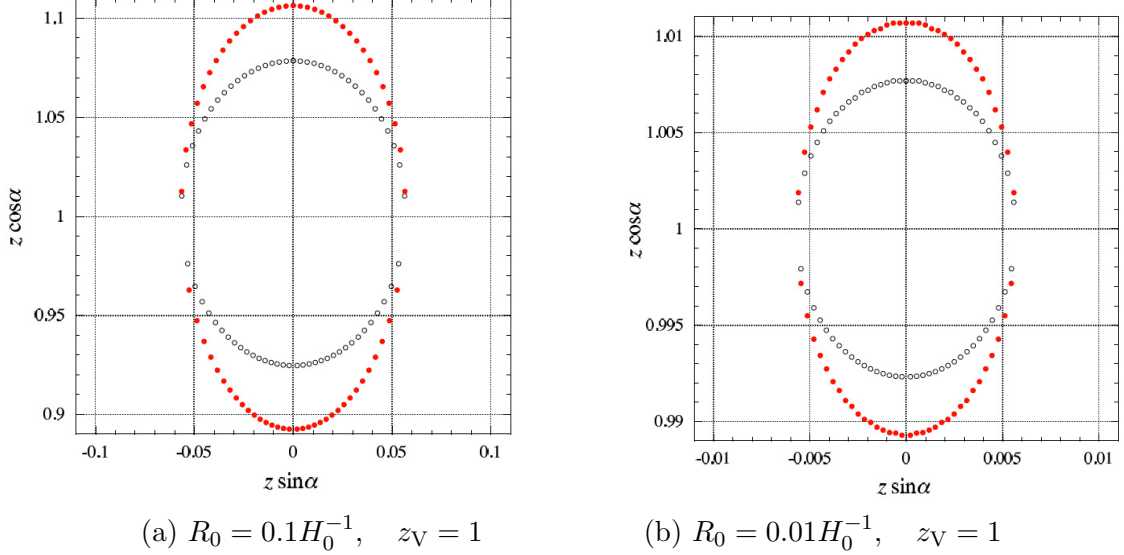


Figure 3. Empty spherical voids in the redshift space. — The images (red dots) of their boundary layers (*i.e.*, the void shell S) are depicted for the case of $\Omega_0 = 0.3$ and $\lambda_0 = 0.7$. The present values of their radii are (a) $R_0 = 0.1 H_0^{-1}$ and (b) $R_0 = 0.01 H_0^{-1}$. The observed radii at $z_V = 1$ are : (a) $R_V = 0.0437 H_0^{-1}$ and (b) $R_V = 0.00437 H_0^{-1}$. The images of the standard static spheres (small black dots) are also displayed.

In addition to the above main results, we analyze the void shapes with respect to the following observational viewpoints :

(1) Dependence of properties of voids

- **Size** — For the case of $\Omega_0 = 0.3$, we have analyzed the images of voids located at $z_V = 1$ with two different present radii $R_0 \in \{0.1 H_0^{-1}, 0.01 H_0^{-1}\}$,¹² which are depicted in Fig. 3. The image of the void with the present size of $R_0 = 0.1 H_0^{-1}$ shows a small fore-back asymmetry (see Fig. 3(a)). Such a feature can be interpreted as an *evolutionary effect* due to the photons emitted at different times from points of the expanding shell S . It does not substantially affect the shape. It is not visible on the image of the void with a smaller radius $R_0 \sim 0.01 H_0^{-1}$, for which it is expected to be weaker because the time difference is small (see Fig. 3(b)). Note that these shapes are similar while the radii of corresponding voids differ by one order of magnitude. Therefore, the deformation ratio \mathcal{R} turns out to be (almost) independent of the size of a void, for which the elongation

¹² The observed void size is

$$R_V(z_V) \equiv a_0 r(z_V) = R_0 \times \frac{r(z_V)}{r(0)} < R_0, \quad (4.14)$$

because the photons were emitted at $z = z_V$ (the past).

in the redshift space is proportional to $\Delta z_s \sim v \sim 0.1HR$. Such an interesting feature should be taken into account in the observation of voids.

- Distance — For $\Omega_0 = 0.3$, the images of voids with the resnet radius $R_0 = 0.1H_0^{-1}$ but

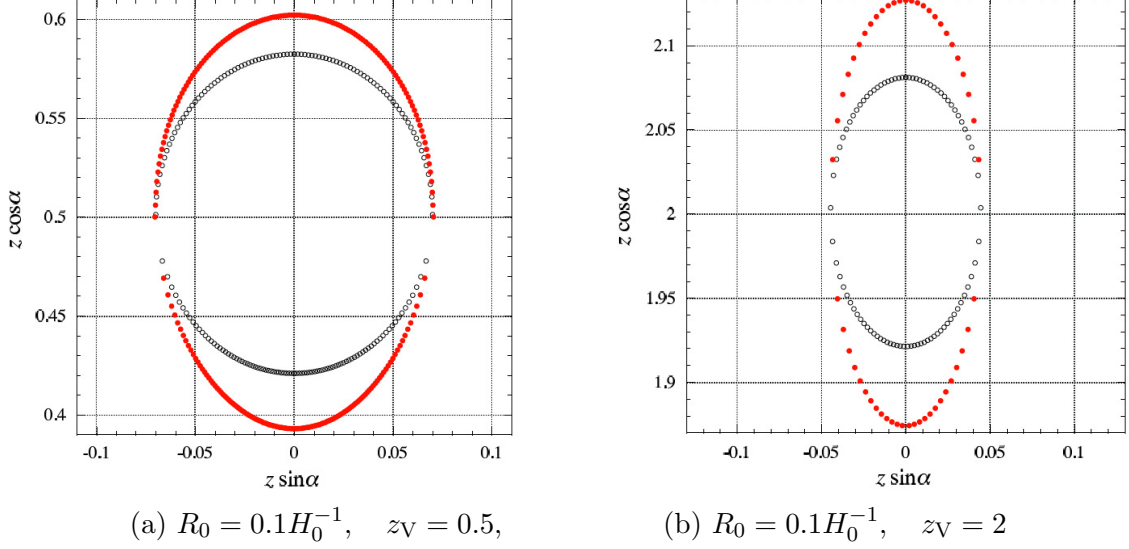


Figure 4. The images of empty spherical voids with the radius $R_0 = 0.1H_0^{-1}$ in the redshift space located at two different redshifts (a) $z_V = 0.5$ and (b) $z_V = 2$. The observed radii of voids are (a) $R_V = 0.0616H_0^{-1}$ and (b) $R_V = 0.0269H_0^{-1}$, respectively. The small black dots represent the images of the standard static spheres

located at two different redshift $z_V \in \{0.5, 2\}$ are depicted in Fig. 4. We find that the deformation ratio \mathcal{R} increases with redshift. Such an effect is clearly seen in Fig. 5 (a), in which four images of voids with $R_0 = 0.1H_0^{-1}$ at redshift $z_V \in \{0.5, 1, 1.5, 2\}$ are displayed. The reason why this elongation of the shape with the redshift (distance) z_V increases is twofold, i.e., in the redshift space, Δz_\perp gets smaller because it corresponds to the observed size $R_V(z_V)$, while Δz_\parallel increases with the peculiar velocity of the void shell (see footnote 11).

(2) Dependence of the background cosmological models

- Matter density — Four images of voids with $R_0 = 0.1H_0^{-1}$ located at redshift $z_V \in \{0.5, 1, 1.5, 2\}$ are displayed in Fig. 5 for two different values of $\Omega_0 \in \{0.3, 1\}$. By comparing these images in Fig. 5 (a,b), it is clear that the deformation ratio \mathcal{R} increases with Ω_0 for all redshift. Let us remind that the background matter density, which characterizes the void as well as the outer space where it is embedded, is represented through the cosmological parameter Ω_0 .
- Deformation ratio — The property of the deformation ratio \mathcal{R} of being independent on the void size motivates us to analyze this parameter with more care. In Fig. 6(a), we confirm that Δz_\perp is a monotonically decreasing function of z_V . On the other hand, Δz_\parallel increases for $\Omega_0 = 1$ while it first decreases toward a minimum and eventually increases in the case of $\Omega_0 = 0.3$. The deformation ratio \mathcal{R} is an monotonically increasing function

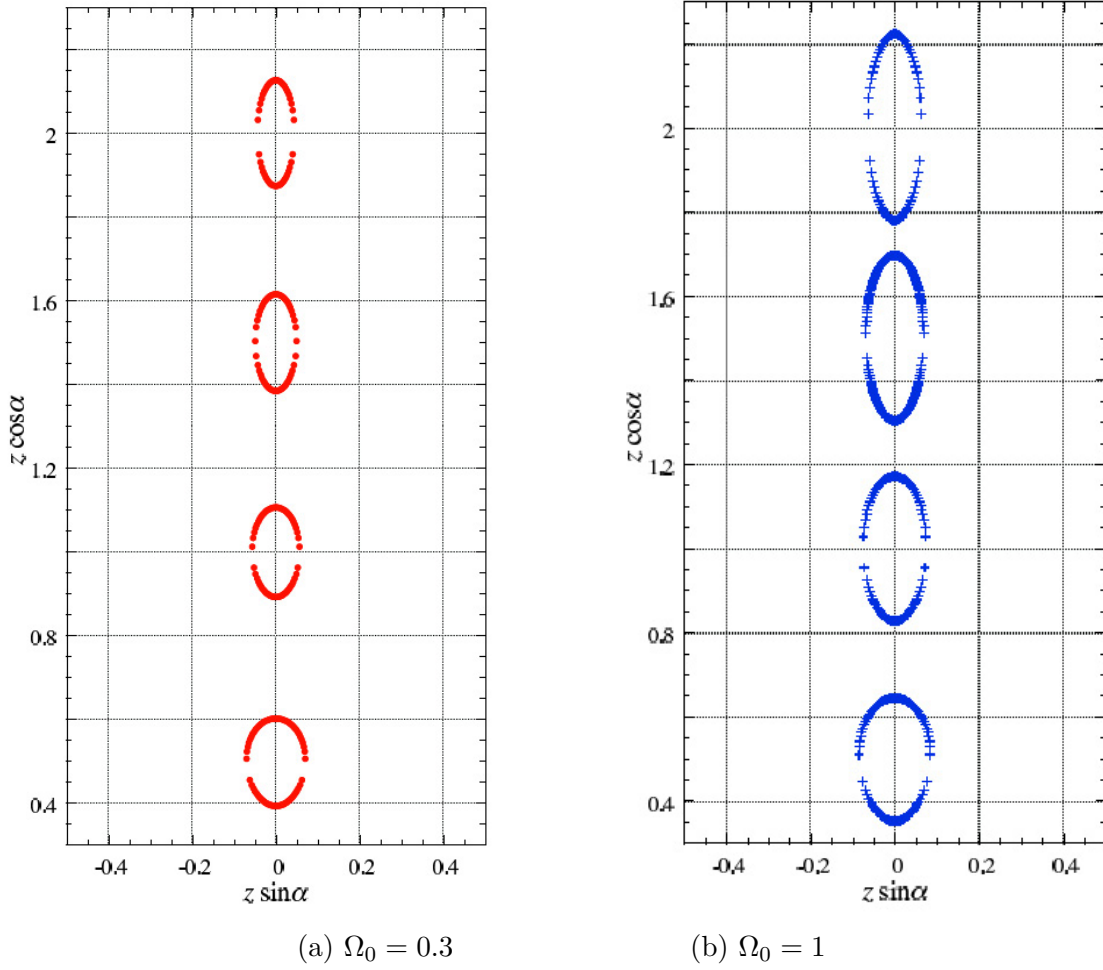
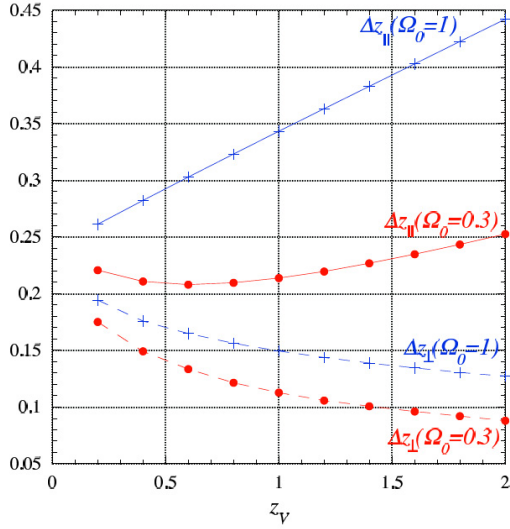


Figure 5. The images in the redshift space of an empty spherical void with present radius $R_0 = 0.1H_0^{-1}$ at redshift $z_V \in \{0.5, 1, 1.5, 2\}$ for (a) $\Omega_0 = 0.3$ and (b) $\Omega_0 = 1$.

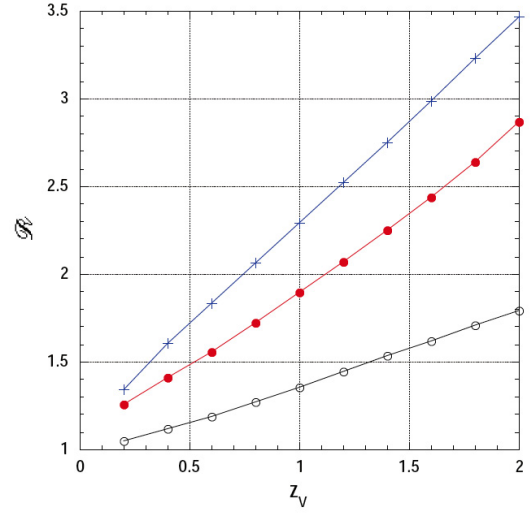
of z_V because Ω , and hence the peculiar velocity of the void shell ($v \sim 0.2HR$), increases with z_V . This tendency is enhanced as Ω_0 increases (see Fig. 6 (b)). Since we focus on a flat universe model ($\kappa = 0$), any information for Ω provides us with an estimate of a cosmological constant.

5 Conclusion and Remarks

With the aim to understand the dynamics of voids in the universe and the effect of a cosmological constant Λ on it, we analyze a relativistic model of a spherical under-dense region in a FL universe. The inner and the outer regions are described by space-times with uniformly distributed dust. We study the effects of cosmological parameters on the dynamics of voids, focusing on the case of an empty void. We have calculated the peculiar velocity of a void shell, with which the shell moves in the comoving space because the lower density region expands faster than the outside Hubble flow. We show that the dynamics depends mainly on the density parameter Ω_0 . Our analysis confirms the previous result obtained in



(a) Δz_{\perp} and Δz_{\parallel}



(b) The deformation ratio \mathcal{R}

Figure 6. (a) The semi-major axis Δz_{\parallel} and the semi-minor axis Δz_{\perp} in terms of the distance z_V . We find that Δz_{\perp} always decreases as z_V increases because the observed void size gets small. On the other hand, Δz_{\parallel} increases as z_V increases due to the Doppler effect except for nearby voids for $\Omega_0 = 0.3$. (b) The deformation ratio \mathcal{R} of the shape of a void in the red shift space, which is defined by $\mathcal{R} = \Delta z_{\parallel} / \Delta z_{\perp}$, where Δz_{\parallel} and Δz_{\perp} are the semi-major axis and semi-minor axis radii of the void shape in the redshift space, respectively. The ratio \mathcal{R} increases as the distance z_V increases. We also find the ratio \mathcal{R} highly depends on the background cosmological model, which may give us some information on the cosmological constant.

the Newtonian dynamics, namely, the relativistic effects are rather weak. The shape of voids in the redshift space has also been investigated in the case of a spatially flat cosmological model. It is characterized mainly by the void kinematics, i.e., the Doppler shift due to the proper motion of a void shell. The other effects on the shape, such as the ISW effect and the gravitational lens effect, turn out to be rather small for a void with a sub-horizon size. The void in the redshift space appears as an ellipse shape elongated in the direction of the line of sight (opposite to a deformation by the Kaiser effect), although a small modification from the ellipse shape by an evolutionary effect may become perceptible with increasing the size.

Since the void dynamics depends on a background cosmological model, such observational data could be used to improve statistics of cosmological parameters, especially that of a cosmological constant by means of the structures at redshift $z \approx 2$. It is, however, clear that our model of a single spherical void is too simple and it must be improved in order to account for shape irregularities due to interactions of galaxies on the edges of voids. In order to perform such improvements, one may need numerical approach. Since the dynamics of such a void-network is much more complex than that of a single isolated void, N -body simulation would be required. In the conventional N -body simulation, we usually assume that the space-time is described by a uniform and isotropic universe. The expansion velocity of the background universe is uniform and it depends on the mean density of matter fluid but does not on the local density. Such an approach is justified if the density perturbations are small. However, if the perturbations are non-linear, i.e., if the density contrast is very large just as in the late stage of structure formation, we may have to worry about the position

dependent background expansion just as our present void model. In fact, according to our model, which describes the dynamics of a spherical under-dense region in a FL universe, such an under-dense region expands faster than the background Hubble flow, i.e., the space-time region with under-dense matter distribution expands faster than the over-dense region. This fact will change the dynamics of structures just as our simple case. Hence, with the aim to understand the mechanism of the large scale structure formation, we have to improve the Newtonian N -body simulation. For this purpose, the Newton-Friedmann model [13], which is based on the covariant formulation of Euler-Poisson equations [22], appears to be more adapted for being implemented in the numerical codes, although we may need further study in its practical formulation.

It is interesting to note that such an investigation can be extended to test other gravity theories [23] or approaches for dark energy. It is widely discussed as an alternative interpretation of the observed acceleration of the cosmological expansion [1–4], although a cosmological constant remains the most appropriated explanation according to Occam’s razor.

Acknowledgements:

We thank H.H. Fliche for valuable comments and discussions. KM would acknowledge hospitality of Centre de Physique Théorique (CNRS) and The Université de Provence, during his stay in 2009 and 2010. This work was partially supported by the Grant-in-Aids for Scientific Research Fund of the JSPS (No.22540291) and for Scientific Research on Innovative Areas No. 22111502, and by the Waseda University Grants for Special Research Projects.

A Spherical under-dense void

In this appendix, we extend our analysis of the void dynamics to the case of non-empty void. We assume that the inner region of a void is filled by a uniform distribution of dust with a density $\rho_-^{(m)} (< \rho^{(m)})$. The density contrast is characterized by $\delta^- = \rho_-^{(m)}/\rho^{(m)} - 1$ ($-1 < \delta^- < 0$). We restrict our analysis to the case of a flat background universe ($\kappa = 0$). With appropriate initial values for the model parameters, we have integrated the evolution equations for an under-dense void, which variables are (y, Ω, δ^-) , until the redshift z_0 . If $z_0 = 0$, the calculation gives the present values. It turns out, however, that the relation between our variables (y, Ω, δ^-) does not depend on z_0 as well as the initial time z_i as long as the “decaying mode” becomes negligibly small during the evolution.

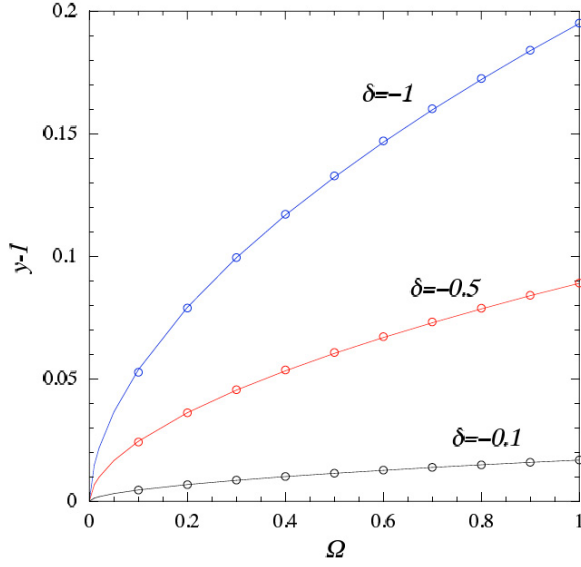
The relation found by the numerical calculation is shown by circles in Fig. 7. We can find a fitting formula for the relation as

$$y - 1 = \frac{v}{HR} = \frac{\Omega^{0.56}}{6} (|\delta^-| + 0.1|\delta^-|^2 + 0.07|\delta^-|^3), \quad \text{for } \Omega + \lambda = 1 \quad (\text{A.1})$$

which is shown by the solid curved in Fig. 7. It approximates our numerical results very well. The difference between the numerical results and the formula (A.1) is less than one percent.

The expansion of an under-dense region differs from that of an empty void ($\delta^- = -1$), although the dynamics is similar to that of an empty void. As we see from Fig. 7, for a given Ω , the higher the inner density is (i.e., $\delta^- \rightarrow 0$), the smaller the peculiar velocity of the void shell (i.e., $(y - 1)$) is. This is because the space with under-dense matter expands faster than that with over-dense matter.

As we have seen in Fig. 1, the peculiar velocity increases monotonically as Ω increases. The similar feature is seen for non-empty void (see Fig. 7). In fact the curves in Fig. 7 are



Velocity y versus Ω and δ^- .

Figure 7. The velocity y of a non-empty void. — We assume $\Omega + \lambda = 1$ and $\delta^- \in \{0.1, -0.5, -0.1\}$. The circles and the continuous lines correspond respectively to our numerical results and to the fitting formula given in Eq. (3.2).

found by extrapolating the curve in Fig. 1 with (reasonable) continuous transformations up to the constant function $y = 1$ for $\delta^- = 0$. As the result, we find that the correction factor y depends strongly on δ^- as well as on Ω .

B Deflection of the backside light ray at the boundary shell

In this appendix, we derive the deflection angle for a light ray that is emitted from a point located on the backside of a void with respect to the observer. As described in Fig. 2, it propagates inside the void, crosses the boundary shell S at a point denoted \times , and then reaches the observer O . For convenience, we perform the coordinate transformations of the 4-momentum k^μ in the vicinity of the shell four times as follows :

1. We translate Eq. (4.4) from Cartesian coordinates (4.1) to spherical ones (2.1), i.e.,

$$k^t = E, \quad k^\chi = -\frac{E}{a} \cos(\varphi - \alpha), \quad k^\varphi = \frac{E}{af} \sin(\varphi - \alpha), \quad k^\theta = 0, \quad (\text{B.1})$$

2. We adopt a Gaussian normal coordinate system $(\tau, n, \theta, \varphi)$ which covers both the outer and the inner parts of S . n is the spatial coordinate normal to the hypersurface of the shell Σ , which corresponds to $n = 0$, and the 3-metric of Σ is given by Eq. (2.3). The coordinates transformation of k^μ at $n = 0$ from the outer FLRW frame to the Gaussian normal frame gives

$$k^\tau = E\gamma[1 + v \cos(\varphi - \alpha)], \quad k^n = -E\gamma[v + \cos(\varphi - \alpha)], \quad k^\varphi = -\frac{E}{R} \sin(\varphi - \alpha), \quad k^\theta = 0, \quad (\text{B.2})$$

where we have used the relation (see [23]),

$$\frac{\partial t}{\partial \tau} = \gamma, \quad \frac{\partial r}{\partial \tau} = \frac{\gamma v}{a}, \quad \frac{\partial t}{\partial n} = \gamma v, \quad \frac{\partial r}{\partial n} = \frac{\gamma}{a}. \quad (\text{B.3})$$

3. The transformation of k^μ from the Gaussian normal frame to the inner FLRW frame gives

$$\begin{aligned} k^{t-} &= E\gamma_+\gamma_-[1 + (v_+ - v_-)\cos(\varphi - \alpha) - v_+v_-], \\ k^{x-} &= \frac{E\gamma_+\gamma_-}{a_-}[-\cos(\varphi - \alpha) - v_+ + v_- + v_+v_- \cos(\varphi - \alpha)], \\ k^\varphi &= \frac{E}{a_-f_-} \sin(\varphi - \alpha), \quad k^\theta = 0. \end{aligned} \quad (\text{B.4})$$

This gives the boundary conditions for null geodesic equations in the inner region.

In general, a local scattering angle is not well defined when the spatial curvatures of the outer and the inner parts are different. However, in the case of an empty void ($\rho_-^{(m)} = 0$), the inner region is described by a de Sitter space-time and the spatial curvature is negligible. Hence, for this case, we can introduce another Cartesian coordinates system

$$ds^2 = -dt_-^2 + a_-^2(t_-)(dx_-^2 + dy_-^2 + dz_-^2), \quad (\text{B.5})$$

and perform a coordinates transformation of k^μ from the spherical coordinates to the Cartesian coordinates as

$$\begin{aligned} k^{x-} &= \frac{E}{a_-}[-\cos \alpha + (v_- - v_+)\cos \varphi] + O(v_\pm^2) \\ k^{y-} &= \frac{E}{a_-}[-\sin \alpha + (v_- - v_+)\sin \varphi] + O(v_\pm^2). \end{aligned} \quad (\text{B.6})$$

Finally we obtain the direction angle and the scattering angle as follows

$$\begin{aligned} \tan \alpha_- &\equiv \frac{k^{y-}}{k^{x-}} = \tan \alpha + (v_+ - v_-)\frac{\sin(\varphi - \alpha)}{\cos^2 \alpha} + O(v_\pm^2) \\ \Delta \alpha &\equiv \alpha_- - \alpha = (v_+ - v_-)\sin(\varphi - \alpha) + O(v_\pm^2). \end{aligned} \quad (\text{B.7})$$

According to our numerical analysis, we find as follows:

- If $\Omega_0 = 1$, then $v_+ \approx 0.2HR$ and $v_- \approx -0.3HR$.
- If $\Omega_0 = 0.3$, then $v_+ \approx 0.1HR$ and $v_- \approx -0.15HR$.

Hence, we obtain the upper bound of the scattering angle, which is given in Eq. (4.11).

References

- [1] S. Perlmutter et al., *Astrophys. J.* **517** (1999) 565. A. G. Riess et al., *Astron. J.* **116** (1998) 1009; *Astron. J.* **117** (1999) 707.
- [2] D. N. Spergel et al. [WMAP Collaboration], arXiv:astro-ph/0603449; D. N. Spergel et al., *Astrophys. J. Suppl.* **148** (2003) 175.

- [3] M. Tegmark et al. [SDSS Collaboration], Phys. Rev. D **69**, 103501 (2004); U. Seljak et al., Phys. Rev. D **71**, 103515 (2005).
- [4] N.N. Weinberg, M. Kamionkowski, Mon. Not. Roy. Astron. Soc. **341** (2003) 251; A. R. Cooray and D. Huterer, Astrophys. J. **513** (1999) 95; N. Sarbu, D. Rusin and C. P. Ma, Astrophys. J. **561** (2001) 147; K. H. Chae et al., Phys. Rev. Lett. **89** (2002) 151301; E. V. Linder, Phys. Rev. **D70** (2004) 043534; D. Jain, J. S. Alcaniz and A. Dev, arXiv:astro-ph/ 0409431; W. Hu and B. Jain, Phys. Rev. **D70** (2004) 043009; M. Takada and B. Jain, Mon. Not. Roy. Astron. Soc. **348** (2004) 897; B. Jain and A. Taylor, Phys. Rev. Lett. **91** (2003) 141302.
- [5] R.P. Kirshner, A. Oemler, P.L. Schechter, S.A. Shectman, *Astrophys. J.*, **248** (1981) L57; M. Davis, P.J.E. Peebles, *Astrophys. J.*, **267** (1983) 465; A.J. Bean, R.S. Ellis, T. Shanks, G. Efstathiou, B.A. Peterson, *Mon. Not. R. astr. Soc.*, **205** (1983) 605.
- [6] N. Kaiser, *Mon. Not. R. astr. Soc.*, **227** (1987) 1.
- [7] O.D. Miranda, E. Opher, Mon. Not. Roy. Astron. Soc. **283**, 912 (1996)
- [8] B. R. Granett, M. C. Neyrinck and I. Szapudi, *Astrophys. J.* **683** (2008) L99.
- [9] R. K. Sachs, A. M. Wolfe, Astrophysical J., vol. **147** (1967) 73; M. J. Rees, D. W. Sciama, Nature, **217** , 5128 (1968) 511.
- [10] K. T. Inoue, N. Sakai, K. Tomita, *Astrophys. J.* **724** (2010) 12.
- [11] K. Tomita, Astrophys. J. 529, 26 (2000); Prog. Theor. Phys **106** (2001) 929; Mon. Not. Roy. Astron. Soc. 326, 287 (2001).
- [12] H. Alnes, M. Amarzguioni, O. Gron, Phys. Rev. **D73** (2006) 083519; H. Alnes, M. Amarzguioni, Phys. Rev. **D74** (2006) 103520; Phys. Rev. **D75** (2007) 023506; T. Biswas, R. Mansouri, A. Notari, JCAP **0712** (2007) 017; A. de Oliveira-Costa, M. Tegmark, M. Zaldarriaga, A. Hamilton, Phys. Rev. **D69** (2004) 063516; D.J. Schwarz, G.D. Starkman, C.J. Copi, Phys. Rev. Lett. **93** (2004) 221301; N. Brauzakis, N. Tetradis, E. Tzavara, JCAP **0792** (2007) 013; T. Biswas, A. Notari, JCAP **0806** (2008) 021.
- [13] H.H. Fliche and R. Triay, JCAP**11**(2010)022 ; R. Triay and H.H. Fliche, *11th Marcel Grossmann Meeting on Recent Developments in Theoretical and Experimental General Relativity, Gravitation, and Relativistic Field Theories* (Berlin, 2006) 1743; R. Triay and H.H. Fliche, *AIP Conf. Proc.* **910** (2007) 346; R. Triay and H.H. Fliche, *Prog. Theor. Phys. Suppl.* **172** (2008) 40.
- [14] W. Israel, *Nuovo Cim.* **44B** (1966) 1.
- [15] K. Maeda and H. Sato, *Prog. Theor. Phys.* **70** (1983) 772; 1273.
- [16] N. Sakai, K. Maeda and H. Sato, *Prog. Theor. Phys.* **89** (1993) 1193.
- [17] R. Triay, *Gravit. & Cosm.* **3** (1997) 9, 54
- [18] J.M. Souriau, in *Géométrie symplectique et physique mathématique*. Coll.Int. CNRS **237**, 59 (1974).
- [19] R. Triay, *Int. Journ. Mod. Phys.* **D14**,10,1667 (2005)
- [20] N. Sakai, N. Sugiyama and J. Yokoyama, *Astrophys. J.* **510** (1999) 1.
- [21] K. L. Thompson and E. T. Vishniac, *Astrophys. J.* **313** (1987) 517; K. T. Inoue, J. Silk, J. *Astrophys. J.* **664** (2007) 650.
- [22] J.-M. Souriau, (French) C. R. Acad. Sci. Paris Sér. A , p. 751 (1970); (French) C. R. Acad. Sci. Paris Sér. A , p.1086 (1970); “Milieux continus de dimension 1, 2 ou 3 : statique et dynamique” in *Actes du 13ème Congrès Français de Mécanique*, AUM, Poitiers-Futuroscope, p.41 (1997)
- [23] N. Sakai and K. Maeda, *Prog. Theor. Phys.* **90** (1993) 1001.