

Optimal Multi-Server Allocation to Parallel Queues With Independent Random Queue-Server Connectivity

Hussein Al-Zubaidy¹, Ioannis Lambadaris², Yannis Viniotis³

October 24, 2021

¹H. Al-Zubaidy is with the Edward S. Rogers Sr. Department of Electrical and Computer Engineering, University of Toronto, Toronto, ON, M5S 1A1 Canada, e-mail: hzubaidy@comm.utoronto.ca.

²I. Lambadaris is with the Department of Systems and Computer Engineering, Carleton University, Ottawa, ON, K1S 5B6 Canada, e-mail: ioannis.lambadaris@sce.carleton.ca.

³Y. Viniotis is with the Electrical and Computer Engineering Department, North Carolina State University, Raleigh, NC, USA, e-mail: candice@ncsu.edu. This work was supported by the Natural Sciences and Engineering Research Council of Canada (NSERC).

Abstract

We investigate an optimal scheduling problem in a discrete-time system of L parallel queues that are served by K identical, randomly connected servers. Each queue may be connected to a subset of the K servers during any given time slot. This model has been widely used in studies of emerging 3G/4G wireless systems. We introduce the class of Most Balancing (MB) policies and provide their mathematical characterization. We prove that MB policies are optimal; we define optimality as minimization, in stochastic ordering sense, of a range of cost functions of the queue lengths, including the process of total number of packets in the system. We use stochastic coupling arguments for our proof. We introduce the Least Connected Server First/Longest Connected Queue (LCSF/LCQ) policy as an easy-to-implement approximation of MB policies. We conduct a simulation study to compare the performance of several policies. The simulation results show that: (a) in all cases, LCSF/LCQ approximations to the MB policies outperform the other policies, (b) randomized policies perform fairly close to the optimal one, and, (c) the performance advantage of the optimal policy over the other simulated policies increases as the channel connectivity probability decreases and as the number of servers in the system increases.

1 Introduction, Model Description and Prior Research

Emerging 3G/4G wireless networks can be categorized as high-speed, IP-based, packet access networks. They utilize the channel variability, using data rate adaptation, and user diversity to increase their channel capacity. These systems usually employ a mixture of Time and Code Division Multiple Access (TDMA/CDMA) schemes. Time is divided into equal size slots, each of which can be allocated to one or more users. To optimize the use of the enhanced data rate, these systems allow several users to share the wireless channel simultaneously using CDMA. This will minimize the wasted capacity resulting from the allocation of the whole channel capacity to one user at a time even when that user is unable to utilize all of that capacity. Another reason for sharing system capacity between several users, at the same time slot, is that some of the user equipments at the receiving side might have design limitations on the amount of data they can receive and process at a given time.

The connectivity of users to the base station in any wireless system is varying with time and can be best modeled as a random process. The application of stochastic modeling and queuing theory to model wireless systems is well vetted in the literature. Modeling wireless systems using parallel queues with random queue/server connectivity was used by Tassiulas and Ephremides [3], Ganti, Modiano and Tsitsiklis [6] and many others to study scheduler optimization in wireless systems. In the following subsection, we provide a more formal model description and motivation for the problem at hand.

1.1 Model Description

In this work, we assume that time is slotted into equal length deterministic intervals. We model the wireless system under investigation as a set of L parallel queues with infinite capacity (see Figure 1); the queues correspond to the different users in the system. We define $X_i(n)$ to represent the number of packets in the i^{th} queue at the beginning of time slot n . The queues share a set of K identical servers, each server representing a network resource, e.g., transmission channel. We make no assumption regarding the number of servers relative to the number of queues, i.e., K can be less, equal or greater

than L . The packets in this system are assumed to have constant length, and require one time slot to complete service. A server can serve one packet only at any given time slot. A server can only serve connected, non-empty queues. Therefore, the system can serve up to K packets during each time slot. Those packets may belong to one or several queues.

The channel connectivity between a queue and any server is random. The state of the channel connecting the i^{th} queue to the j^{th} server during the n^{th} time slot is denoted by $G_{i,j}(n)$ and can be either connected ($G_{i,j}(n) = 1$) or not connected ($G_{i,j}(n) = 0$). Therefore, in a real system $G_{i,j}(n)$ will determine if transmission channel j can be used by user i or not. We assume that $G_{i,j}(n)$, for all $i = 1, 2, \dots, L$, $j = 1, 2, \dots, K$ and n , are independent, Bernoulli random variables with parameter p .

The number of arrivals to the i^{th} queue during time slot n is denoted by $Z_i(n)$. The random variables $Z_i(n), \forall i, n$ is assumed to have Bernoulli distribution. We require that arrival processes to different queues be independent of each other; we further require that the random processes $\{Z_i(n)\}$ be independent of the processes $\{G_{i,j}(n)\}$ for $i = 1, 2, \dots, L$, $j = 1, 2, \dots, K$. The symmetry and independence assumptions are necessary for the coupling arguments we use in our optimality proofs. The rest are simplifying assumptions that can be relaxed at the price of a more complex and maybe less intuitive proof.

A scheduling policy (or server allocation policy or scheduler) decides, at the beginning of each time slot, what servers will be assigned to which queue during that time slot. The objective of this work is to identify and analyze the optimal scheduling policy that minimizes, in a stochastic ordering sense, a range of cost functions of the system queue sizes, including the total number of queued packets, in the aforementioned system. The choice of the class of cost functions and the minimization process are discussed in detail in Section 5.

1.2 Previous Work and Our Contributions

In the literature, there is substantial research effort focusing on the subject of optimal scheduling in wireless networks with random connectivity. Tassiulas and Ephremides [3] studied the problem of allocating a single, randomly connected server to a set of parallel queues. They proved, using stochastic coupling arguments, that a LCQ (Longest Connected Queue) policy is optimal. In our work we investigate a more general model that studies the

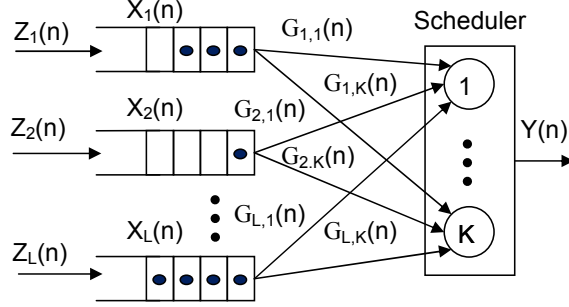


Figure 1: Abstraction of downlink scheduler in a multi-server wireless network.

optimal allocation of $K > 1$ randomly connected servers to parallel queues. We show that LCQ is not always optimal in a multi-server system where multiple servers can be allocated to each queue at any given time slot. Bambos and Michailidis [4] worked on a similar model (a continuous time version of [3] with finite buffer capacity) and proved that under stationary ergodic input job flow and modulation processes, both ‘Maximum Connected Workload’ and LCQ dynamic allocation policies maximize the stability region for this system. Furthermore, they proved that a policy that allocates the server to the connected queue with the fewest empty spaces, stochastically minimizes the loss flow and maximizes the throughput [5].

Another relevant result is that reported by Ganti, Modiano and Tsitsiklis [6]. They presented a model for a satellite node that has K transmitters. The system was modeled by a set of parallel queues with symmetrical statistics competing for K identical, randomly connected servers. At each time slot, no more than one server is allocated to each scheduled queue. They proved, using stochastic coupling arguments, that a policy that allocates the K servers to the K longest connected queues at each time slot, is optimal. This model is similar to the one we consider in this work, except that in our model one or more servers can be allocated to each queue in the system. A further, stronger difference between the two models is that we consider the case where each queue has *independent connectivities* to different servers. We make these assumptions for a more suitable representation of the 3G/4G wireless systems described earlier. These differences make it substantially harder to identify (and even describe) the optimal policy (see Section 3). A more recent result that has relevance to our work is the one reported by Kitipiyakul and Javidi in [7]. They proved, using dynamic programming, that

a ‘maximum-throughput and load-balancing’ policy minimizes the expected average cost for a two-queue, multi-server system with random connectivity. In our research work, we prove optimality of the most balancing policies in the more general problem of a multi-queue (more than two queues) and multi-server system with random channel connectivity. A stronger distinction of our work is that we proved the optimality in a stochastic ordering sense which is a stronger notion of optimality compared to the expected average cost criterion that was used in [7]. Lott and Teneketzis [8] investigated a multi-class system of N weighted cost parallel queues and M servers with random connectivity. They also used the same restriction of one server per queue used in [6]. They showed that an index rule is optimal and provided conditions sufficient, but not necessary, to guarantee its optimality.

Koole et al [9] studied a model similar to that of [3] and [5]. They found that the ‘Best User’ policy maximizes the expected discounted number of successful transmissions. Liu et al [10], [11] studied the optimality of opportunistic schedulers (e.g., Proportional Fair (PF) scheduler). They presented the characteristics and optimality conditions for such schedulers. However, Andrews [12] showed that there are six different implementation algorithms of a PF scheduler, none of which is stable. For more information on resource allocation and optimization in wireless networks the reader may consult [13], [14], [15], [16], [17], and [18].

The model we present in this work can be applied to many of the previous work described above. In section 9 we discuss this applicability for three key publications, namely [3], [6] and [7], that are strongly related to our own. We also show how our model can be reduced to their models and used to describe the problems they investigated.

In summary, the main contributions of our work are the following:

1. We introduce and show the existence of the class of Most Balancing (MB) scheduling policies in the model of Figure 1 (see Equations (7) and (8)). Intuitively, an MB policy attempts to balance all queue sizes at every time slot, so that the total sum of queue size differences will be minimized.
2. We prove the optimality of MB policies for minimizing, in stochastic ordering sense, a set of functionals of the queue lengths (see Theorem 1).
3. We provide low-overhead, heuristic approximations for an MB policy.

At any time slot, such policies allocate the “least connected servers first” to their “longest connected queues” (LCSF/LCQ). These policies have $O(L \times K)$ complexity and thus can be easily implemented. We evaluate the performance of these approximations via simulations.

The rest of the article is organized as follows. In section II, we introduce notation and define the scheduling policies. In section III, we introduce and provide a detailed description of the MB policies. In section IV, we introduce and characterize *balancing interchanges*, that we will use in the proof of MB optimality. In section V, we present the main result, i.e., the optimality of MB policies. In section VI, we present the Least Balancing (LB) policies, and show that these policies perform the worst among all work conserving policies. MB and LB policies provide upper and lower performance bounds. In section VII, we introduce practical, low-overhead approximations for such policies, namely the LCSF/LCQ policy and the MCSF/SCQ policy, with their implementation algorithms. In section VIII, we present simulation results for different scheduling policies. In section IX, we give some final remarks that show the applicability of our model to problems studied in previous work. We present proofs for some of our results in the Appendix.

2 Scheduling Policies

Recall that L and K denote the number of queues and servers respectively in the model introduced in Figure 1. We will use **bold face**, UPPER CASE and lower case letters to represent vector/matrix quantities, random variables and sample values respectively. In order to represent the policy action that corresponds to “idling” a server, we introduce a special, “dummy” queue which is denoted as queue 0. Allocating a server to this queue is equivalent to idling that server. By default, queue 0 is permanently connected to all servers and contains only “dummy” packets. Let $\mathbb{1}_{\{A\}}$ denote the indicator function for condition A . Throughout this article, we will use the following notation:

- $\mathbf{G}(n)$ is an $(L + 1) \times K$ matrix, where $G_{i,j}(n)$ for $i > 0$ is the channel connectivity random variable as defined in Section 1. By assumption, $G_{0,j}(n) = 1$ for all j, n .
- $\mathbf{X}(n) = (X_0(n), X_1(n), X_2(n), \dots, X_L(n))^T$ is the vector of queue lengths

at the beginning of time slot n , measured in number of packets. We assume $X_0(1) = 0$.

- $\mathbf{Y}(n) = (Y_0(n), Y_1(n), Y_2(n), \dots, Y_L(n))^T$ is the *withdrawal control*. For any i , $Y_i(n) \in \{0, 1, \dots, K\}$ denotes the number of packets withdrawn from queue i (and assigned to servers) during time slot n .
- $\mathbf{Z}(n) = (Z_0(n), Z_1(n), Z_2(n), \dots, Z_L(n))^T$ is the vector of the number of exogenous arrivals during time slot n . Arrivals to queue $i \neq 0$ are as defined in Section 1.
- For ease of reference, we call the tuple $(\mathbf{X}(n), \mathbf{G}(n))$ the “state” of the system at the beginning of time slot n .

For any (feasible) control $(\mathbf{Y}(n))$, the system described previously evolves according to

$$\mathbf{X}(n+1) = \mathbf{X}(n) - \mathbf{Y}(n) + \mathbf{Z}(n), \quad n = 1, 2, \dots \quad (1)$$

We assume that arrivals during time slot n are added after removing served packets. Therefore, packets that arrive during time slot n have no effect on the controller decision at that time slot and may only be withdrawn during $t = n + 1$ or later. For convenience and in order to ensure that $X_0(n) = 0$ for all n , we define $Z_0(n) = Y_0(n)$. We define controller policies more formally next.

2.1 Feasible Scheduling and Withdrawal Controls

The withdrawal control defined earlier does not provide any information regarding server allocation. Such information is necessary for our optimality proof. To capture such information, we define the vector $\mathbf{Q}(n)$, where $Q_j(n) \in \{0, 1, \dots, L\}$ denotes the index of the queue that is selected (according to some rule) to be served by server j during time slot n . Note that serving the “dummy” queue, i.e., setting $Q_j(n) = 0$ indicates that server j is idling during time slot n . For future reference, we will call $\mathbf{Q}(n)$ the *scheduling (or server allocation) control*.

Using the previous notation and given a scheduling control vector $\mathbf{Q}(n)$ we can compute the withdrawal control vector as:

$$Y_i(n) = \sum_{j=1}^K \mathbb{1}_{\{i=Q_j(n)\}}, \quad i = 0, 1, 2, \dots, L. \quad (2)$$

We say that a given vector $\mathbf{Q}(n) \in \{0, 1, \dots, L\}^K$ is a *feasible* scheduling control (during time slot n) if: (a) a server is allocated to a connected queue, and, (b) the number of servers allocated to a queue (dummy queue excluded) cannot exceed the size of the queue at time n . Similarly, we say that a vector $\mathbf{Y}(n) \in \{0, 1, \dots, K\}^{L+1}$ is a *feasible* withdrawal control (during time slot n) if there exists a feasible scheduling control $\mathbf{Q}(n)$ that satisfies Equation (2).

Conditions (a) and (b) above are also necessary for feasibility of a scheduling control vector $\mathbf{Q}(n)$. From Equation (2), a feasible withdrawal control $\mathbf{Y}(n)$ satisfies the following necessary conditions:

$$0 \leq Y_i(n) \leq \min \left(X_i(n), \sum_{j=1}^K G_{i,j}(n) \right), \quad \forall n, i \neq 0, \quad (3)$$

$$\sum_{i=0}^L Y_i(n) = K, \quad \forall n. \quad (4)$$

For the rest of this article, we will refer to $\mathbf{Q}(n)$ as an *implementation* of the given feasible control $\mathbf{Y}(n)$. We denote the set of all feasible withdrawal controls while in state (\mathbf{x}, \mathbf{g}) by $\mathcal{Y}(\mathbf{x}, \mathbf{g})$.

Note from Equation (2) that, given a feasible scheduling control $\mathbf{Q}(n)$, a feasible withdrawal control $\mathbf{Y}(n)$ can be readily constructed. Note, however, that, for any feasible $\mathbf{Y}(n)$, the feasible scheduling control $\mathbf{Q}(n)$ may not be unique. Furthermore, given a feasible $\mathbf{Y}(n)$, the construction of the scheduling control $\mathbf{Q}(n)$ may not be straightforward¹ and will not be examined in this article.

2.2 Definition of Scheduling Policies

A *scheduling policy* π (or policy π for simplicity) is a rule that determines feasible withdrawal vectors $\mathbf{Y}(n)$ for all n , as a function of the past history and current state of the system $\mathbf{H}(n)$. The state history is given by the sequence of random variables

$$\begin{aligned} \mathbf{H}(1) &= (\mathbf{X}(1)), \quad \text{and} \\ \mathbf{H}(n) &= (\mathbf{X}(1), \mathbf{G}(1), \mathbf{Z}(1), \dots, \mathbf{G}(n-1), \mathbf{Z}(n-1), \mathbf{G}(n)), \\ &\quad n = 2, 3, \dots \end{aligned} \quad (5)$$

¹Given a state $(\mathbf{X}(n), \mathbf{G}(n))$ and a feasible withdrawal vector $\mathbf{Y}(n)$, one can determine the feasible scheduling control by performing a brute-force search over all feasible vectors $\mathbf{Q}(n)$.

Let \mathcal{H}_n be the set of all state histories up to time slot n . Then a policy π can be formally defined as the sequence of measurable functions

$$\begin{aligned} u_n : \mathcal{H}_n &\longmapsto \mathcal{Z}_+^{L+1}, \\ \text{s.t. } u_n(\mathbf{H}(n)) &\in \mathcal{Y}(\mathbf{X}(n), \mathbf{G}(n)), \quad n = 1, 2, \dots \end{aligned} \quad (6)$$

where \mathcal{Z}_+ is the set of non-negative integers and $\mathcal{Z}_+^{L+1} = \mathcal{Z}_+ \times \dots \times \mathcal{Z}_+$, where the Cartesian product is taken $L + 1$ times.

At each time slot, the following sequence of events happens: first, the connectivities $\mathbf{G}(n)$ and the queue lengths $\mathbf{X}(n)$ are observed. Second, the packet withdrawal vector $\mathbf{Y}(n)$ is determined according to a given policy. Finally, the new arrivals $\mathbf{Z}(n)$ are added to determine the next queue length vector $\mathbf{X}(n + 1)$.

We denote the set of all scheduling policies described by Equation (6) by Π . We introduce next a subset of Π , namely the class of *Most Balancing* (MB) policies. The goal of this work is to prove that MB policies are optimal (in a stochastic ordering sense).

3 The Class of MB Policies

In this section, we provide a description and mathematical characterization of the class of MB policies. Intuitively, the MB policies “attempt to minimize the queue length differences in the system at every time slot n ”. For a more formal characterization of MB policies, we first define the following:

Given a state $(\mathbf{x}(n), \mathbf{g}(n))$ and a policy π that chooses the feasible control $\mathbf{y}(n) \in \mathcal{Y}(\mathbf{x}, \mathbf{g})$ at time slot n , define the “updated queue size” $\hat{x}_i(n) = x_i(n) - y_i(n)$ as the size of queue $i, i = 0, 1, \dots, L$, after applying the control $y_i(n)$ and just before adding the arrivals during time slot n . Note that because we let $z_0(n) = y_0(n)$, we have $\hat{x}_0(n) \in \mathcal{Z}$ where \mathcal{Z} is the set of all integers, i.e., we allow $\hat{x}_0(n)$ to be negative.

We define $\kappa_n(\pi)$, the “*imbalance index*” of policy π at time slot n , as the following sum of differences:

$$\kappa_n(\pi) = \sum_{i=1}^L \sum_{j=i+1}^{L+1} (\hat{x}_{[i]}(n) - \hat{x}_{[j]}(n)), \quad (7)$$

where $[k]$ denotes the index of the k^{th} longest queue after applying the control $\mathbf{y}(n)$ and before adding the arrivals at time slot n . By convention, queue

‘0’ (the “dummy queue”) will always have order $L + 1$ (i.e., the queue with the minimum length). This definition ensures that the differences are non-negative and a pair of queues is accounted for in the summation only once; moreover, as we shall see in Lemma Appendix .2.1, this definition allows for a straightforward calculation and comparison of various policies².

It follows from Equation (7) that the minimum possible value of the imbalance index is equal to $L \cdot \hat{x}_{[L]}$ (i.e., all L queues have the same length which is equal to the shortest queue length) which is indicative of a fully balanced system. It also follows that the maximum such value is equal to $2(L - 1)\hat{x}_{[1]} - (L - 2)\hat{x}_{[L]}$. This value is attained when the $L - 1$ longest queues have the same size.

Let Π^{MB} denote the set of all MB policies, then we define the elements of this set as follows:

Definition: A *Most Balancing* (MB) policy is a policy $\pi \in \Pi^{MB}$ that, at every $n = 1, 2, \dots$, chooses feasible withdrawal vector $\mathbf{y}(n) \in \mathcal{Y}(\mathbf{x}, \mathbf{g})$ such that the imbalance index at that time slot is minimized, i.e.,

$$\Pi^{MB} = \left\{ \pi \in \Pi : \underset{\mathbf{y}(n) \in \mathcal{Y}(\mathbf{x}, \mathbf{g})}{\operatorname{argmin}} \kappa_n(\pi), \quad \forall n \right\} \quad (8)$$

The set Π^{MB} in Equation (8) is well-defined and non-empty, since the minimization is over a finite set. Note that the set of MB policies may have more than one element. This could happen, for example, when at a given time slot n , a server k is connected to two or more queues of equal size, which happen to be the longest queues connected to this server after allocating all the other servers. To illustrate this case, consider a two-queue system with a single, fully-connected server at time slot n . Let $\mathbf{x}(n) = (5, 5)$. Assume that policy π_1 (respectively π_2) chooses a withdrawal vector $\mathbf{y}(n) = (1, 0)$ (respectively $\mathbf{y}^*(n) = (0, 1)$). Then both policies minimize the imbalance index, and $\kappa_n(\pi_1) = \kappa_n(\pi_2) = 10$.

Given $\mathbf{X}(t)$ and $\mathbf{G}(t)$, one can construct an MB policy using a direct search over all possible server allocations. For large L and K , this can be a challenging computational task and is not the focus of this work. In Section 7, we provide a low-complexity heuristic algorithm (LCSF/LCQ) to approximate MB policies.

²We have experimented with alternatives to Equation (7) that use lexicographic ordering of queues and “Min-Max” definitions (e.g., minimize the length of the largest queue). However, we were not able to derive results equivalent to Lemma Appendix .2.1.

Remark 1. Note that the LCQ policy in [3] is a most balancing (MB) policy for $K = 1$ (i.e., the one server system presented in [3]). Extension of LCQ to $K > 1$ (i.e., allocating all the servers to the longest queue in the multiserver model) may not result in a MB policy, as the following example demonstrates.

Consider a system of three queues with three fully-connected servers during time slot n . Let $\mathbf{x}(n) = (6, 5, 4)$. An LCQ policy in the spirit of [3] that allocates all servers to the longest connected queue results in queue size vector $\hat{\mathbf{x}}(n) = (3, 5, 4)$. Moreover, an LCQ policy in the spirit of [6] that allocates the three servers to the three longest connected queues results in queue size vector $\hat{\mathbf{x}}(n) = (5, 4, 3)$. Both policies have $\kappa_n(\pi) = 16$. An MB policy results in queue size vector $\hat{\mathbf{x}}(n) = (4, 4, 4)$ and $\kappa_n(\pi) = 16$. \square

3.1 Comparing arbitrary policies to an MB policy

When comparing various policies to an MB policy, the definition in Equation (8) is cumbersome since it involves all time instants n . The subsets Π_n we introduce next define policies that are related to MB policies and allow us to perform comparisons *one single instant at a time*.

Consider any fixed $n \geq 1$; we say that a policy $\pi \in \Pi$ “has the MB property” at time n , if π achieves the minimum value of the index $\kappa_n(\pi)$.

Definition: For any given time $n \geq 0$, Π_n denotes the set of policies that have the MB property at all time slots $t \leq n$ (and are arbitrary for $t > n$).

We have that $\Pi = \Pi_0$. Note that the set Π_n is not empty, since MB policies are elements of it. We can easily see that these sets form a monotone sequence, with

$$\Pi_n \subseteq \Pi_{n-1} \tag{9}$$

Then the set Π^{MB} in Equation (8) can be defined as

$$\Pi^{MB} = \bigcap_{n=1}^{\infty} \Pi_n.$$

The vector \mathbf{D} defined in Equation (10) is a measure of how much an arbitrary policy π differs from a given MB policy during a given time slot n .

Definition: Consider a given state $(\mathbf{x}(n), \mathbf{g}(n))$ and a policy π that chooses the feasible withdrawal vector $\mathbf{y}(n)$ during time slot n . Let $\mathbf{y}^{MB}(n)$ be a withdrawal vector chosen by an MB policy during the same time slot n .

We define the $(L + 1) \times 1$ -dimensional vector $\mathbf{D} \in \mathcal{Z}^{L+1}$ as

$$\mathbf{D} = \mathbf{y}^{MB}(n) - \mathbf{y}(n). \quad (10)$$

Note that, for notational simplicity, we omit the dependence of \mathbf{D} on the policies and the time index n . Intuitively, a negative element D_i of vector \mathbf{D} indicates that more packets than necessary (compared to a policy that has the MB property) have been removed from queue i under policy π .

The following lemma quantifies the difference between an arbitrary policy and an MB policy (at time n). Its proof is given in Appendix Appendix .1.

Lemma 1. *Consider a given state $(\mathbf{x}(n), \mathbf{g}(n))$ and a policy $\pi \in \Pi$. Then, (a) if $\mathbf{D} = 0$, the policy π has the MB property at time n , and, (b) if π has the MB property at time n , the vector \mathbf{D} has components that are 0, +1, or -1 only.*

Consider a policy $\pi \in \Pi$; let $h_\pi = \sum_{i=0}^L |D_i|/2$. As we show in the Appendix (see Lemma Appendix .3.2), h_π is integer-valued and $0 \leq h_\pi \leq K$. In view of Lemma 1, h_π can be seen as a measure of “how close” the policy π is to having the MB property at time n .

Definition: For any given time n and integer h , where $0 \leq h \leq K$, define the set Π_n^h as the set that contains all policies $\pi \in \Pi_{n-1}$, such that $h_\pi \leq h$.

From Lemma 1, we can see that $\Pi_n^0 = \Pi_n$. We can easily check that $\Pi_n^K = \Pi_{n-1}$, so $\pi \in \Pi_n^K$ by default. $\{\Pi_n^h\}_{h=0}^K$ forms a monotone sequence, with

$$\Pi_n = \Pi_n^0 \subseteq \cdots \subseteq \Pi_n^h \subseteq \cdots \subseteq \Pi_n^K = \Pi_{n-1} \quad (11)$$

We exploit the monotonicity property of the Π_n^h sets in the next section, when we show how balancing interchanges reduce the imbalance index of a given policy.

Note that the set Π of all policies can be denoted as

$$\Pi = \Pi_0 = \cup_{h=0}^K \Pi_1^h. \quad (12)$$

It follows from the last two equations that an arbitrary policy $\pi \in \Pi$ will also belong to a set Π_{n-1} , for some $n \geq 1$. The proof of optimality in Section 5 is based on comparisons of π to a series of policies that belong to the subsets Π_n^h (see Lemma 5).

4 Balancing Interchanges

In this section, we introduce the notion of “balancing interchanges”. Intuitively, an *interchange* $\mathbf{I}(f, t)$ between two queues, f and t , describes the action of withdrawing a packet from queue f instead of queue t (see Equations (15) and (16)). Such interchanges are used to relate the imbalance indices of various policies (see Equation (23)); *balancing* interchanges are special in two ways: (a) they do not increase the imbalance index (see Lemma 2) and thus provide a means to describe how a policy can be modified to obtain the MB property at time n , and, (b) they preserve the queue size ordering we define in the next section (see relations R1-R3 in Section 5.1). This ordering is crucial in proving optimality.

Interchanges can be implemented via server reallocation. Since there are K servers, it is intuitive that at most K interchanges suffice to convert any arbitrary policy to a policy that has the MB property at time n . The crux of Lemma 4, the main result of this section, is that such interchanges are *balancing*.

4.1 Interchanges between two queues

Let $f \in \{0, 1, \dots, L\}$, $t \in \{0, 1, \dots, L\}$ represent the indices of two queues that we refer to as the ‘from’ and ‘to’ queues. Define the $(L + 1) \times 1$ -dimensional vector $\mathbf{I}(f, t)$, whose j -th element is given by:

$$I_j(f, t) = \begin{cases} 0, & t = f; \\ +1, & j = f, f \neq t; \\ -1, & j = t, t \neq f; \\ 0, & \text{otherwise.} \end{cases} \quad (13)$$

Fix an initial state $(\mathbf{x}(n), \mathbf{g}(n))$ at time slot n ; consider a policy π with a (feasible) withdrawal vector $\mathbf{y}(n)$. Let

$$\mathbf{y}^*(n) = \mathbf{y}(n) + \mathbf{I}(f, t), \quad f \neq t, \quad (14)$$

be another withdrawal vector. The two vectors $\mathbf{y}(n), \mathbf{y}^*(n)$ differ only in the two components t, f ; under the withdrawal vector $\mathbf{y}^*(n)$, an additional packet is removed from queue f , while one packet less is removed from queue

t . Note that either t or f can be the dummy queue. In other words,

$$y_f^*(n) = y_f(n) + 1 \quad (15)$$

$$y_t^*(n) = y_t(n) - 1 \quad (16)$$

$$y_i^*(n) = y_i(n), \quad \forall i \neq f, t. \quad (17)$$

In the sequel, we will call $\mathbf{I}(f, t)$ an *interchange* between queues f and t . We will call $\mathbf{I}(f, t)$ a *feasible interchange* if it results in a feasible withdrawal vector $\mathbf{y}^*(n)$. It follows immediately from Equations (1) and (14) that the $\mathbf{I}(f, t)$ interchange will result in a new vector, $\hat{\mathbf{x}}^*(n)$, of updated queue sizes, such that:

$$\hat{\mathbf{x}}^*(n) = \hat{\mathbf{x}}(n) - \mathbf{I}(f, t), \quad f \neq t. \quad (18)$$

We are interested next in describing sufficient conditions for ensuring feasible interchanges.

4.2 Feasible Single-Server Reallocation

Given the state $(\mathbf{x}(n), \mathbf{g}(n))$, let $\mathbf{y}(n)$ be any feasible withdrawal vector at time slot n that is implemented via $\mathbf{q}(n)$. We define a “feasible, single-server reallocation” (from queue t to queue f) as the reallocation of a single server k from queue t to queue f , such that the new scheduling control $\mathbf{q}^*(n)$ is also *feasible*. The conditions $g_{f,k}(n) \cdot g_{t,k}(n) \cdot \mathbf{1}_{\{q_k(n)=t\}} = 1$ and $\hat{x}_f(n) \geq 1$ are sufficient for the reallocation of server k (from queue t to queue f) to be feasible.

A feasible, single-server reallocation from queue t to queue f results into a feasible interchange $\mathbf{I}(f, t)$. However, the reverse may not be true, as we detail in the following section.

4.3 Sufficient conditions for a feasible interchange

Consider again the state $(\mathbf{x}(n), \mathbf{g}(n))$ and feasible scheduling control $\mathbf{q}(n)$. The feasible interchange $\mathbf{I}(f, t)$ in Equation (14) may result from a *sequence* of m feasible, single-server reallocations among several queues, as demonstrated in Figure 2, where $1 \leq m \leq K$.

Let $\mathbf{r} \in \{0, 1, \dots, L\}^{m+1}$ denote a sequence of queue indices, where $r_1 = f$ and $r_{m+1} = t$. Let $k_i : k_i \in \{1, 2, \dots, K\}$ denote the server reallocated from queue r_{i+1} to queue r_i . Then the following are sufficient conditions for the feasibility of the interchange operation of Equation (14):

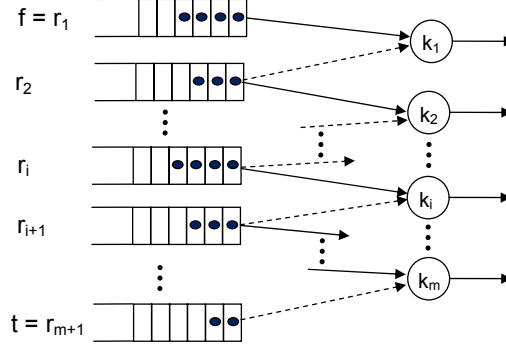


Figure 2: A sequence of m single-server reallocations results in a feasible $\mathbf{I}(f, t)$. The dotted line denotes original server allocation. The solid line denotes server reallocation that implements $\mathbf{I}(f, t)$.

$$\sum_{i=1}^m g_{r_i, k_i}(n) \cdot g_{r_{i+1}, k_i}(n) \cdot \mathbf{1}_{\{q_{k_i}(n)=r_{i+1}\}} = m, \quad (19)$$

$$\hat{x}_f(n) \geq 1, \quad \text{if } f \in \{1, 2, \dots, L\}, \quad (20)$$

for some integer $1 \leq m \leq K$ and $\mathbf{r} \in \{0, 1, \dots, L\}^{m+1}$.

Constraint (19) ensures that connectivity conditions allow for the feasibility of all m intermediate single-server reallocations. The sequence of server reallocations starts by reallocating server k_1 to queue $f = r_1$. In this case, queue r_1 is reduced by one packet (i.e., an extra packet is withdrawn from queue f) and queue r_2 is increased by one packet. Constraint (20) ensures that a packet can be withdrawn from queue f . The reallocation of server k_1 insures that queue r_2 contains at least one packet for the second intermediate single-server reallocation to be feasible even when $\hat{x}_{r_2}(n) = 0$. Same is true for any queue $r_i : i \in \{2, 3, \dots, m\}$. Therefore, constraints (19) and (20) are also sufficient for the feasibility of the interchange $\mathbf{I}(f, t)$.

4.4 “Balancing” interchanges

Definition: A feasible interchange $\mathbf{I}(f, t)$ is “*balancing*” if

$$\hat{x}_f(n) \geq \hat{x}_t(n) + 1. \quad (21)$$

$\mathbf{I}(f, t)$ is “*unbalancing*” if

$$\hat{x}_f(n) \leq \hat{x}_t(n). \quad (22)$$

Balancing interchanges result in policies that may reduce the imbalance index, as the following lemma states.

Lemma 2. *Consider two policies π^* and π , related via the balancing interchange*

$$\mathbf{y}^*(n) = \mathbf{y}(n) + \mathbf{I}(f, t),$$

at time slot n . Then the imbalance indices for the two policies are related via

$$\kappa_n(\pi^*) = \kappa_n(\pi) - 2(s - l) \cdot \mathbb{1}_{\{\hat{x}_{[l]}(n) \geq \hat{x}_{[s]}(n) + 2\}} \quad (23)$$

where l (respectively s) is the order of queue f (respectively t) in $\hat{x}(n)$ when ordered in descending order, such that, $s > l$; $x_l > x_a, \forall a > l$ and $x_s < x_b, \forall b < s$.³

The proof is a direct consequence of Lemma Appendix .2.1 in Appendix Appendix .2 and the fact that, by definition of the balancing interchange, we have $s > l$.

In words, Equation (23) states that an interchange $\mathbf{I}(f, t)$, when balancing, results in: either a cost reduction of $2(s - l)$ (when $\hat{x}_f(n) = \hat{x}_{[l]}(n) \geq \hat{x}_{[s]}(n) + 2 = \hat{x}_t(n) + 2$) or an unchanged cost (when $\hat{x}_f(n) = \hat{x}_t(n) + 1$). The latter case agrees with intuition, since the balancing interchange in this case will result in simply permuting the lengths of queues f and t ; this permutation does not change the total sum of differences (and hence the imbalance index) in the resulting queue length vector.

We determine next conditions that characterize what interchanges are balancing. We also describe how balancing interchanges transform an arbitrary policy to an MB policy.

4.5 How to determine balancing interchanges

Lemma 3 provides a selection criterion to systematically select balancing (and hence improving) interchanges. Lemma 4 provides a bound on the number of

³These conditions state that when there exist multiple components that have the same value as x_l (respectively x_s) only the last (respectively the first) of the components in order is considered. Intuitively, we use s (respectively l) to refer to the order of the “shorter” (respectively the “longer”) queue of the two queues used in the interchange.

interchanges needed to convert any policy into one that has the MB property at time n . The proofs of the two lemmas are given in Appendix .3 and Appendix .4 respectively.

Lemma 3. *Consider a given state $(\mathbf{x}(n), \mathbf{g}(n))$ and a feasible withdrawal vector $\mathbf{y}(n)$. Any feasible interchange $\mathbf{I}(f, t)$ with indices f and t such that $D_f \geq +1$, $D_t \leq -1$ is a balancing interchange.*

Recall that $h_\pi = \sum_{i=0}^L |D_i|/2$. Consider a sequence of balancing interchanges, $\mathbf{I}(f_1, t_1), \mathbf{I}(f_2, t_2), \dots, \mathbf{I}(f_{h_\pi}, t_{h_\pi})$. Let

$$\mathbf{y}^*(n) = \mathbf{y}(n) + \sum_{i=1}^{h_\pi} \mathbf{I}(f_i, t_i).$$

We denote by π^* the policy that chooses the withdrawal vector $\mathbf{y}^*(n)$. In other words, π^* denotes the policy that results from applying this sequence of interchanges.

Lemma 4. *For any policy $\pi \in \Pi_{n-1}$, h_π balancing interchanges suffice to determine a policy π^* such that $\pi^* \in \Pi_n$.*

Lemma 3 can be used to identify queues f_i and t_i during time slot n such that the interchange $\mathbf{I}(f_i, t_i)$ is balancing. Lemma 4 shows that performing a sequence of such interchanges, determines a policy that has the MB property for one more time slot. Both lemmas are crucial for the proof of our main result, since they indicate how a given policy can be improved using one balancing interchange at a time.

5 Optimality of MB Policies

In this section, we present the main result of this article, that is, the optimality of the Most Balancing (MB) policies. We will establish optimality for a range of performance criteria, including the minimization of the total number of packets in the system. We introduce the following definition.

5.1 Definition of Preferred Order

Let's define the relation \preceq on $\mathcal{Z}_+^{(L+1)}$ first; we say $\tilde{\mathbf{x}} \preceq \mathbf{x}$ if:

R1- $\tilde{x}_i \leq x_i$ for all i (i.e., point wise comparison),

- R2- $\tilde{\mathbf{x}}$ is obtained from \mathbf{x} by permuting two of its components; the two vectors differ only in two components i and j , such that $\tilde{x}_i = x_j$ and $\tilde{x}_j = x_i$, or
- R3- $\tilde{\mathbf{x}}$ is obtained from \mathbf{x} by performing a “*balancing interchange*”, in the sense of Equation (21), i.e., the two vectors differ in two components $i > 0$ and $j \geq 0$ only, where $x_i \geq x_j + 1$, such that: $\tilde{x}_i = x_i - 1$ and $\tilde{x}_j = x_j + 1$.

To prove the optimality of MB policies, we will need a methodology that enables comparison of the queue lengths under different policies. Towards this end, we define a “preferred order” as follows:

Definition: (Preferred Order). The transitive closure of the relation \preceq defines a partial order (which we call *preferred order* and use the symbol \prec_p to represent) on the set $\mathcal{Z}_+^{(L+1)}$. \square

The transitive closure [21], [6] of \preceq on the set $\mathcal{Z}_+^{(L+1)}$ is the smallest transitive relation on $\mathcal{Z}_+^{(L+1)}$ that contains the relation \preceq . From the engineering point of view, $\tilde{\mathbf{x}} \prec_p \mathbf{x}$ if $\tilde{\mathbf{x}}$ is obtained from \mathbf{x} by performing a sequence of *reductions*, *permutations of two components* and/or *balancing interchanges*.

For example, if $\tilde{\mathbf{x}} = (3, 4, 5)$ and $\mathbf{x} = (4, 5, 3)$ then $\tilde{\mathbf{x}} \prec_p \mathbf{x}$ since $\tilde{\mathbf{x}}$ can be obtained from \mathbf{x} by performing the following two consecutive two-component permutations: first swap the second and third components of \mathbf{x} , yielding $\mathbf{x}^1 = (4, 3, 5)$ then swap the first and second components of \mathbf{x}^1 , yielding $\mathbf{x}^2 = (3, 4, 5) = \tilde{\mathbf{x}}$.

Suppose that $\tilde{\mathbf{x}}, \mathbf{x}$ represent queue size vectors for our model. Statement R3 in this case describes moving a packet from one real, large queue i to another smaller one j (note that the queue with index $j = 0$ is not excluded since a balancing interchange may represent the allocation of an idled server). We say that $\tilde{\mathbf{x}}$ is *more balanced* than \mathbf{x} when R3 is satisfied. For example, if $L = 2$ and $\mathbf{x} = (0, 5, 2)$ then a balancing interchange (where $i = 1$ and $j = 2$) will result in $\tilde{\mathbf{x}} = (0, 4, 3)$.

5.2 The class \mathcal{F} of cost functions

Let $\tilde{\mathbf{x}}, \mathbf{x} \in \mathcal{Z}_+^{(L+1)}$ be two vectors representing queue lengths. Then we denote by \mathcal{F} the class of real-valued functions on $\mathcal{Z}_+^{(L+1)}$ that are monotone, non-decreasing with respect to the partial order \prec_p ; that is, $f \in \mathcal{F}$ if and only

if

$$\tilde{\mathbf{x}} \prec_p \mathbf{x} \Rightarrow f(\tilde{\mathbf{x}}) \leq f(\mathbf{x}). \quad (24)$$

From (24) and the definition of preferred order, it can be easily seen that the function $f(\mathbf{x}) = x_1 + x_2 + \dots + x_L$ belongs to \mathcal{F} . This function corresponds to the total number of queued packets in the system⁴.

For two real-valued random variables A and B , $A \leq_{st} B$ defines the usual stochastic ordering [2]. In the remainder of this paper, we say that a policy σ *dominates* another policy π if

$$f(\mathbf{X}^\sigma(t)) \leq_{st} f(\mathbf{X}^\pi(t)), \quad \forall t = 1, 2, \dots \quad (25)$$

for all cost functions $f \in \mathcal{F}$.

We will need the following lemma to complete the proof of our main result presented in Theorem 1.

Lemma 5. *Consider an arbitrary policy $\pi \in \Pi_\tau^h$, where $h > 0$. Then, there exists a policy $\tilde{\pi} \in \Pi_\tau^{h-1}$, such that $\tilde{\pi}$ dominates π .*

The full details of the proof for Lemma 5 are given in Appendix Appendix .5. The proof involves two parts. First, we construct a policy $\tilde{\pi}$ by applying a balancing interchange to π ; using Lemmas 3 and 4, we show that $\tilde{\pi} \in \Pi_\tau^{h-1}$. Second, we prove that $\tilde{\pi}$ dominates policy π (see Equation (25)); this part employs coupling arguments.

5.3 The main result

In the following, \mathbf{X}^{MB} and \mathbf{X}^π represent the queue sizes under a MB and an arbitrary policy π .

Theorem 1. *Consider a system of L queues served by K identical servers, as shown in Figure 1 with the assumptions of Section 1. A Most Balancing (MB) policy dominates any arbitrary policy when applied to this system, i.e.,*

$$f(\mathbf{X}^{MB}(t)) \leq_{st} f(\mathbf{X}^\pi(t)), \quad \forall t = 1, 2, \dots \quad (26)$$

for all $\pi \in \Pi$ and all cost functions $f \in \mathcal{F}$.

⁴Another example is the function $f'(\mathbf{x}) = \max\{x_1, \dots, x_L\}$ which also belongs to the class \mathcal{F} .

Proof. From (24) and the definition of stochastic dominance, it is sufficient to show that $\mathbf{X}^{MB}(t) \prec_p \mathbf{X}^\pi(t)$ for all t and all sample paths in a suitable sample space. The sample space is the standard one used in stochastic coupling methods [1]; see Appendix Appendix .5 for more details.

To prove the optimality of an MB policy, π^{MB} , we start with an arbitrary policy π and apply a series of modifications that result in a sequence of policies (π_1, π_2, \dots) . The modified policies have the following properties:

- (a) π_1 dominates the given policy π ,
- (b) $\pi_i \in \Pi_i$, i.e., policy π_i has the MB property at time slots $t = 1, 2, \dots, i$, and,
- (c) π_j dominates π_i for $j > i$ (i.e., π_j has the MB property for a longer period of time than π_i).

Let π be any arbitrary policy; then $\pi \in \Pi_0 = \Pi_1^K$. Using Lemma 5 we can construct a policy $\tilde{\pi} \in \Pi_1^{K-1}$ that dominates the original policy π . Repeating this operation we can construct policies that belong to $\Pi_1^{K-1}, \Pi_1^{K-2}, \dots, \Pi_1^0 = \Pi_1$ such that all dominate the original policy π . This sequence of construction steps will result in a policy π_1 that has the MB property at $t = 1$, i.e., $\pi_1 \in \Pi_1$, and dominates π . Therefore, by construction $\pi_1 \in \Pi_2^K$. We repeat the construction steps above for time slot $t = 2$, by improving on π_1 , to obtain a policy $\pi_2 \in \Pi_2$ that dominates π_1 , and recursively for $t = 3, 4, \dots$ to obtain policies π_3, π_4, \dots . From the construction of $\pi_n, n = 1, 2, \dots$, we can see that it satisfies properties (a), (b) and (c) above.

Denote the limiting policy as $n \rightarrow \infty$ by π^* . One can see that π^* is an MB policy. Furthermore, π^* dominates π_i , for all $i < \infty$, as well as the original policy π . \square

Remark 2. *The optimal policy may not be unique. Our main objective is to prove the optimality of the MB policy not its uniqueness. The optimality of MB policies makes intuitive sense; any such policy will tend to reduce the chance that any server idles. This is because an MB policy distributes the servers among the connected queues in the system such that it keeps packets spread among all the queues in a “uniform” manner.* \square

6 The Least Balancing Policies

The *Least Balancing* (LB) policies are the scheduling policies, among all work-conserving (non-idling) policies, that at every time slot ($n = 1, 2, \dots$), choose a packet withdrawal vector $\mathbf{y}(n) \in \mathcal{Y}(\mathbf{x}, \mathbf{g})$ that “maximizes the differences” between queue lengths in the system (i.e., maximizes $\kappa_n(\pi)$ in Equation (7)). In other words, if Π^{LB} is the set of all LB policies and Π^{WC} is the set of all work conserving policies then,

$$\Pi^{LB} = \left\{ \pi : \operatorname{argmax}_{\mathbf{y}(n) \in \mathcal{Y}(\mathbf{x}, \mathbf{g})} \kappa_n(\pi), \pi \in \Pi^{WC}, \quad \forall n \right\} \quad (27)$$

Maximizing the imbalance among the queues in the system will result in maximizing the number of empty queues at any time slot, thus maximizing the chance that servers are forced to idle in future time slots. This intuitively suggests that LB policies will be outperformed by any work conserving policy. The next theorem states this fact. Its proof is analogous to that of Theorem 1 and will not be given here.

Remark 3. *A non-work conserving policy can be constructed such that it will perform worse than LB policies, e.g., a policy that idles all servers. \square*

Theorem 2. *Consider a system of L queues served by K identical servers, under the assumptions described in Sections 1. A Least Balancing (LB) policy is dominated by any arbitrary work conserving policy when applied to this system, i.e.,*

$$f(\mathbf{X}^\pi(t)) \leq_{st} f(\mathbf{X}^{LB}(t)), \quad \forall t = 1, 2, \dots \quad (28)$$

for all $\pi \in \Pi^{WC}$ and all cost functions $f \in \mathcal{F}$.

An LB policy has no practical significance, since it maximizes the cost functions presented earlier. Intuitively, it should also worsen the system stability region and hence the system throughput. However, it is interesting to study the worst possible policy behavior and to measure its performance. The LB and MB policies provide lower and upper limits to the performance of any work conserving policy. The performance of any policy can be measured by the deviation of its behavior from that of the MB and LB policies.

7 Heuristic Implementation Algorithms For MB and LB Policies

In this section, we present two heuristic policies that approximate the behavior of the MB and LB policies respectively. We present an implementation algorithm for each one of them.

7.1 Approximate Implementation of MB Policies

We introduce the *Least Connected Server First/Longest Connected Queue* (LCSF/LCQ) policy, a low-overhead approximation of MB policy, with $O(L \times K)$ computational complexity. The policy is stationary and depends only on the current state $(\mathbf{X}(n), \mathbf{G}(n))$ during time slot n .

The LCSF/LCQ implementation during a given time slot is described as follows: The least connected server is identified and is allocated to its longest connected queue. The queue length is updated (i.e., decremented). We proceed accordingly to the next least connected server until all servers are assigned. In algorithmic terms, the LCSF/LCQ policy can be described/implemented as follows:

Let $\mathbb{Q}_j = \{i : i = 1, 2, \dots, L; g_{i,j}(t) = 1\}$ denote the set of queues that are connected to server j during time slot t ; we omit the dependence on t to simplify notation. Let $\mathbb{Q}_{[i]}$ be the i^{th} element in the sequence $(\mathbb{Q}_1, \dots, \mathbb{Q}_K)$, when ordered in ascending manner according to their size (set cardinality), i.e., $|\mathbb{Q}_{[l]}| \geq |\mathbb{Q}_{[m]}|$ if $l > m$. Ties are broken arbitrarily. Then under the LCSF/LCQ policy, the K servers are allocated according to the following algorithm:

Algorithm 1 (LCSF/LCQ Implementation).

1. *for* $t = 1, 2, \dots$ *do* $\left\{ \right.$
2. *Input:* $\mathbf{X}(t), \mathbf{G}(t)$. Calculate $\mathbf{Q}_{[l]}, l = 1, \dots, K$.
3. $\mathbf{X}' \leftarrow \mathbf{X}(t), \mathbf{Y} \leftarrow \mathbf{0}, \mathbf{Q} \leftarrow \mathbf{0}$
4. *for* $j = 1$ *to* K $\left\{ \right.$; *allocate servers sequentially*
5. $Q_{[j]} = \min \left(l : l \in \left\{ \operatorname{argmax}_{k: k \in \mathbf{Q}_{[j]}} (X'_k | X'_k > 0) \right\} \right)$
6. *for* $i = 1$ *to* L $\left\{ \right.$
7. $Y_i = Y_i + \mathbf{1}_{\{i=Q_{[j]}\}}$
8. $X'_i = X_i(t) - Y_i$ $\left. \right\}$
9. *Output:* $\mathbf{y}(t) \leftarrow \mathbf{Y}, \mathbf{q}(t) \leftarrow \mathbf{Q}$; *report outputs*
10. $\left. \right\}$; *End of Algorithm 1.*

Note that in line 5 of Algorithm 1, if the set $\mathbf{Q}_{[j]}$ is empty, then the argmax returns the empty set. In this case, the j^{th} order server will not be allocated (i.e., will be idle during time slot t). Algorithm 1 produces two outputs, when it is run at $t = n$: $\mathbf{y}(n)$ and $\mathbf{q}(n)$ as shown in line 9 of the algorithm. In accordance to the definition of a policy in Equation (6), the LCSF/LCQ policy can be formally defined as the sequence of time-independent mappings $u(\mathbf{x}(n), \mathbf{g}(n))$ that produce the withdrawal vector $\mathbf{y}(n)$ described in line 9 above.

Lemma 6. *LCSF/LCQ is not an MB policy.*

To prove lemma 6 we present the following counter example. Consider a system with $L = 4$ and $K = 7$. At time slot n the system has the following configuration:

The queue state at time slot n is $\mathbf{x}(n) = (5, 5, 5, 4)$. Servers 1 to 6 are connected to queues 1, 2 and 3 and server 7 is connected to queues 1 and 4 only.

Under this configuration, we can show that the LCSF/LCQ algorithm will result in $\hat{\mathbf{x}}(n) = (0, 2, 3, 3, 4)$ (where the first element represents the dummy queue that by assumption holds no real packets) and $\kappa_n(\text{LCSF/LCQ}) = 18$.

A policy π can be constructed that selects the feasible server allocation $\mathbf{q} = (1, 2, 3, 1, 2, 3, 4)$ which yields the state $\hat{\mathbf{x}}(n) = (0, 3, 3, 3, 3)$ and $\kappa_n(\pi) = 12 < \kappa_n(LCSF/LCQ)$. Therefore, LCSF/LCQ is not an MB policy.

The LCSF/LCQ policy is of particular interest for the following reasons: (a) It follows a particular server allocation ordering (LCSF) to their longest connected queues (LCQ) and thus it can be implemented using simple sequential server allocation with low computation complexity, (b) the selected server ordering (LCSF) and allocation (LCQ) intuitively attempt to reduce the size of the longest connected queue thus reducing the imbalance among queues, and, (c) as we will see in Section 8, the LCSF/LCQ performance is statistically indistinguishable from that of an MB policy (implying that the counterexamples similar to the one in Lemma 6 proof have low probability of occurrence under LCSF/LCQ system operation). Therefore, LCSF/LCQ can be proposed as an approximate heuristic for the implementation of MB policies.

7.2 Approximate Implementation of LB Policies

In this section, we present the MCSF/SCQ policy as a low complexity approximation of LB policies. We also provide an implementation algorithm for MCSF/SCQ using the same sequential server allocation principle that we used in Algorithm 1 above.

The *Most Connected Server First/Shortest Connected Queue* (MCSF/SCQ) policy is the server allocation policy that allocates each one of the K servers to its shortest connected queue (not counting the packets already scheduled for service) starting with the most connected server first. The MCSF/SCQ implementation algorithm is analogous to Algorithm 1 except for lines 4 and 5 which are described next:

Algorithm 2 (MCSF/SCQ Implementation).

1. *for* $t = 1, 2, \dots$ *do*
- \vdots
4. *for* $j = K$ *to* 1 ; *Servers in descending order*
5. $Q_{[j]} = \min \left(l : l \in \left\{ \underset{k: k \in Q_{[j]}}{\operatorname{argmin}}(X'_k | X'_k > 0) \right\} \right)$
- \vdots
10. ; *End of Algorithm 2.*

Comments analogous to the ones valid for Algorithm 1 are also valid for Algorithm 2.

8 Performance Evaluation and Simulation Results

We used simulation to study the performance of the system under the MB/LB policies and to compare against the system performance under several other policies. The metric we used in this study is $EQ \triangleq E(\sum_{i=1}^L X_i)$, the average of the total number of packets in the system.

We focused on two groups of simulations. In the first, we evaluate the system performance with respect to number of queues (L) and servers (K) as well as channel connectivity (Figures 3 to 7). Arrivals are assumed to be i.i.d. Bernoulli. In the second group (Figures 8(a) to 8(c)) we consider batch arrivals with random (uniformly distributed) burst size.

The policies used in this simulation are: LCSF/LCQ, as an approximation of an MB policy; MCSF/SCQ, as an approximation of an LB policy. An MB policy was implemented using full search, for the cases specified in this section, and its performance was indistinguishable from that of the LCSF/LCQ. Therefore, in the simulation graphs the MB and LCSF/LCQ are represented by the same curves. This statement is also true for LB and MCSF/SCQ policies performances. Other policies that were simulated include the randomized, Most Connected Server First/Longest Connected Queue (MCSF/LCQ), and Least Connected Server First/Shortest Connected Queue (LCSF/SCQ) policies. The randomized policy is the one that, at each time slot, allocates

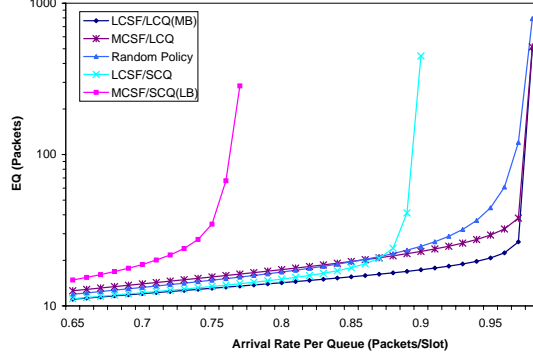


Figure 3: Average total queue occupancy, EQ , versus load under different policies, $L = 16, K = 16$ and $p = 0.2$.

each server randomly and with equal probability to one of its connected queues. The MCSF/LCQ policy differs from the LCSF/LCQ policies in the order that it allocates the servers. It uses the exact reverse order, starting the allocation with the most connected server and ending it with the least connected one. However, it resembles the LCSF/LCQ policies in that it allocates each server to its longest connected queue. The LCSF/SCQ policy allocates each server, starting from the one with the least number of connected queues, to its shortest connected queue. The difference from an LCSF/LCQ policy is obviously the allocation to the shortest connected queue. This policy will result in greatly unbalanced queues and hence a performance that is closer to the LB policies.

Figure 3 shows the average total queue occupancy versus arrival rate under the five different policies. The system in this simulation is a symmetrical system with 16 parallel queues ($L = 16$), 16 identical servers ($K = 16$) and i.i.d. Bernoulli queue-to-server (channel) connectivity with parameter $p = P[G_{i,j}(t) = 1] = 0.2$.

The curves in Figure 3 follow a shape that is initially almost flat and ends with a rapid increase. This abrupt increase happens at a point where the system becomes unstable. In this case, the queue lengths in the system will grow fast and the system becomes unstable. The graph shows that LCSF/LCQ, the MB policy approximation outperforms⁵ all other policies. It minimizes EQ and hence the queuing delay. We also noticed that it

⁵99% confidence intervals are very narrow and would affect the readability of the graphs. Therefore they are not included.

maximizes the system stability region and hence the system throughput as well. The MCSF/SCQ performed the worst. As expected, the performance of the other three policies lies within the performance of the MB and LB policies.

The MCSF/LCQ and LCSF/SCQ policies are variations of the MB and LB policies respectively. The performance of MCSF/LCQ policy is close to that of the MB policy. The difference in performance is due to the order of server allocation. On the other hand, the LCSF/SCQ policy shows a large performance improvement on that of the LB policy. This improvement is a result of the reordering of server allocations.

Figure 3 also shows that the randomized policy performs reasonably well. Moreover, its performance improves as the number of servers in the system decreases, as the next set of experiments shows.

8.1 The Effect of The Number of Servers

In this section, we study the effect of the number of servers on policy performance. Figure 4 ($K = 8$) and Figure 5 ($K = 4$) show EQ versus arrival rate per queue under the five policies, in a symmetrical system with $L = 16$ and $p = 0.2$. Comparing these two graphs to the one in Figure 3, we notice the following:

First, the performance advantage of the LCSF/LCQ (and hence of an MB policy) over the other policies increases as the number of servers in the system increases. The presence of more servers implies that the server allocation action space is larger. Selecting the optimal (i.e., MB) allocation, over any arbitrary policy, out of a large number of options will result in a better performance as compared to the case when the number of server allocation options is less.

Second, the stability region of the system becomes narrower when less servers are used. This is true because fewer resources (servers) are available to be allocated by the working policy in this case.

Finally, we notice that the MCSF/LCQ performs very close to the LCSF/LCQ policy in the case of $K = 4$. Apparently, when K is small, the order of server allocation does not have a big impact on the policy performance.

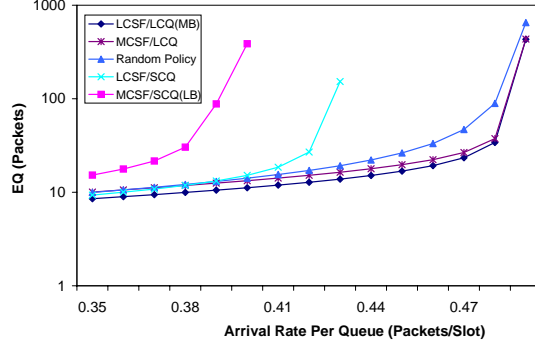


Figure 4: Average total queue occupancy, EQ , versus load, $L = 16, K = 8$ and $p = 0.2$.

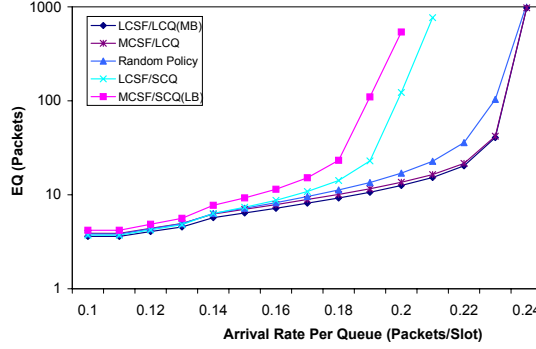


Figure 5: Average total queue occupancy, EQ , versus load, $L = 16, K = 4$ and $p = 0.2$.

8.2 The Effect of Channel Connectivity

In this section we investigate the effect of channel connectivity on the performance of the previously considered policies. Figures 6 and 7 show this effect for two choices of L and K . We observe the following:

First, we notice that for larger channel connection probabilities ($p \geq 0.9$), the effect of the policy behavior on the system performance becomes less significant. Therefore, the performance difference among the various policies is getting smaller. The LCSF/LCQ policy still has a small advantage over the rest of the policies, even though it is statistically difficult to distinguish. MCSF/SCQ continues to have the worst performance. As p increases, the probability that a server will end up connected to a group of empty queues

will be very small regardless of the policy in effect. In fact, when the servers have full connectivity to all queues (i.e., $p = 1.0$) we expect that any work conserving policy will minimize the total number of packets in a symmetrical homogeneous system of queues since, any (work-conserving) policy will be optimal in a system with full connectivity.

Second, from all graphs we observe that there is a maximum input load that results in a stable system operation (maximum stable throughput)⁶. An upper bound (for stable system operation) for the arrival rate per queue α is given by

$$\alpha < \frac{K}{L}(1 - (1 - p)^L), \quad (29)$$

i.e., the average number of packets entering the system (αL) must be less than the rate they are being served. When $p = 1.0$, the stability condition in Inequality (29) will be reduced to $\alpha L < K$, which makes intuitive sense in such a system.

Finally, we observe that the MCSF/LCQ policy performance is very close to that of LCSF/LCQ. However, its performance deteriorates in systems with higher number of servers and lower probabilities for queue-server connectivity. It is intuitive that with more servers available, the effect of the order of server allocations on the policy performance will increase. Since MCSF/LCQ differs from LCSF/LCQ only by the order of server allocation, therefore, more servers implies larger performance difference. Also, the lower the connectivity probability, the higher the probability that a server will end up with no connectivity to any non-empty queue, and hence be forced to idle.

8.3 Batch Arrivals With Random Batch Sizes

We studied the performance of the presented policies in the case of batch arrivals with uniformly distributed batch size, in the range $\{1, \dots, U\}$. Figure 8 shows EQ versus load for three cases with $U = 2, 5, 10$, and hence average batch sizes 1.5, 3, and 5.5. The LCSF/LCQ policy clearly dominates all the other policies. However, the performance of the other policies, including MCSF/SCQ (LB approximation) approaches that of the LCSF/LCQ pol-

⁶The last point in every curve corresponds to an overloaded system operating beyond its stability region. As a result the simulation is permanently in a “transient” state. Such points are shown in the presented graphs for illustrative purposes in order to show the trend of the queue size.

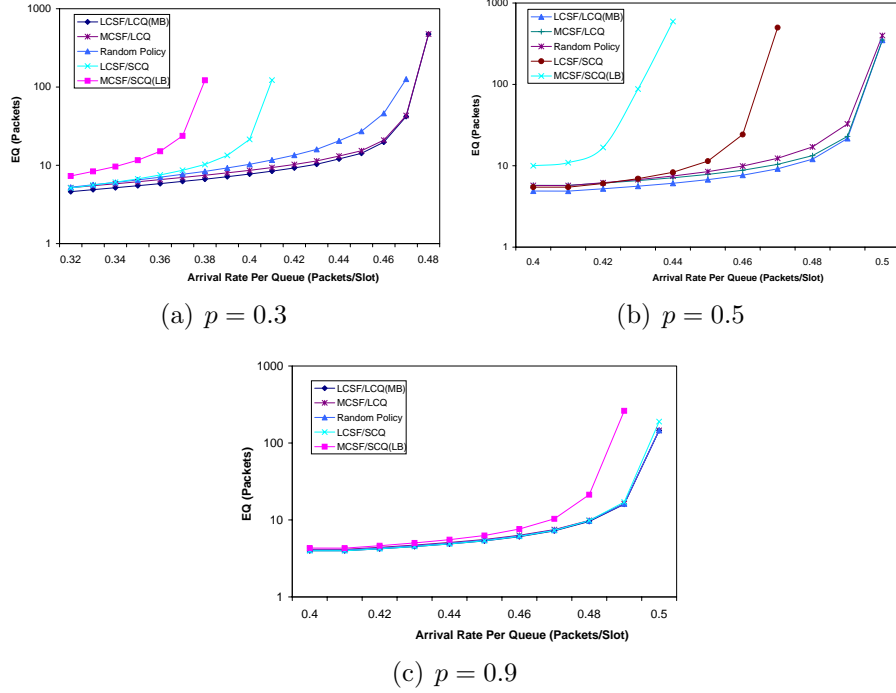


Figure 6: Average total queue occupancy, EQ , versus load under different policies, $L = 8$ and $K = 4$.

icity as the average batch size increases. The performance of all the policies deteriorates when the arrivals become burstier, i.e., the batch size increases.

9 Final Remarks

The model and the results presented in this article can be regarded as a generalization (with the obvious added complexity as well as utility of our model) of the models and results reported by [3], [6], and [7].

In [3], the authors investigated the optimal scheduling policy for a model of L parallel queues and one randomly connected server. This model is a special case of the model we presented in this article, i.e., when $K = 1$. Using stochastic dominance techniques, they proved that LCQ is optimal in that it minimizes the total number of packets in the system. In our work, we also use stochastic dominance techniques to prove the optimality of MB policies

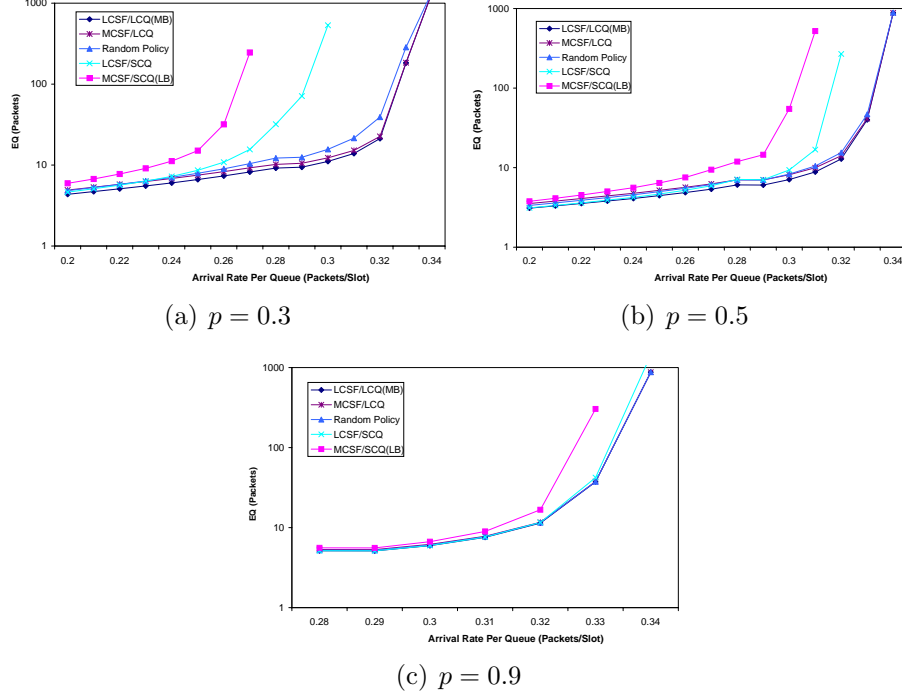


Figure 7: Average total queue occupancy, EQ , versus load under different policies, $L = 12$ and $K = 4$.

for a wide range of cost functions (cost functions that are monotone, non-decreasing with respect to the partial order \prec_p) including the total number of packets in the system. It can be easily shown that for the case of a single server (i.e., $K = 1$) the LCQ policy minimizes the imbalance index and therefore, LCQ belongs to the set of MB policies.

In [6], the authors investigated the optimal policy for a model of L parallel queues with a stack of K servers. Each queue is randomly connected to the entire server stack. Only one server can be allocated to a queue at any time slot. In contrast, our model assumes independent queue-server connectivity, i.e., a queue can be connected to a subset of the K servers and not connected to the rest at any given time slot. We also allow for multiple servers to be allocated (when connected) to any queue. Therefore, the model in [6] can also be considered as a special case of our model, i.e., by letting $g_{i,j}(t) = g_i(t), \forall i, j, t$ and by adding the feasibility constraint $y_i(t) \leq 1$. They

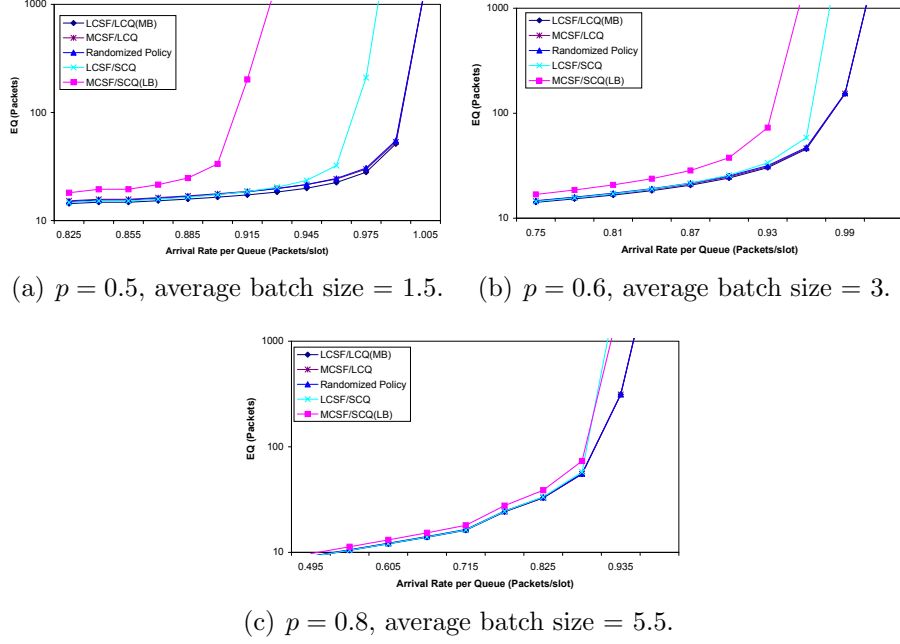


Figure 8: Average total queue occupancy, EQ , versus load, batch arrivals, $L = 16$ and $K = 16$.

proved that a policy that allocates the K servers to the K longest connected queues (LCQ) is optimal. Under the constraints above, this policy would also minimize the imbalance index among all feasible policies, i.e., this policy belongs to the set of MB policies.

In [7] the authors proved that, in a model of two parallel queues ($L = 2$) and multiple randomly connected servers, a MTLB (maximum throughput/load balancing) policy minimizes the expected total cost. They defined the cost as a class of functions of the queue lengths for the two queues in the system. In our work, we generalize the model in [7] as follows: (a) we extend the model to $L > 2$, (b) we optimize the cost function in the stochastic order sense which implies the expected total cost used in [7], and (c) we relax the supermodularity and convexity constraints that they enforced on the cost function, i.e., we prove our results for a larger set of cost functions that includes theirs.

The authors of [7] defined the MTLB policy as the one that minimizes the lexicographic order of the queue length vector while maximizing the in-

stantaneous throughput. We can show that MTLB policy belongs to the set of MB policies. To do that, we have to show that a policy which minimizes the lexicographic order: (a) also minimizes the imbalance index, i.e., it belong to the set of MB policies, and (b) is a work-conserving policy. A work-conserving policy minimizes the number of idling servers and hence, it maximizes instantaneous throughput (by the definition of instantaneous throughput). Lemma 7 states these results formally.

Lemma 7. *Given the state $(\mathbf{x}(n), \mathbf{g}(n))$ during time slot n . Let λ^* be a vector resulted from the feasible withdrawal vector $\mathbf{y}^*(n) \in \mathcal{Y}(\mathbf{x}(n), \mathbf{g}(n))$. Suppose that $\lambda^* \leq_{lex} \lambda$ for all feasible λ . Then: a) the vector λ^* achieves the minimum imbalance index among all feasible vectors, and b) A policy that selects $\mathbf{y}^*(n)$ is a work-conserving policy.*

Proof. a) Assume to the contrary that λ^* does not minimize the imbalance index. Then there must exist a $\mathbf{y}'(n) \in \mathcal{Y}(\mathbf{x}(n), \mathbf{g}(n))$, $\mathbf{y}'(n) \neq \mathbf{y}^*(n)$ such that the imbalance index of the vector λ' is strictly less than that of λ^* . This implies that a policy π^* that results in the withdrawal vector $\mathbf{y}^*(n)$, and therefore the vector λ^* , belongs to the set $\Pi_n^h \setminus \Pi_n$ for some $h > 0$, i.e., it does not have the MB property during time slot n . For any given state, a policy that minimizes the imbalance index must exist, ‘minimization on a finite set’. According to Lemma 4, h_{π^*} balancing interchanges (BIs are feasible interchanges) are required to make any policy in Π_n^h belongs to Π_n . Lemma D-1 shows that such balancing interchanges are feasible. Therefore, the following *balancing interchange* is both feasible and enhancing (it reduces the imbalance index):

$$\lambda' = \lambda^* - \mathbf{I}(l, s), \quad (30)$$

for any $l, s \in \{0, 1, \dots, L\}$ and $\lambda_s^* < \lambda_l^* - 1$.

In other words, we perform a feasible server reallocation from the s^{th} longest queue to the l^{th} longest queue in the system during time slot n . The resulted leftover vector λ' is related to the vector λ^* as follows:

$$\lambda'_l = \lambda_l^* - 1, \quad \lambda'_s = \lambda_s^* + 1, \quad \lambda'_i = \lambda_i^*, \quad \forall i \neq l, s. \quad (31)$$

Since $l < s$ by definition, then it is clear that $\lambda' \leq_{lex} \lambda^*$. This contradicts the initial assumption. Therefore, λ^* must have the minimum imbalance index.

b) A feasible interchange $\mathbf{y}'(n) = \mathbf{y}(n) + \mathbf{I}(f, 0)$ is a balancing one, since by definition of queue 0 and the interchange feasibility conditions, we have

$\hat{x}_f(n) > \hat{x}_0(n) + 1$. Queue 0 is permanently connected to all servers by assumption. According to Lemma B-1 this interchange will definitely reduce the imbalance index. Therefore, any policy that intentionally idles servers can always be improved (i.e., reduce its imbalance index) by using the balancing interchange $\mathbf{I}(f, 0)$ for some queue $f \in \{1, \dots, L\}$.

From part a) of this lemma, we showed that a policy that minimizes the lexicographic order will also minimize the imbalance index. We also showed that a policy that idles servers intentionally can not achieve the minimum imbalance index. Therefore, only a work-conserving policy can minimize the lexicographic order. \square

From the above, we conclude that the MTLB belongs to the class of MB policies.

10 Conclusion

In this work, we presented a model for dynamic packet scheduling in a multi-server systems with random connectivity. This model can be used to study packet scheduling in emerging wireless systems. We modeled such systems via symmetric queues with random server connectivities and Bernoulli arrivals. We introduced the class of Most Balancing policies. These policies distribute the service capacity between the connected queues in the system in an effort to “equalize” the queue occupancies. A theoretical proof of the optimality of MB policies using stochastic coupling arguments was presented. Optimality was defined as minimization, in stochastic ordering sense, of a range of cost functions of the queue lengths. The LCSF/LCQ policy was proposed as good, low-complexity approximation for MB policies.

A simulation study was conducted to study the performance of five different policies. The results verified that the MB approximation outperformed all other policies (even when the arrivals became bursty). However, the performance of all policies deteriorate as the mean burst size increases. Furthermore, we observed (through simulation) that the performance gain of the optimal policy over the other policies is reduced greatly in this case. Finally, we observed that a randomized policy can perform very close to the optimal one in several cases.

Appendix .1 Proof of Lemma 1

Proof. To prove part (a), assume that $\mathbf{D} = 0$; then, using Equation (10), we have:

$$\begin{aligned} \mathbf{y}(n) &= \mathbf{y}^{MB}(n) \\ \mathbf{x}(n) - \mathbf{y}(n) &= \mathbf{x}(n) - \mathbf{y}^{MB}(n) \\ \hat{\mathbf{x}}(n) &= \hat{\mathbf{x}}^{MB}(n) \end{aligned} \tag{A-1}$$

From Equations (A-1) and (7), we have that $\kappa_n(\pi) = \kappa_n(\pi^{MB})$ and thus π has the MB property during time slot n .

To prove part (b), assume that π has the MB property at time slot n . Therefore, $\kappa_n(\pi) = \kappa_n(\pi^{MB})$. From Lemma Appendix .2.1 this is only possible if either: (i) $\hat{\mathbf{x}}(n) = \hat{\mathbf{x}}^{MB}(n)$, or (ii) $\hat{\mathbf{x}}(n)$ is obtained by performing a balancing interchange between the pair of the l^{th} and the s^{th} longest queues ($l < s$) in $\hat{\mathbf{x}}^{MB}(n)$ such that $\hat{x}_{[l]}(n) = \hat{x}_{[s]}(n) + 1$, is satisfied; note that there may be multiple such queue pairs. The balancing interchange in case (ii) will affect the length of two queues only (call them i and j) such that $\hat{x}_i(n) = \hat{x}_i^{MB}(n) - 1$ and $\hat{x}_j(n) = \hat{x}_j^{MB}(n) + 1$, where $i = [l]$ and $j = [s]$ (for each given pair). Therefore,

$$\begin{aligned} y_i(n) &= x_i(n) - \hat{x}_i(n) = x_i(n) - (\hat{x}_i^{MB}(n) - 1) \\ &= y_i^{MB}(n) + 1, \end{aligned} \tag{A-2}$$

and,

$$\begin{aligned} y_j(n) &= x_j(n) - \hat{x}_j(n) = x_j(n) - (\hat{x}_j^{MB}(n) + 1) \\ &= y_j^{MB}(n) - 1, \end{aligned} \tag{A-3}$$

while withdrawals from the remaining queues will be the same, i.e.,

$$y_b(n) = y_b^{MB}(n), \forall b \neq i, j. \tag{A-4}$$

From Equations (A-2) through (A-4), we conclude that the vector \mathbf{D} has components that are 0, +1, or -1 only. \square

Appendix .2 Balancing Interchanges and the Imbalance Index

In this section, we present a lemma that quantifies the effect of performing a balancing interchange on the imbalance index $\kappa_n(\pi)$.

Lemma Appendix .2.1. Let \mathbf{x} and \mathbf{x}^* be two $L + 1$ -dimensional ordered vectors (in descending order); suppose that \mathbf{x}^* is obtained from \mathbf{x} by performing a balancing interchange $\mathbf{I}(l, s)$ between two components, l and s , of \mathbf{x} , where $x_l > x_s$, such that, $s > l$; $x_l > x_a, \forall a > l$ and $x_s < x_b, \forall b < s$. Then

$$\sum_{i'=1}^L \sum_{j'=i'+1}^{L+1} (x_{i'}^* - x_{j'}^*) = \sum_{i=1}^L \sum_{j=i+1}^{L+1} (x_i - x_j) - 2(s - l) \cdot \mathbb{1}_{\{x_l \geq x_s + 2\}} \quad (\text{A-5})$$

Proof. We generate the vector \mathbf{x}^* by performing a *balancing interchange* of two components, l and s (i.e., the l^{th} and the s^{th} largest components), in the vector \mathbf{x} and reorder the resulted vector in descending manner. The resulted vector \mathbf{x}^* is characterized by the following:

$$\begin{aligned} x_{l'}^* &= x_l - 1, & x_{s'}^* &= x_s + 1, & x_l &> x_s \\ x_k^* &= x_k, & \forall k &\neq l, s, l', s' \end{aligned} \quad (\text{A-6})$$

where l' (respectively s') is the new index (i.e., the order in the new vector \mathbf{x}^*) of component l (respectively s) in the original vector \mathbf{x} .

From Equation (A-6) we can identify $L - 2$ elements that have the same magnitude in the two vectors \mathbf{x} and \mathbf{x}^* . Therefore, the sum of differences between these $L - 2$ elements in both vectors will also be the same, i.e.,

$$\sum_{\substack{i'=1 \\ i' \notin \{l', s'\}}}^L \sum_{\substack{j'=i'+1 \\ j' \notin \{l', s'\}}}^{L+1} (x_{i'}^* - x_{j'}^*) = \sum_{\substack{i=1 \\ i \notin \{l, s\}}}^L \sum_{\substack{j=i+1 \\ j \notin \{l, s\}}}^{L+1} (x_i - x_j) \quad (\text{A-7})$$

We calculate the sums for the remaining terms (i.e., when at least one of the indices i, j belongs to $\{l, s\}$ and/or i', j' belongs to $\{l', s'\}$) next. We first assume that $x_l \geq x_s + 2$; in this case, we can easily show that $l' \leq s'$. Then, we have the following five, mutually exclusive, cases to consider:

1. When $i' = l', i = l, j' = s'$ and $j = s$. This case occurs only once, i.e., when decomposing the double sum in Equation (A-5) we can find only one term that satisfies this case. From Equation (A-6) we have

$$x_{l'}^* - x_{s'}^* = x_l - x_s - 2 \quad (\text{A-8})$$

2. When $i' = l', i = l, j' \neq s'$ and $j \neq s$. There are $L - l$ terms that satisfy this case. Analogous to case 1) we determined that

$$x_{l'}^* - x_{j'}^* = x_l - x_j - 1 \quad (\text{A-9})$$

3. When $i' \neq l', i \neq l, j' = s'$ and $j = s$. There are $s - 2$ terms that satisfy this case. In this case we can show that

$$x_{i'}^* - x_{s'}^* = x_i - x_s - 1 \quad (\text{A-10})$$

4. When $i' \neq l', s', i \neq l, s, j' = l'$ and $j = l$. There are $l - 1$ terms that satisfy this case. In this case we can show that

$$x_{i'}^* - x_{l'}^* = x_i - x_l + 1 \quad (\text{A-11})$$

5. When $i' = s', i = s, j' \neq l', s'$ and $j \neq l, s$. There are $L - s + 1$ terms that satisfy this case. In this case we have

$$x_{s'}^* - x_{j'}^* = x_s - x_j + 1 \quad (\text{A-12})$$

The above cases (i.e., Equations (A-7)-(A-12)) cover all the terms in Equation (A-5) when $x_l \geq x_s + 2$. Combining all these terms yields:

$$\begin{aligned} \sum_{i'=1}^L \sum_{j'=i'+1}^{L+1} (x_{i'}^* - x_{j'}^*) &= \sum_{i=1}^L \sum_{j=i+1}^{L+1} (x_i - x_j) \\ &\quad - 2 \cdot (1) - 1 \cdot (L - l) - 1 \cdot (s - 2) + 1 \cdot (l - 1) + 1 \cdot (L - s + 1) \\ &= \sum_{i=1}^L \sum_{j=i+1}^{L+1} (x_i - x_j) - 2(s - l) \end{aligned} \quad (\text{A-13})$$

Furthermore, if $x_l = x_s + 1$, then from Equation (A-6) it is clear that $x_{l'}^* = x_s$ and $x_{s'}^* = x_l$, i.e., the resulted vector is a permutation of the original one. Therefore, the sum of differences will be the same in both vectors and Equation (A-5) will be reduced to

$$\sum_{i'=1}^L \sum_{j'=i'+1}^{L+1} (x_{i'}^* - x_{j'}^*) = \sum_{i=1}^L \sum_{j=i+1}^{L+1} (x_i - x_j) \quad (\text{A-14})$$

Equation (A-5) follows from Equations (A-13) and (A-14). \square

Appendix .3 Proof of Lemma 3

We first introduce a few intermediate lemmas that describe properties of $\mathbf{I}(f, t)$ and \mathbf{D} .

Lemma Appendix .3.1. *The feasible interchange $\mathbf{I}(f, 0)$, $f > 0$ is a balancing interchange.*

Proof. By definition, $x_0(n) = 0$. Since $y_0(n) \geq 0$, therefore $\hat{x}_0(n) = x_0(n) - y_0(n) \leq 0$. According to the feasibility constraint (20), the interchange $\mathbf{I}(f, 0)$ is feasible only when $\hat{x}_f(n) \geq 1$. Therefore, $\hat{x}_f(n) \geq \hat{x}_0(n) + 1$, and it follows that $\mathbf{I}(f, 0)$ is a balancing interchange. \square

Lemma Appendix .3.2. *For a given policy $\pi \in \Pi_{n-1}$ and a time slot n ,*

$$\sum_{i=0}^L D_i \cdot \mathbb{1}_{\{D_i > 0\}} = - \sum_{j=0}^L D_j \cdot \mathbb{1}_{\{D_j < 0\}} \quad (\text{A-15})$$

i.e., the sum of all positive elements of \mathbf{D} equals the sum of all negative elements of \mathbf{D} . Moreover, $\sum_{i=0}^L |D_i|/2$ is an integer between 0 and K .

Proof. For any feasible withdrawal vector $\mathbf{y}(n)$, we have from Equation (4) that

$$\sum_{i=0}^L y_i(n) = K,$$

where K is the number of servers. From equation (10), we have then:

$$\begin{aligned} \sum_{i=0}^L D_i &= \sum_{i=0}^L y_i^{MB}(n) - \sum_{i=0}^L y_i(n) \\ &= K - K = 0, \end{aligned}$$

and Equation (A-15) follows. The last assertion of the lemma follows from

$$\begin{aligned} \sum_{i=0}^L |D_i| &= \sum_{i=0}^L D_i \cdot \mathbb{1}_{\{D_i > 0\}} - \sum_{j=0}^L D_j \cdot \mathbb{1}_{\{D_j < 0\}} \\ &= 2 \cdot \sum_{i=0}^L D_i \cdot \mathbb{1}_{\{D_i > 0\}} \end{aligned}$$

and

$$\begin{aligned}\sum_{i=0}^L |D_i| &= \sum_{i=0}^L |y_i^{MB}(n) - y_i(n)| \\ &\leq \sum_{i=0}^L |y_i^{MB}(n)| + \sum_{i=0}^L |y_i(n)| = 2K.\end{aligned}$$

□

Lemma Appendix .3.3. *Consider a given state $(\mathbf{x}(n), \mathbf{g}(n))$ during time slot n . Let $f, t \in \{0, 1, \dots, L\}$ be any two queues such that $\mathbf{I}(f, t)$ is feasible. A policy $\pi \in \Pi$ that results in $\hat{x}_t(n) \leq \hat{x}_f(n) - 2$ does not have the MB property at time n .*

Proof. The interchange $\mathbf{I}(f, t)$ is a balancing interchange by definition. Since $\hat{x}_t(n) \leq \hat{x}_f(n) - 2$, then the balancing interchange $\mathbf{I}(f, t)$ reduces the imbalance index by a factor of two according to Equation (23). Therefore, π does not achieve the minimum imbalance index during time slot n , q.e.d. □

Lemma Appendix .3.4. *Given the state $(\mathbf{x}(n), \mathbf{g}(n))$ and a feasible withdrawal vector $\mathbf{y}(n)$ then a withdrawal vector $\mathbf{y}'(n)$ that results from performing any sequence of feasible, single-server reallocations on $\mathbf{y}(n)$ is feasible.*

The proof of Lemma Appendix .3.4 is straightforward and therefore it is not included here.

Lemma Appendix .3.5. *Consider the state $(\mathbf{x}(n), \mathbf{g}(n))$ and any two feasible withdrawal vectors $\mathbf{y}(n)$ and $\mathbf{y}'(n)$. Then, starting from $\mathbf{y}(n)$, the vector $\mathbf{y}'(n)$ can be obtained by performing a sequence of feasible, single-server reallocations.*

Proof. To prove this lemma we construct one such sequence next.

Let $\mathbf{q}(n), \mathbf{q}'(n)$ denote two server allocations for the implementation of $\mathbf{y}(n), \mathbf{y}'(n)$ respectively. Then we can relate $\mathbf{y}(n)$ and $\mathbf{y}'(n)$ as follows:

$$\mathbf{y}'(n) = \mathbf{y}(n) + \sum_{k=1}^K \mathbf{I}(q'_k(n), q_k(n)) \quad (\text{A-16})$$

since we assume both $\mathbf{y}(n)$ and $\mathbf{y}'(n)$ to be feasible, server k must be connected to both queues $q_k(n)$ and $q'_k(n)$. Therefore, each interchange $\mathbf{I}(q'_k(n), q_k(n))$

is equivalent to a feasible, single-server reallocation. Note that $q_k(n) = q'_k(n)$ is possible, for some k , in which case $\mathbf{I}(q'_k(n), q_k(n)) = 0$. By construction, all the interchanges in the right hand side of Equation (A-16) are feasible. \square

We are now ready to prove Lemma 3 of Section 4.5.

Proof (Lemma 3). We consider the following three cases assuming $f \neq t$:

Case 1: $f = 0$. This case is not possible by contradiction. By assumption, $D_0 \geq +1$, which means that $y_0^{MB}(n) \geq y_0(n) + 1$. This case states that an MB policy idled at least one more server than π . Therefore, $\hat{x}_0^{MB}(n) \leq -1$. This makes queue 0 the shortest queue. Allocating the idled server to queue t , i.e., the interchange $\mathbf{I}(t, 0)$, is both feasible (since $\mathbf{y}(n)$ is feasible by assumption) and balancing (by Lemma Appendix .3.1). The interchange $\mathbf{I}(t, 0)$ will result in a withdrawal vector $\mathbf{y}'(n) = \mathbf{y}^{MB}(n) + \mathbf{I}(t, 0)$. Let s be the order of queue $f = 0$ when ordering the vector $\hat{\mathbf{x}}^{MB}(n)$ in a descending manner. Therefore, $s = L + 1$. Furthermore, in order for $\mathbf{I}(t, 0)$ to be feasible queue t must not be empty (according to feasibility constraint (20)) which implies that $\hat{x}_t^{MB}(n) \geq 1$ and the order of queue t is $l < s$. Therefore, $\hat{x}_f^{MB}(n) \leq \hat{x}_t^{MB}(n) - 2$ and the interchange $\mathbf{I}(t, 0)$ will reduce the imbalance index by $2(s - l)$ according to Equation (23). This implies that the new policy has a smaller imbalance index than an MB policy. This contradicts the fact that any MB policy minimizes the imbalance index.

Case 2: $t = 0$. When $t = 0$ then the interchange $\mathbf{I}(f, t)$ is the process of allocating an idled server to queue $f > 0$. This, according to Lemma Appendix .3.1, is a balancing interchange.

Case 3: $t, f > 0$. We will show that this case will also result in a balancing interchange. Let $\mathbf{y}(n)$ be the original withdrawal vector. Let $\mathbf{y}^*(n)$ be the withdrawal vector resulted from the feasible interchange $\mathbf{I}(f, t)$, i.e.,

$$\mathbf{y}^*(n) = \mathbf{y}(n) + \mathbf{I}(f, t)$$

Using the assumption $D_t \leq -1$ and Equation (16), we arrive at the following:

$$\begin{aligned} y_t^{MB}(n) - y_t(n) &\leq -1 \\ y_t^{MB}(n) &\leq y_t^*(n) = y_t(n) - 1 \end{aligned} \tag{A-17}$$

hence,

$$\begin{aligned} x_t(n) - y_t^{MB}(n) &\geq x_t(n) - y_t^*(n) = x_t(n) - (y_t(n) - 1) \\ \hat{x}_t^{MB}(n) &\geq \hat{x}_t^*(n) = \hat{x}_t(n) + 1, \quad t > 0 \end{aligned} \tag{A-18}$$

Similarly, using the assumption $D_f \geq +1$ and Equation (15), we have

$$\begin{aligned} y_f^{MB}(n) - y_f(n) &\geq +1 \\ y_f^{MB}(n) &\geq y_f^*(n) = y_f(n) + 1 \end{aligned} \quad (\text{A-19})$$

hence,

$$\begin{aligned} x_f(n) - y_f^{MB}(n) &\leq x_f(n) - y_f^*(n) = x_f(n) - (y_f(n) + 1) \\ \hat{x}_f^{MB}(n) &\leq \hat{x}_f^*(n) = \hat{x}_f(n) - 1, \quad f > 0 \end{aligned} \quad (\text{A-20})$$

To show that $\mathbf{I}(f, t)$ in this case is a balancing interchange, we have to show that $\hat{x}_f(n) \geq \hat{x}_t(n) + 1$. Suppose to the contrary that $\hat{x}_f(n) \leq \hat{x}_t(n)$; then, from Equations (A-18) and (A-20), we have

$$\begin{aligned} \hat{x}_f(n) &\leq \hat{x}_t(n) \\ \hat{x}_f^*(n) + 1 &\leq \hat{x}_t^*(n) - 1 \\ \hat{x}_f^*(n) &\leq \hat{x}_t^*(n) - 2 \end{aligned} \quad (\text{A-21})$$

From (A-18) and (A-20) we have,

$$\begin{aligned} \hat{x}_f^{MB}(n) &\leq \hat{x}_f^*(n) \leq \hat{x}_t^*(n) - 2 \leq \hat{x}_t^{MB}(n) - 2 \\ \hat{x}_f^{MB}(n) &\leq \hat{x}_t^{MB}(n) - 2 \end{aligned} \quad (\text{A-22})$$

The differences satisfy the inequalities $D_f \geq +1$ and $D_t \leq -1$ by assumption, i.e., there is at least one more (respectively one less) server allocated to queue f (respectively queue t) under the MB policy. Therefore, $y^*(n) = y^{MB}(n) + \mathbf{I}(t, f)$ is feasible and Inequality (A-22) is a contradiction according to Lemma Appendix .3.3. We must have that $\hat{x}_f(n) \geq \hat{x}_t(n) + 1$ and by definition the interchange $\mathbf{I}(f, t)$ is a balancing interchange. \square

Appendix .4 Proof of Lemma 4

We present the proof of Lemma 4 of Section 4.5 in this appendix. Lemma Appendix .4.1, stated below, guarantees the existence of a feasible interchange.

Lemma Appendix .4.1. *Consider a given state $(\mathbf{x}(n), \mathbf{g}(n))$ and a policy $\pi \in \Pi_{n-1}$ that selects a withdrawal vector $\mathbf{y}(n)$ during time slot n . Let F, T denote the (non-empty) sets of queues for which $D_f \geq +1$ and $D_t \leq -1$, respectively. Then, there exist at least two queues $f \in F$ and $t \in T$ such that the interchange $\mathbf{I}(f, t)$ is feasible.*

Proof. Let $\pi^* \in \Pi^{MB}$ be an MB policy that selects the withdrawal vector $\mathbf{y}^*(n)$ during time slot n . Let $\mathbf{D} = \mathbf{y}^*(n) - \mathbf{y}(n)$. Furthermore, let $\mathbf{q}^*(n)$ and $\mathbf{q}(n)$ be two implementations of $\mathbf{y}^*(n)$ and $\mathbf{y}(n)$ respectively. From Lemma Appendix .3.5 we have:

$$\mathbf{y}^*(n) = \mathbf{y}(n) + \sum_{k=1}^K \mathbf{I}(q_k^*(n), q_k(n)) \quad (\text{A-23})$$

The summation on the right-hand side of Equation (A-23) is composed of K terms, each of which represents a reallocation of a server k from queue $q_k(n)$ to queue $q_k^*(n)$. Such server reallocation can be formulated as an interchange $\mathbf{I}(q_k^*(n), q_k(n))$.

In the following, we will selectively use i out of the K terms of the summation in Equation (A-23) to construct a feasible interchange $\mathbf{I}(r_1, r_{i+1}) = \mathbf{I}(r_1, r_2) + \mathbf{I}(r_2, r_3) + \dots + \mathbf{I}(r_i, r_{i+1})$ for some $i \leq K$, with $r_1 \in F$ and $r_{i+1} \in T$. We will show that such a queue $r_{i+1}, i \leq K$ that belongs to T does exist and the interchange $\mathbf{I}(r_1, r_{i+1})$ is feasible.

Let $r_1 \in F, r_1 \in \{1, 2, \dots, L\}$ then using Equation (A-23) we can write

$$y_{r_1}^*(n) = y_{r_1}(n) + \sum_{k=1}^K (\mathbb{1}_{\{q_k^*(n)=r_1\}} - \mathbb{1}_{\{q_k(n)=r_1\}}) \quad (\text{A-24})$$

Since $r_1 \in F$ by our assumption, then we have $D_{r_1} \geq 1$ and

$$y_{r_1}^*(n) - y_{r_1}(n) \geq 1. \quad (\text{A-25})$$

From Equations (A-24) and (A-25) we conclude

$$\sum_{k=1}^K \mathbb{1}_{\{q_k^*(n)=r_1\}} \geq \sum_{k=1}^K \mathbb{1}_{\{q_k(n)=r_1\}} + 1 \quad (\text{A-26})$$

In words, there is at least one more server allocated to queue r_1 under π^* than the servers allocated to queue r_1 under π . Let k_1 be one such server. From (A-26) we conclude that one of the K terms in Equation (A-23) must be $\mathbf{I}(q_{k_1}^*(n), q_{k_1}(n))$ such that $q_{k_1}^*(n) = r_1, q_{k_1}(n) = r_2, k_1 \in \{1, 2, \dots, K\}$. In other words, a server k_1 and two queues $r_1 = q_{k_1}^*(n)$ and $r_2 = q_{k_1}(n)$ must exist such that the interchange $\mathbf{I}(r_1, r_2)$ is feasible.

The feasibility of $\mathbf{I}(r_1, r_2)$ stems from the fact that server k_1 is allocated to queues r_1 and r_2 under two different policies, namely π^* and π . This is possible only if

$$g_{r_1, k_1}(n) = g_{r_2, k_1}(n) = 1 \quad (\text{A-27})$$

Furthermore, using Equation (A-25) we can write

$$\begin{aligned} y_{r_1}^*(n) &\geq y_{r_1}(n) + 1 \\ \text{or } x_{r_1}(n) - y_{r_1}^*(n) &\leq x_{r_1}(n) - y_{r_1}(n) - 1 \\ \text{hence, } 0 \leq \hat{x}_{r_1}^*(n) &\leq \hat{x}_{r_1}(n) - 1 \end{aligned} \quad (\text{A-28})$$

From Equation (A-28) we conclude

$$\hat{x}_{r_1}(n) \geq 1 \quad (\text{A-29})$$

Equations (A-27) and (A-29) are sufficient for the feasibility of the interchange $\mathbf{y}(n) + \mathbf{I}(r_1, r_2)$.

Consider queue r_2 above. One of the following two cases may apply:

Case (1) $r_2 \in T$: The proof of the lemma in this case is completed by letting $f = r_1$ and $t = r_2$. The resulted interchange $\mathbf{I}(f, t)$, $f \in F, t \in T$ is feasible by construction and the lemma follows.

Case (2) $r_2 \notin T$: Define $\mathbf{y}^1(n)$ as follows:

$$\mathbf{y}^1(n) = \mathbf{y}(n) + \mathbf{I}(r_1, r_2) \quad (\text{A-30})$$

Using Lemma Appendix .3.4 we conclude that $\mathbf{y}^1(n)$ is a feasible withdrawal vector. From Equations (A-30) and (13) we can write

$$y_{r_2}^1(n) = y_{r_2}(n) - 1 \quad (\text{A-31})$$

From Equation (A-31) and since $r_2 \notin T$ we conclude

$$y_{r_2}^*(n) \geq y_{r_2}(n) \geq y_{r_2}^1(n) + 1 \quad (\text{A-32})$$

Therefore, one of the terms of the summation in Equation (A-23) must be a server reallocation of some server k_2 from queue $r_3 = q_{k_2}(n)$ to queue $r_2 = q_{k_2}^*(n)$, i.e., the interchange $\mathbf{I}(r_2, r_3)$ is a feasible, single-server reallocation. It follows that $\mathbf{y}^2(n)$ is feasible, where

$$\begin{aligned} \mathbf{y}^2(n) &= \mathbf{y}^1(n) + \mathbf{I}(r_2, r_3) \\ &= \mathbf{y}(n) + \mathbf{I}(r_1, r_2) + \mathbf{I}(r_2, r_3) \\ &= \mathbf{y}(n) + \mathbf{I}(r_1, r_3) \end{aligned} \quad (\text{A-33})$$

If $r_3 \in T$ then we complete the proof using the argument in case (1) above. Otherwise, we repeat the argument in case (2) again.

Repeating the previous argument i times, $1 \leq i \leq K$, we arrive at the following relationship:

$$\mathbf{y}^i(n) = \mathbf{y}(n) + \sum_{j=1}^i \mathbf{I}(r_j, r_{j+1}), \quad (\text{A-34})$$

where by construction, each one of the i terms in Equation (A-34) above corresponds uniquely to one of the terms of the summation in Equation (A-23). For every i we check to see whether $r_{i+1} \in T$ (in which case the lemma is proved) or not. If not then we have

$$y_{r_{i+1}}^*(n) \geq y_{r_{i+1}}(n) \geq y_{r_{i+1}}^i(n) + 1 \quad (\text{A-35})$$

Repeating the argument K times (one for each term of the summation in Equation (A-23)) we will show that a queue $r_{i+1} \in T$, where $\mathbf{I}(r_i, r_{i+1})$ is one of the terms in Equation (A-23), must exist.

In order to do that, we assume to the contrary that $r_{i+1} \notin T, \forall i = 1, 2, \dots, K$. The K^{th} (last) server reallocation $\mathbf{I}(r_K, r_{K+1}), r_K = q_{k_K}^*(n), r_{K+1} = q_{k_K}(n)$ will result in the withdrawal vector $\mathbf{y}^K(n)$, such that,

$$\mathbf{y}^K(n) = \mathbf{y}(n) + \sum_{j=1}^K \mathbf{I}(r_j, r_{j+1}) \quad (\text{A-36})$$

Since there is one-to-one correspondence between the summation terms in Equation (A-36) and those in Equation (A-23) by construction, then we can write

$$\mathbf{y}^K(n) = \mathbf{y}(n) + \sum_{k=1}^K \mathbf{I}(q_k^*(n), q_k(n)) \quad (\text{A-37})$$

hence $\mathbf{y}^K(n) = \mathbf{y}^*(n)$. However, since $r_{K+1} \notin T$ then

$$y_{r_{K+1}}^*(n) \geq y_{r_{K+1}}(n) \geq y_{r_{K+1}}^K(n) + 1 \quad (\text{A-38})$$

have a contradiction. We conclude that there must exist a queue $r_{i+1} \in T$ such that server k_i reallocation $\mathbf{I}(r_i, r_{i+1}), r_i = q_{k_i}^*(n), r_{i+1} = q_{k_i}(n)$ is feasible. Let $f = r_1$ and $t = r_{i+1}$. It follows that the interchange $\mathbf{I}(f, t) = \mathbf{I}(r_1, r_{i+1})$ is feasible and the lemma follows. \square

Proof for Lemma 4. From its definition and Lemma Appendix .3.2, $h_\pi = \sum_{i=0}^L |D_i|/2$ is an integer between 0 and K . If $h_\pi = 0$, then π has the MB property during time slot n according to Lemma 1.

So, suppose that $h_\pi > 0$. From Equation A-15, we can pair queues f_i and t_i , $1 \leq i \leq h_\pi$, such that for every i , $D_{f_i} \geq +1$ and $D_{t_i} \leq -1$. From Lemmas Appendix .4.1 and 3, the interchange $\mathbf{I}(f_i, t_i)$ is feasible and balancing.

Since we have h_π such pairs of queues, then applying the h_π balancing interchanges $\mathbf{I}(f_i, t_i)$ described by Lemma 3 to policy π will result in a policy π^* for which $\mathbf{D}^* = 0$, i.e., $\mathbf{y}^*(n) = \mathbf{y}^{MB}(n)$. Hence the resulting policy $\pi^* \in \Pi_n$. □

Appendix .5 Coupling Method and the Proof of Lemma 5

Appendix .5.1 The Coupling Method

If we want to compare probability measures on a measurable space, it is often possible to construct random elements [1], with these measures as their distributions, on a common probability space, such that the comparison can be carried out in terms of these random elements rather than the probability measures. The term *stochastic coupling* (or coupling) is often used to refer to any such construction. In the notation of [1], a formal definition of coupling of two probability measures on the measurable space (E, \mathcal{E}) (the state space, e.g., $E = \mathcal{R}, \mathcal{R}^d, \mathcal{Z}_+, \text{etc.}$) is given below; further details regarding coupling method and its application can be found in [1].

A random element in (E, \mathcal{E}) is a quadruple $(\Omega, \mathcal{F}, \mathbf{P}, X)$, where $(\Omega, \mathcal{F}, \mathbf{P})$ is the sample space and X is the class of measurable mappings from Ω to E (X is an E -valued random variable, s.t. $X^{-1}(B) \in \mathcal{F}$ for all $B \in \mathcal{E}$).

Definition: A coupling of the two random elements $(\Omega, \mathcal{F}, \mathbf{P}, \mathbf{X})$ and $(\Omega', \mathcal{F}', \mathbf{P}', \mathbf{X}')$ in (E, \mathcal{E}) is a random element $(\hat{\Omega}, \hat{\mathcal{F}}, \hat{\mathbf{P}}, (\hat{\mathbf{X}}, \hat{\mathbf{X}}'))$ in (E^2, \mathcal{E}^2) such that

$$\mathbf{X} \stackrel{\mathcal{D}}{=} \hat{\mathbf{X}} \quad \text{and} \quad \mathbf{X}' \stackrel{\mathcal{D}}{=} \hat{\mathbf{X}}', \quad (\text{A-39})$$

where $\stackrel{\mathcal{D}}{=}$ denotes 'equal in distribution'.

Remark 4. The above definition makes no assumption about the distribution of the collection of random variables \mathbf{X} ; for example, \mathbf{X} may be a sequence of non-i.i.d. random variables. □

In the area of optimal control of queues, coupling arguments have been used extensively to prove characteristics of the optimal policies for many queuing systems, c.f. [19], [20], [3], [6] and many others.

We apply the coupling method to our proof as follows: Let ω and π be a given sample path of the system state process and scheduling policy. The values of the sequences $\{X(n)\}$ and $\{Y(n)\}$ can be completely determined by ω and π . We denote the ensemble of all random variables as system S . A new sample path, $\tilde{\omega}$ and a new policy $\tilde{\pi}$ are constructed as we specify in the proof. We denote the ensemble of all random variables (in the new construction) as system \tilde{S} . Then, in the coupling definition, $\hat{\omega} = (\omega, \tilde{\omega})$ and the “coupled” processes of interest in Equation (A-39) will be the queue sizes $\hat{\mathbf{X}} = \{X(n)\}$ and $\hat{\mathbf{X}}' = \{\tilde{X}(n)\}$.

We define ω as the sequence of sample values of the random variables $(\mathbf{X}(1), \mathbf{G}(1), \mathbf{Z}(1), \mathbf{G}(2), \mathbf{Z}(2), \dots)$, i.e., $\omega \equiv (\mathbf{x}(1), \mathbf{g}(1), \mathbf{z}(1), \mathbf{g}(2), \mathbf{z}(2), \dots)$. The sample path $\tilde{\omega} \equiv (\tilde{\mathbf{x}}(1), \tilde{\mathbf{g}}(1), \tilde{\mathbf{z}}(1), \tilde{\mathbf{g}}(2), \tilde{\mathbf{z}}(2), \dots)$ is constructed such that (a) $\tilde{\mathbf{x}}(1) = \mathbf{x}(1)$, (b) $\tilde{\mathbf{g}}(n)$ is the same as $\mathbf{g}(n)$, except for two elements that are exchanged, (c) $\tilde{\mathbf{z}}(n)$ is the same as $\mathbf{z}(n)$, except for two elements that are exchanged. The selection of the appropriate elements that are exchanged is detailed in the proof that follows⁷.

The new policy $\tilde{\pi}$ is constructed (by showing how $\tilde{\pi}$ chooses the withdrawal vector $\tilde{\mathbf{y}}(\cdot)$) as detailed in the proof. Then using Equation (1), the new states $\mathbf{x}(\cdot)$, $\tilde{\mathbf{x}}(\cdot)$ are determined under π and $\tilde{\pi}$. The goal is to prove that the relation

$$\tilde{\mathbf{x}}(t) \prec_p \mathbf{x}(t) \tag{A-40}$$

is satisfied at all times t . Towards this end, the preferred order (introduced in Section 5.1) can be described by the following property:

Property 1: $\tilde{\mathbf{x}}$ is preferred over \mathbf{x} ($\tilde{\mathbf{x}} \prec_p \mathbf{x}$) if and only if one of the statements R1, R2 or R3 (that we introduced in Section 5.1) holds. We restate these statements here for the sake of presentation:

(R1) $\tilde{\mathbf{x}} \leq \mathbf{x}$: the two vectors are component-wise ordered;

(R2) $\tilde{\mathbf{x}}$ is a two-component permutation of \mathbf{x} as described in Section 5.1.

⁷In the system we are studying, $\{\tilde{\mathbf{G}}(n), \tilde{\mathbf{Z}}(n)\}$ has the same distribution as $\{\mathbf{G}(n), \mathbf{Z}(n)\}$, since the distributions of $\mathbf{G}(n)$ as well as $\mathbf{Z}(n)$ are i.i.d. and will not change when their elements are reordered. The mappings from $\mathbf{G}(n)$ to $\tilde{\mathbf{G}}(n)$ and from $\mathbf{Z}(n)$ to $\tilde{\mathbf{Z}}(n)$ are one-to-one.

(R3) $\tilde{\mathbf{x}}$ is obtained from \mathbf{x} by performing a “balancing interchange” as described in Section 5.1.

Appendix .5.2 Proof of Lemma 5 of Section 5

Proof. Fix an arbitrary policy $\pi \in \Pi_\tau^h$ and a sample path $\omega = (\mathbf{x}(1), \mathbf{g}(1), \mathbf{z}(1), \dots)$, where $\mathbf{x}(\cdot)$, $\mathbf{g}(\cdot)$ and $\mathbf{z}(\cdot)$ are sample values of the random variables $\mathbf{X}(\cdot)$, $\mathbf{G}(\cdot)$ and $\mathbf{Z}(\cdot)$. Let $\pi^* \in \Pi^{MB}$ be an MB policy that works on the same system. The policy π^* chooses a withdrawal vector $y^*(t), \forall t$.

The proof has two parts; Part 1 provides constructions for $\tilde{\omega}$ and $\tilde{\pi}$ (as defined by Lemma 5 statement) for times up to $t = \tau$. Part 2 does the same for $t > \tau$.

Part 1: For the construction of $\tilde{\omega}$, we let the arrivals and channel states be the same in both systems at all time slots before τ , i.e., $\tilde{\mathbf{z}}(t) = \mathbf{z}(t)$ and $\tilde{\mathbf{g}}(t) = \mathbf{g}(t)$ for all $t < \tau$. We construct $\tilde{\pi}$ such that it chooses the same withdrawal vector as π , i.e., we set $\tilde{\mathbf{y}}(t) = \mathbf{y}(t)$ for all $t < \tau$. In this case, at $t = \tau$, the resulting queue sizes are equal, i.e., $\tilde{\mathbf{x}}(\tau) = \mathbf{x}(\tau)$. In the remainder of Part 1, we will construct the policy $\tilde{\pi}$ at time slot τ such that: (a) $\tilde{\pi} \in \Pi_\tau^{h-1}$, i.e., $\tilde{\pi}$ is closer to $\pi^* \in \Pi^{MB}$ than π , and (b) the resulting queue length under $\tilde{\pi}$ is preferred over that under the original policy π , i.e., $\tilde{\mathbf{x}}(\tau+1) \prec_p \mathbf{x}(\tau+1)$. Condition (b) is necessary for proving the second part of the lemma, i.e., the domination of policy $\tilde{\pi}$ over π , a result that will be shown in Part 2 of this proof.

At time slot τ , let $\tilde{\omega}$ have the same channel connectivities and arrivals as ω , i.e., let $\tilde{\mathbf{g}}(\tau) = \mathbf{g}(\tau)$ and $\tilde{\mathbf{z}}(\tau) = \mathbf{z}(\tau)$. Furthermore, let $\mathbf{D} = \mathbf{y}^*(\tau) - \mathbf{y}(\tau)$. Recall that $h = \sum_{i=0}^L |D_i|/2$. Then one of the following two cases may apply:

1- During time slot $t = \tau$, the original policy π differs from π^* , the MB policy, by *strictly* less than h balancing interchanges. Then $\pi \in \Pi_\tau^{h-1}$ as well, so we set $\tilde{\mathbf{y}}(\tau) = \mathbf{y}(\tau)$. In this case, the resulting queue sizes $\tilde{\mathbf{x}}(\tau+1), \mathbf{x}(\tau+1)$ will be equal, property (R1) holds true and (A-40) is satisfied at $t = \tau + 1$.

2- During time slot $t = \tau$, π differs from the MB policy π^* by *exactly* h balancing interchanges. Since $\pi \in \Pi_\tau^h$ and $h > 0$ and following Lemma 4, we can identify two queues l and s such that: (a) $D_l \geq 1$, (b) $D_s \leq -1$, and (c) $\mathbf{I}(l, s)$ is feasible.

The construction of $\tilde{\pi}$ is completed in this case by performing the interchange $\mathbf{I}(l, s)$, i.e.,

$$\tilde{\mathbf{y}}(\tau) = \mathbf{y}(\tau) + \mathbf{I}(l, s), \quad (\text{A-41})$$

or equivalently,

$$\tilde{\mathbf{x}}(\tau) = \mathbf{x}(\tau) - \mathbf{I}(l, s) \quad (\text{A-42})$$

According to Lemma 3, this interchange is balancing. To complete the construction of $\tilde{\omega}$, we examine the arrivals under ω during time slot τ . We set $\tilde{z}_i(\tau) = z_i(\tau), \forall i \neq l, s$. For queues l and s , we do the following: (i) if $x_l(\tau) = x_s(\tau) + 1$ and $z_s(\tau) > z_l(\tau)$ then we swap the arrivals for queues l and s , i.e., we let $\tilde{z}_l(\tau) = z_s(\tau)$ and $\tilde{z}_s(\tau) = z_l(\tau)$, (ii) otherwise, let $\tilde{z}_l(\tau) = z_l(\tau)$ and $\tilde{z}_s(\tau) = z_s(\tau)$. The queue lengths at the beginning of time slot $(\tau + 1)$ under the two policies satisfy property (R1) in case (i) and (R3) otherwise. In either case, (A-40) is satisfied at $t = \tau + 1$.

Starting from a preferred state at $t = \tau + 1$, we will show next, in Part 2 of the proof, that a feasible control at time slot $t > \tau$, such that the constructed policy $\tilde{\pi}$ dominates the original one π , will always exist. We do that by showing one such construction.

Part 2: In this part of the proof, we construct $\tilde{\omega}, \tilde{\pi}$ for times $t > \tau$, such that the preferred order $\tilde{\mathbf{x}}(t) \prec_p \mathbf{x}(t)$ is valid for all $t > \tau$. This will insure $\tilde{\pi}$ domination over π . We will use induction to complete our proof. We assume that $\tilde{\pi}$ and $\tilde{\omega}$ are defined up to time $n - 1$ and that $\tilde{\mathbf{x}}(n) \prec_p \mathbf{x}(n)$. We will prove that at time slot n , $\tilde{\pi}$ can be constructed so that $\tilde{\mathbf{x}}(n+1) \prec_p \mathbf{x}(n+1)$. Thus, we have to show that either R1, R2 or R3 holds at time slot $n + 1$.

The following three cases, corresponding to properties (R1), (R2) and (R3) are considered next.

Case (1) $\tilde{\mathbf{x}}(n) \leq \mathbf{x}(n)$. The construction of $\tilde{\omega}$ is straightforward in this case. We set $\tilde{\mathbf{z}}(n) = \mathbf{z}(n)$ and $\tilde{\mathbf{g}}(n) = \mathbf{g}(n)$. We construct $\tilde{\pi}$ such that $\tilde{\mathbf{y}}(n) = \mathbf{y}(n)$. In this case, its obvious that $\tilde{\mathbf{x}}(n+1) \leq \mathbf{x}(n+1)$ and (A-40) holds at $t = n + 1$.

Case (2) $\tilde{\mathbf{x}}(n)$ is a permutation of $\mathbf{x}(n)$, such that $\tilde{\mathbf{x}}(n)$ can be obtained from $\mathbf{x}(n)$ by permuting components i and j (as described in property R2 of the preferred order). For the construction of $\tilde{\omega}$, we set $\tilde{g}_{i,c}(n) = g_{j,c}(n)$ and $\tilde{g}_{j,c}(n) = g_{i,c}(n)$, for all $c = 1, 2, \dots, K$; $\tilde{z}_i(n) = z_j(n)$ and $\tilde{z}_j(n) = z_i(n)$ (refer to footnote 7 or [6]); the connectivities and arrivals for each one of the remaining queues are the same as in ω . We construct $\tilde{\pi}$ such that $\tilde{y}_i(n) = y_j(n)$, $\tilde{y}_j(n) = y_i(n)$ and $\tilde{y}_m(n) = y_m(n)$ for all $m \neq i, j$. As a result, $\tilde{\mathbf{x}}(n+1)$ and $\mathbf{x}(n+1)$ satisfy property (R2) and (A-40) is satisfied at $t = n + 1$.

Case (3) $\tilde{\mathbf{x}}(n)$ is obtained from $\mathbf{x}(n)$ by performing a balancing interchange for queues i and j as defined in property (R3). In this case $x_i(n) \geq x_j(n) + 1$, by the definition in (R3)⁸. There are three cases to consider:

(3.a) $x_i(n) = x_j(n) + 1$. Therefore, $\tilde{x}_i(n) = x_j(n)$ and $\tilde{x}_j(n) = x_i(n)$, i.e., the vectors $\mathbf{x}(n)$ and $\tilde{\mathbf{x}}(n)$ have components i and j permuted and all other components are the same. This case corresponds to case (2) above.

(3.b) $x_i(n) > x_j(n) + 1$ and $y_i(n) \leq y_j(n)$. We construct $\tilde{\omega}$ as in case (1) above, and we let $\tilde{y}_m(n) = y_m(n), \forall m \neq j$. Note that it is not feasible for policy π to empty queue i in this case. Depending on whether π empties queue j or not at $t = n$, the construction of $\tilde{\pi}$ will follow one of the following two cases:

(i) $y_j(n) < x_j(n)$, i.e., π *does not empty queue j at $t = n$* , then let $\tilde{y}_j(n) = y_j(n)$ (i.e., $\tilde{\pi}$ is identical to π at $t = n$). In this case, property (R3) will be preserved regardless of the arrivals pattern⁹, hence (A-40) is satisfied at $t = n + 1$.

(ii) $y_j(n) = x_j(n)$, i.e., π *empties queue j at $t = n$* . Then if under policy π all the servers connected to queue j are allocated, then let $\tilde{y}_j(n) = y_j(n)$. As in case (i) above, property (R3) holds and (A-40) satisfied at $t = n + 1$.

In the event that π empties queue j without exhausting all the servers connected to queue j , then $\tilde{\pi}$ will be constructed such that one of these idling servers is allocated to queue j , i.e., $\tilde{y}_j(n) = y_j(n) + 1$, so that $\tilde{\pi}$ preserves the work conservation property at $t = n$. Since $\tilde{x}_j(n) = x_j(n) + 1$ by property (R3) and $\tilde{z}_j(n) = z_j(n)$ by construction, then we have

$$\tilde{x}_j(n + 1) = x_j(n + 1) = z_j(n)$$

Since $\tilde{x}_i(n) = x_i(n) - 1$ by property (R3), $\tilde{z}_i(n) = z_i(n)$ and $\tilde{y}_i(n) = y_i(n)$ by construction, we have

$$\tilde{x}_i(n + 1) = x_i(n + 1) - 1$$

The rest of the queues will have the same lengths in both systems at $t = n + 1$. Therefore, (R1) holds with strict inequality and (A-40) is satisfied at $t = n + 1$. This case shows that a “more” balancing policy results in a strict enhancement of the original policy.

Cases (i) and (ii) are the only possible ones, since π cannot allocate more servers to queue j than its length.

⁸By definition, we have $x_i(n) > x_j(n)$, $\tilde{x}_i(n) = x_i(n) - 1$ and $\tilde{x}_j(n) = x_j(n) + 1$.

⁹Note that if $x_i = x_j + 1$ then property (R2) is a special case of (R3).

(3.c) $x_i(n) > x_j(n) + 1$ and $y_i(n) > y_j(n)$. We consider the following two cases:

(i) $y_i(n) = x_i(n)$, i.e., π empties queue i at $t = n$. To construct $\tilde{\omega}$ for this case, we set $\tilde{\mathbf{z}}(n) = \mathbf{z}(n)$, $\tilde{g}_{m,c}(n) = g_{m,c}(n)$ for all $m \neq i, j$, and for all c . For queues i and j we do the following:

Let server r be a server that is connected to queue i at time slot n such that $q_r(n) = i$ (i.e., server r is allocated to queue i by policy π at $t = n$). Now, we switch the connectivity of server r to queue i and that of server r to queue j , i.e., we set $\tilde{g}_{j,r}(n) = g_{i,r}(n)$ and $\tilde{g}_{i,r}(n) = g_{j,r}(n)$ (refer to footnote 7 or [6]). The rest of the servers will have the same connectivities to queues i and j under both policies, i.e., we set $\tilde{g}_{i,c}(n) = g_{i,c}(n)$ and $\tilde{g}_{j,c}(n) = g_{j,c}(n)$ for all $c \neq r$.

We construct $\tilde{\pi}$ such that $\tilde{q}_r(n) = j$ and $\tilde{q}_c(n) = q_c(n)$, $\forall c \neq r$. This means that $\tilde{\pi}$ differs from π , at $t = n$, by one server allocation (server r) that is allocated to queue j (under $\tilde{\pi}$) rather than queue i (under π). From equation (2), we can easily calculate that the resulting queue lengths at $t = n + 1$ (for any arrivals pattern) will be:

$$\tilde{x}_m(n + 1) = x_m(n + 1), \quad \forall m.$$

It follows that property (R1) is satisfied and therefore (A-40) is satisfied at $t = n + 1$.

(ii) $y_i(n) < x_i(n)$, i.e., π does not empty queue i at $t = n$. Then consider the following:

If π does not empty queue j at $t = n$ or if π empties queue j and in the process it exhausts all servers connected to queue j , i.e., π does not idle any server connected to queue j , then we construct $\tilde{\omega}$ and $\tilde{\pi}$ similar to case (3.c(i)) above and the same conclusion holds.

If on the other hand, π empties queue j without exhausting all its connected servers and therefore π is forced to idle some of the servers connected to queue j , then let r' be one such server. We set $\tilde{\mathbf{z}}(n) = \mathbf{z}(n)$, $\tilde{\mathbf{g}}(n) = \mathbf{g}(n)$. We construct $\tilde{\pi}$ such that $\tilde{y}_j(n) = y_j(n) + 1$, by allocating server r' to queue j under $\tilde{\pi}$, i.e., we set $\tilde{q}_{r'}(n) = j$. This is feasible since $\tilde{x}_j(n) = x_j(n) + 1$ by property (R3). We also have $\tilde{x}_i(n) = x_i(n) - 1$ (by property (R3)). Since $\tilde{\mathbf{z}}(n) = \mathbf{z}(n)$ by construction, then similar to case (3.b(ii)), property (R1) holds with strict inequality at $t = n + 1$ for any arrivals pattern, and (A-40) follows.

Since π cannot allocate more servers to queue j than its length, therefore, (i) and (ii) are the only possible cases.

Note that policy $\tilde{\pi}$ belongs to Π_{τ}^{h-1} by construction in Part 1; its dominance over π follows from relation (24). \square

acknowledgement

The authors wish to thank professor L. Tassiulas from University of Thessaly, Volos, Greece for his insightful comments throughout the course of this work.

References

- [1] T. Lindvall, *Lectures on the coupling method*, New York: Wiley(1992).
- [2] D. Stoyan, *Comparison Methods for Queues and other Stochastic Models*, J. Wiley and Sons, Chichester, 1983.
- [3] L. Tassiulas and A. Ephremides, “Dynamic server allocation to parallel queues with randomly varying connectivity,” *IEEE Transactions on Information Theory*, 39(2): 466-478, March 1993.
- [4] N. Bambos and G. Michailidis, “On the stationary dynamics of parallel queues with random server connectivities,” *Proceedings of 34th Conference on Decision and Control*, (CDC), New Orleans, LA (1995).
- [5] N. Bambos and G. Michailidis, “On parallel queueing with random server connectivity and routing constraints,” *Probability in Engineering and Informational Sciences*, 16: 185-203, 2002.
- [6] A. Ganti, E. Modiano and J. N. Tsitsiklis, “Optimal transmission scheduling in symmetric communication models with intermittent connectivity,” *IEEE Transactions on Information Theory*, 53(3): 998-1008, March 2007.
- [7] S. Kittipiyakul, T. Javidi, “Delay-optimal server allocation in multiqueue multi-server systems with time-varying connectivities,” *IEEE Transactions on Information Theory*, 55(5): 2319-2333, May 2009.
- [8] C. Lott and D. Teneketzis, “On the optimality of an index rule in multichannel allocation for single-hop mobile networks with multiple service classes,” *Probability in the Engineering and Information Services*, 14(3): 259-297, July 2000.

- [9] G. Koole, Z. Liu and R. Righter, "Optimal transmission policies for noisy channels", *Operations Research*, 49(6): 892-899, Nov. 2001.
- [10] X. Liu, E.K.P. Chong, N.B. Shroff, "Optimal opportunistic scheduling in wireless networks", *IEEE 58th Vehicular Technology Conference*, Vol.3, Oct. 2003.
- [11] X. Liu, E. Chong, and N. B. Shroff, "A framework for opportunistic scheduling in wireless networks" *Computer Networks*, 41(4): 451-474, Mar. 2003.
- [12] M. Andrews, "Instability of the proportional fair scheduling algorithm for HDR", *IEEE Transactions on Wireless Communications*, 3(5): 1422-1426, 2004.
- [13] R. Agrawal and V. Subramanian, "Optimality of certain channel aware scheduling policies", *The 40th Annual Allerton Conference on Communication, Control, and Computing*, Monticello, Illinois, Oct. 2002.
- [14] M. Andrews and L. Zhang, "Scheduling over a time-varying user-dependent channel with applications to high speed wireless data", *Journal of the ACM (JACM)*, 52(5): 809-834, Sep. 2005.
- [15] A. Eryilmaz and R. Srikant, "Fair resource allocation in wireless networks using queue-length based scheduling and congestion control", *IEEE INFOCOM 05*, Miami, FL, Mar. 2005.
- [16] A. Stolyar, "On the asymptotic optimality of the gradient scheduling algorithm for multiuser throughput allocation", *Operations Research*, 53: 12-25, 2005.
- [17] S. Lu, V. Bharghavan, and R. Srikant, "Fair scheduling in wireless packet networks", *IEEE/ACM Transactions on Networking*, 7(4): 473-489, 1999.
- [18] S. Shakkottai and A. Stolyar, "Scheduling for multiple flows sharing a time-varying channel: The exponential rule," *American Mathematical Society Translations*, Series 2, Vol. 207, 2002.
- [19] J. Walrand, "A note on optimal control of a queuing system with two heterogeneous servers," *Systems and Control Letters*, 4: 131-134, 1984.

- [20] P. Nain, P. Tsoucas and J. Walrand, “Interchange arguments in stochastic scheduling”, *Journal of Applied Probability*, Vol 27: 815-826, 1989.
- [21] R. Lidl and G. Pilz, *Applied abstract algebra, 2nd edition*, Undergraduate Texts in Mathematics, Springer, (1998).