

Do Athermal Amorphous Solids Exist?

H.G.E. Hentschel^{1,2}, Smarajit Karmakar¹, Edan Lerner¹ and Itamar Procaccia¹
¹*Dept. of Chemical Physics, The Weizmann Institute of Science, Rehovot 76100, Israel*
²*Dept of Physics, Emory University, Atlanta, GA 303322,*

We study the elastic theory of amorphous solids made of particles with finite range interactions in the thermodynamic limit. For the elastic theory to exist one requires all the elastic coefficients, linear and nonlinear, to attain a finite thermodynamic limit. We show that for such systems the existence of non-affine mechanical responses results in anomalous fluctuations of all the nonlinear coefficients of the elastic theory. While the shear modulus exists, the first nonlinear coefficient B_2 has anomalous fluctuations and the second nonlinear coefficient B_3 and all the higher order coefficients (which are non-zero by symmetry) diverge in the thermodynamic limit. These results put a question mark on the existence of elasticity (or solidity) of amorphous solids at finite strains, even at zero temperature. We discuss the physical meaning of these results and propose that in these systems elasticity can never be decoupled from plasticity: the nonlinear response must be very substantially plastic.

I. INTRODUCTION

Amorphous solids are ubiquitous in nature and in technology, spanning well known materials from obsidian to metallic glasses. They are typically obtained by fast cooling a liquid such that it glides over the melting point where normally it can form a crystalline solid via a standard first-order phase transition. Rather, the fluid becomes super-cooled and experiences that so-called glass transition where its relaxation time becomes ever longer upon decreasing the temperature [1]. When $T \rightarrow 0$ we have typically a frozen amorphous structure which appears to react elastically to small strains. In this paper we consider only amorphous solids that are made of N point particles in d dimensions, in a volume V , which interact with each other via finite range interactions. The subject of our investigation is how athermal amorphous solids react to external strains.

The potential energy in our strained amorphous solids can be written as $U(\{\mathbf{r}_i(\gamma)\}, \gamma)$, where $\{\mathbf{r}_i\}_{i=1}^N$ are the positions of the particles and γ is the applied strain. In this paper we shall treat the strain as a scalar, all equations can be written in full tensorial form if required (cf. [2]), but for our purposes a single scalar strain γ will be sufficient.

For normal crystalline solids there is a rich literature spanning decades and centuries of studies of their elastic properties. It is well known that for small external strains γ normal solids react elastically to create an opposed stress σ . For very small external strains the stress is linear in the strain, with the coefficient of proportionality being the shear modulus μ . Choosing an equilibrium reference state at $\gamma = \gamma_0$ the stress resulting from a small strain thus reads

$$\sigma = \mu(\gamma - \gamma_0). \quad (1)$$

For higher strains the elastic response becomes nonlinear, and we denote, for the purpose of the discussion below, the nonlinear coefficients as B_n with $n \geq 2$ (that is to say,

by convention $B_1 \equiv \mu$). We thus write for large strains

$$\sigma(\gamma) = \mu(\gamma - \gamma_0) + B_2(\gamma - \gamma_0)^2 + B_3(\gamma - \gamma_0)^3 + \dots \quad (2)$$

For perfect monatomic crystalline solids the elastic theory is entirely transparent since both the linear and the nonlinear coefficients in this expansion can be computed directly from the change in system energy as a function of the strain,

$$B_n \rightarrow B_n^{\text{Born}} = \frac{1}{V} \frac{\partial^{n+1} U}{\partial \gamma^{n+1}}, \quad (3)$$

(the so-called Born term, and see below for details). When the crystalline solid becomes riddled with defects, the nature of the elastic theory becomes much more obscure, since the Born term does not tell the whole story. In amorphous solids deviations from the Born approximation are inevitable. Any strain is bound to bring about, in addition to an affine transformation in the position of the particles, also non-affine transformations that are necessary to bring back the system to a mechanical equilibrium in which the net force \mathbf{f}_i on every particle is zero. Nevertheless, The fundamental assumption that is equivalent to the assertion that a piece of material is a solid, is that before any plastic deformation takes place, the potential can be expanded in powers of the strain to derive the various expressions for the stress, shear modulus and higher nonlinear elastic coefficients.

In the following we consider deformations via parameterized transformations on the particle coordinates $\mathbf{J}(\gamma) = \mathbf{I} + \gamma \mathbf{h}$ where \mathbf{h} determines the imposed deformation [3],

$$\mathbf{r}_i \rightarrow \mathbf{J} \cdot \mathbf{r}_i + \mathbf{u}_i, \quad (4)$$

where the non-affine coordinates \mathbf{u}_i are additional displacements that guarantee that the mechanical equilibrium constraint is fulfilled. Total derivatives with respect to strain in the athermal limit should thus satisfy the zero-forces constraint [2, 4, 5]:

$$\frac{d}{d\gamma} = \frac{\partial}{\partial \gamma} + \frac{d\mathbf{u}_i}{d\gamma} \cdot \frac{\partial}{\partial \mathbf{u}_i} = \frac{\partial}{\partial \gamma} + \frac{d\mathbf{u}_i}{d\gamma} \cdot \frac{\partial}{\partial \mathbf{r}_i}, \quad (5)$$

where the second equality results from from Eq. (4), and here and below repeated subscript indices are summed over, unless indicated otherwise.

Using Eq. (5) to compute the stress

$$\sigma = \frac{1}{V} \frac{dU}{d\gamma} = \frac{1}{V} \left[\frac{\partial U}{\partial \gamma} + \frac{\partial U}{\partial \mathbf{r}_i} \cdot \frac{d\mathbf{u}_i}{d\gamma} \right] = \frac{1}{V} \frac{\partial U}{\partial \gamma}, \quad (6)$$

where the second equality holds because of mechanical equilibrium $\mathbf{f}_i = -\partial U/\partial \mathbf{r}_i = 0$. The conditions of mechanical equilibrium is used further in asserting that the amorphous solid remains in mechanical equilibrium also after straining (but before any plastic event takes place). Thus

$$\frac{d\mathbf{f}_i}{d\gamma} = \frac{\partial \mathbf{f}_i}{\partial \gamma} + \frac{\partial \mathbf{f}_i}{\partial \mathbf{r}_j} \cdot \frac{d\mathbf{u}_j}{d\gamma} = 0. \quad (7)$$

Using the notation for the mismatch forces

$$\Xi = -\frac{\partial \mathbf{f}}{\partial \gamma}, \quad (8)$$

and the non-affine velocities

$$\mathbf{v} = \frac{d\mathbf{u}}{d\gamma}, \quad (9)$$

we can rewrite Eq. (7) as

$$\mathbf{v} = -\mathbf{H}^{-1} \cdot \Xi. \quad (10)$$

Here the Hessian matrix \mathbf{H}_{ij} is defined as $\mathbf{H}_{ij} = \frac{\partial^2 U}{\partial \mathbf{r}_i \partial \mathbf{r}_j}$. A realization of the non-affine velocities is plotted in Fig. 1, for a two dimensional model amorphous solid. With the definition of the non-affine velocities, the total derivative operator (5) takes the form

$$\frac{d}{d\gamma} = \frac{\partial}{\partial \gamma} + \mathbf{v}_i \cdot \frac{\partial}{\partial \mathbf{r}_i}. \quad (11)$$

By repeating the application of the total derivative of stress with respect to strain, the shear modulus appears

$$\begin{aligned} \mu &= \frac{1}{V} \frac{d^2 U}{d\gamma^2} = \frac{1}{V} \left[\frac{\partial^2 U}{\partial \gamma^2} + \frac{\partial^2 U}{\partial \gamma \partial \mathbf{r}_i} \cdot \frac{d\mathbf{u}_i}{d\gamma} \right] \\ &= \mu_B + \frac{\mathbf{v} \cdot \Xi}{V} = \mu_B - \frac{\Xi \cdot \mathbf{H}^{-1} \cdot \Xi}{V}, \end{aligned} \quad (12)$$

where the last step is achieved with the help of Eq. (10). In Eq. (12) μ_B is the affine Born contribution to the shear modulus while the second term represents the **reversible** non-affine contribution to the shear modulus due to the motion of the atoms in the amorphous solid finding new equilibrium sites after being strained by an affine transformation. We should stress that until now the strain remains reversible in the sense that reducing γ back to zero (or to γ_0 if that was the reference state) returns all the coordinates \mathbf{r}_i to their reference value.

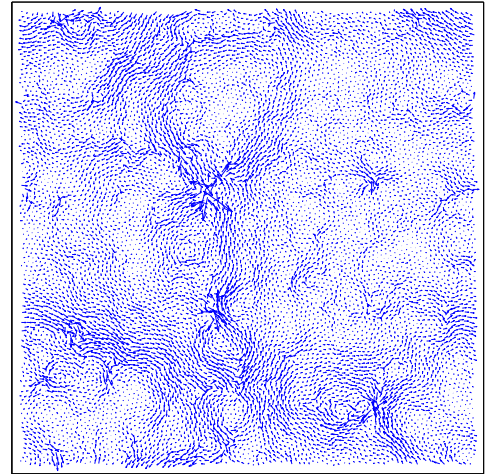


FIG. 1: The non-affine velocities $\mathbf{v} \equiv \frac{d\mathbf{u}}{d\gamma} = -\mathbf{H}^{-1} \cdot \Xi$ for a typical quenched realization of a two dimensional glass forming model, with $N = 10000$.

Examining the expression for the shear modulus, Eq. (12), we note that it contains a contraction of the inverse of the Hessian matrix \mathbf{H}^{-1} . The existence of eigenmodes associated with vanishing small eigenvalues of the Hessian \mathbf{H} will result in a singularity in \mathbf{H}^{-1} , which in turn may lead to singularities in the shear modulus. We stress here that we always consider the inverse Hessian after removing the Goldstone modes. We will show in the following that higher order elastic coefficients consist of terms containing an increasing number of contractions of \mathbf{H}^{-1} , which can thus lead to increasingly higher order singularities.

There are two main physical reasons for the existence of low-lying modes in amorphous solids. First, it is well known that with increasing system size, one finds low lying delocalized modes, for example in the form of plane waves with wave-vector of the order of $\tilde{q} \sim 1/L$, with associated eigenvalues $\tilde{\lambda}$ which can be estimated as

$$\tilde{\lambda} = \tilde{\omega}^2 \approx c^2 \tilde{q}^2 \sim L^{-2} \sim N^{-2/d}. \quad (13)$$

In addition to the existence of low lying delocalized modes, there exist plastic events, which are understood as a mechanical instability in amorphous systems [2, 5, 6]. When a plastic event occurs at some value of the external strain $\gamma = \gamma_P$, it is manifested as a saddle node bifurcation, with the lowest eigenvalue, denoted as λ_P , vanishing like $\lambda_P \propto \sqrt{\gamma_P - \gamma}$. It was found in [7] that when $N \rightarrow \infty$ then $\gamma_P \rightarrow 0$; plastic events occur at smaller and smaller values of the strain as the system increases in size. This important finding is reiterated below in Sect. IV. This inevitable proximity of mechanical instabilities is therefore the second reason for the existence of low-lying modes, and below we will show that it is in fact

the most dangerous one.

The question we address in this paper is how the shear modulus μ and higher order elastic moduli B_n scale in the thermodynamic limit $N \rightarrow \infty$, $V \rightarrow \infty$ and $N/V = \rho$ in athermal amorphous media, by directly analyzing the effect of low-lying modes through their corresponding statistics. The analytic estimates are then validated against numerical simulations of model glass formers, both in two and three dimensions. The first point to be made is that because of the amorphous nature of the quenched solid, the various elastic moduli are random variables and are therefore characterized by their expectation values, their fluctuations, or more fully by their probability distribution functions (pdf's). We need to know whether these pdf's collapse to a delta function in the thermodynamic limit. If not, are the pdf's attaining a limit function in the thermodynamic limit, or are the fluctuations divergent in this limit. It will turn out that μ exists in the thermodynamic limit and its distribution attains a delta function. On the other hand, the pdf of B_2 does not collapse and remains wide, independently of the value of N . The coefficient B_3 and all higher coefficients will be shown to diverge; they do not exist at all in the thermodynamic limit. We stress that these considerations are entirely orthogonal to questions raised, say in Ref. [8] where it was argued that amorphous glassy systems at *finite temperatures* can always flow if we wait sufficiently long. The present analysis has nothing to do with temperature fluctuations or with long time scales. Our findings are also fundamentally different from those conveyed in Ref. [9] where it was shown that for a solid that contains a crack the series (2) has a zero radius of convergence. The present analysis pertains to homogeneous amorphous solid and is a direct quest for the existence of its elastic theory in athermal conditions, but in the thermodynamic limit.

The structure of this paper is as follows; in Sect. II we describe the models and numerical methods used in this work. In Sect. III we derive expressions for the most singular terms of the n 'th order elastic coefficients. In Sect. IV we remind the reader when a freshly quenched amorphous solid is expected to suffer its first plastic event upon increased strain, and introduce the statistics of 'plastic modes'. Sect. V is devoted to the analysis of the effect of plane waves on the elastic coefficients in the thermodynamic limit; the conclusion is that plane waves do not lead to singularities in the elastic coefficients of any order. In Sect. VI we present an analysis of the effect of localized plastic modes on the elastic coefficients. We show that these modes do not lead to the divergence of the shear modulus in the thermodynamic limit. However, they do lead to enormous fluctuations in B_2 - its pdf is predicted to attain a limit distribution that does not narrow upon increasing the system size. In addition, we predict and exemplify that the plastic modes lead to a divergence in the mean of B_3 in the thermodynamic limit, concluding that it does not exist. All the higher order coefficients are expected to diverge even faster. The paper

is summarized and discussed in Sect. VII. We present our conclusion regarding the physical meaning of the analysis, proposing that our results explain some surprising experimental statements about metallic glasses that were made by various groups.

II. MODEL AND NUMERICAL METHODS

Below we employ a model glass-forming system with point particles of two 'sizes' but of equal mass m in two and three dimensions (2D and 3D, respectively), interacting via a pairwise potential of the form

$$\phi\left(\frac{r_{ij}}{\lambda_{ij}}\right) = \begin{cases} \varepsilon \left[\left(\frac{\lambda_{ij}}{r_{ij}}\right)^k + \sum_{\ell=0}^q c_{2\ell} \left(\frac{r_{ij}}{\lambda_{ij}}\right)^{2\ell} \right], & \frac{r_{ij}}{\lambda_{ij}} \leq x_c \\ 0, & \frac{r_{ij}}{\lambda_{ij}} > x_c \end{cases}, \quad (14)$$

where r_{ij} is the distance between particle i and j , ε is the energy scale, and x_c is the dimensionless length for which the potential will vanish continuously up to q derivatives. The interaction lengthscale λ_{ij} between any two particles i and j is $\lambda_{ij} = 1.0\lambda$, $\lambda_{ij} = 1.18\lambda$ and $\lambda_{ij} = 1.4\lambda$ for two 'small' particles, one 'large' and one 'small' particle and two 'large' particle respectively. The coefficients $c_{2\ell}$ are given by

$$c_{2\ell} = \frac{(-1)^{\ell+1} (k+2q)!!}{(2q-2\ell)!!(2\ell)!!(k-2)!!(k+2\ell)} x_c^{-(k+2\ell)}. \quad (15)$$

We chose the parameters $x_c = 1.48$, $k = 10$ and $q = 3$. The unit of length λ is set to be the interaction length scale of two small particles, and ε is the unit of energy and temperature. Accordingly, the time is measured in units of $\tau_* = \sqrt{m\lambda^2/\varepsilon}$. The density is set to be $N/V = 0.85\lambda^{-2}$ for our two-dimensional systems, and $N/V = 0.82\lambda^{-3}$ for our three-dimensional systems. We prepared 5000 independent amorphous solids by quenching high temperature equilibrium states with the rate of $10^{-4} \frac{\varepsilon}{\tau_*}$. Any residual heat was removed by a potential energy minimization. We deformed our systems using the athermal quasi-static (AQS) scheme described in detail in [10]. Elastic coefficients were calculated using the prescriptions and microscopic expressions given in [11].

III. MOST SINGULAR TERMS OF ELASTIC COEFFICIENTS

The shear modulus was calculated exactly in Eq. (12). It contains two terms, the Born term and the consequence of the non-affine field \mathbf{v} . The Born term is always finite, being a straightforward partial derivative of the energy (this remark pertains to the Born terms $\frac{1}{V} \partial^n U / \partial \gamma^n$ in all the higher order elastic coefficients as well). On the other hand, the second term in Eq. (12) which is due to the non-affine response, contains the contraction of

\mathbf{H}^{-1} which can be potentially singular. The higher order elastic coefficients have more terms that result from the non-affine response, but it is always easy to identify which is the potentially most divergent term. In the following section, we will consider the expressions for the most singular terms of the n 'th order elastic coefficients, denoted D_n , which are the terms containing the **largest** number of contractions with \mathbf{H}^{-1} . It should be understood that B_n contains terms of all orders in \mathbf{H}^{-1} , from the zeroth order (which is the Born term) all the way to the $2n - 1$ order, cf. [2]. It is the latter one which is potentially most singular, and we focus on that term in the sequel.

To derive the most singular terms D_n of B_n , one can take consecutive total derivatives of the most divergent part of μ with respect to the external strain. The technical tool to do so is derived by taking the total derivative (11) with respect to strain of the equation $\mathbf{H}^{-1} \cdot \mathbf{H} = \mathbf{I}$, then one obtains the relation [2]

$$\frac{d\mathbf{H}^{-1}}{d\gamma} = -\mathbf{H}^{-1} \cdot \frac{\partial \mathbf{H}}{\partial \gamma} \cdot \mathbf{H}^{-1} - \mathbf{H}^{-1} \cdot (\mathbf{v} \cdot \mathbf{T}) \cdot \mathbf{H}^{-1}, \quad (16)$$

where we have introduced the third-rank tensor $\mathbf{T}_{ijk} \equiv \frac{\partial^3 U}{\partial r_k \partial r_j \partial r_i}$. Since \mathbf{v} contains one contraction of \mathbf{H}^{-1} , c.f. Eq. (10), the second term on the RHS of Eq. (16) contains a total of **three** contractions of \mathbf{H}^{-1} , as opposed to only one contraction in the first term. So it is the second term $\mathbf{H}^{-1} \cdot (\mathbf{v} \cdot \mathbf{T}) \cdot \mathbf{H}^{-1}$ that gives rise to the most singular terms which are considered below.

Using Eq. (16), we can operate on the most singular term of the shear modulus,

$$D_1 = -\frac{\Xi \cdot \mathbf{H}^{-1} \cdot \Xi}{V}, \quad (17)$$

to obtain the most singular terms D_n of the elastic coefficients B_n of the next two orders:

$$D_2 = \frac{\mathbf{T} : \mathbf{v} \mathbf{v} \mathbf{v}}{V}, \quad (18)$$

and

$$D_3 = -3 \frac{(\mathbf{v} \mathbf{v} : \mathbf{T}) \cdot \mathbf{H}^{-1} \cdot (\mathbf{T} : \mathbf{v} \mathbf{v})}{V}. \quad (19)$$

The full tensorial form of D_2 and D_3 was worked out in [2], and one can check directly there that Eq. (19) indeed presents their most singular terms.

We denote the set of Nd eigenvalues of the Hessian by $\{\lambda_k\}_{k=1}^{Nd}$ and their associated real eigenvectors by $\{\Psi^{(k)}\}_{k=1}^{Nd}$. For concreteness, we denote delocalized plane wave modes as $\tilde{\Psi}$, and their associated eigenvalues as $\tilde{\lambda}$. Similarly we will denote localized plastic modes as $\hat{\Psi}$, and their associated eigenvalues as $\hat{\lambda}$. We next introduce the contractions a_k and $b_{k\ell m}$:

$$a_k \equiv \Xi \cdot \Psi^{(k)}, \quad b_{k\ell m} \equiv \mathbf{T} : \Psi^{(k)} \Psi^{(\ell)} \Psi^{(m)}. \quad (20)$$

Using the normal mode decomposition of the inverse Hessian, $\mathbf{H}^{-1} = \sum_k \frac{\Psi^{(k)} \Psi^{(k)}}{\lambda_k}$, we write the most singular terms employing the contractions a_k and $b_{k\ell m}$ as

$$D_1 = -\frac{1}{V} \sum_k \frac{a_k^2}{\lambda_k}, \quad D_2 = -\frac{1}{V} \sum_{k\ell m} \frac{a_k a_\ell a_m b_{k\ell m}}{\lambda_k \lambda_\ell \lambda_m}, \quad (21)$$

and

$$D_3 = -\frac{3}{V} \sum_{ijklm} \frac{a_i a_j a_\ell a_m b_{ijk} b_{k\ell m}}{\lambda_i \lambda_j \lambda_k \lambda_\ell \lambda_m}. \quad (22)$$

The n 'th most singular term can be written in a symbolic notation as

$$D_n = -\frac{c_n}{V} \sum_{(\dots)} \frac{\{a\}^{n+1} \{b\}^{n-1}}{\{\lambda\}^{2n-1}}, \quad (23)$$

with the combinatorial factors $c_n = (2n - 3)!!$, and the sum should be understood as running over the corresponding $2n - 1$ indices of the eigenvectors. We list a number of important realizations regarding Eq. (23):

- (i) Every index that is being summed upon appears exactly twice in the numerator with a corresponding eigenvalue in the denominator. This is a direct result of the contraction of the normal mode decomposition of $\mathbf{H}^{-1} = \sum_k \frac{\Psi^{(k)} \Psi^{(k)}}{\lambda_k}$.
- (ii) The sum can consist of **only** one arrangement of indices (up to trivial permutations in identities of dummy indices). This can be understood by examining the form of Eq. (16); in the various contractions, any \mathbf{H}^{-1} is always contracted with two tensors, never with a single one. So, for instance, contractions of the form $\mathbf{T}_{ijk} : \mathbf{H}_{jk}^{-1}$ cannot appear. Consequently, combinations of the form b_{ikk} or b_{kkk} cannot appear.

(iii) For odd n , D_n is can be written as

$$D_n = -\frac{c_n}{V} \sum_k \frac{s_k^2}{\lambda_k}, \quad (24)$$

where

$$s_k = \sum_{(\dots)} \frac{\{a\}^{\frac{n+1}{2}} \{b\}_k^{\frac{n-1}{2}}}{\{\lambda\}^{n-1}}, \quad (25)$$

and the above sum should be understood to run over $n - 1$ corresponding indices. This is a consequence of the form $\mathbf{w} \cdot \mathbf{H}^{-1} \cdot \mathbf{w}$ that the most singular terms of odd order take, as seen in, e.g., Eqs. (17) and (19).

The above points are consistent with the symmetry to flipping $\gamma \rightarrow -\gamma$ that require that for even n $\langle D_n \rangle = 0$. One should note that although B_n are defined as the n 'th total derivatives of stress with respect to strain, the most

singular terms contain at most a third derivative of the potential energy with respect to coordinates. This stems from the fact that the most singular terms contain the highest number of contractions with \mathbf{H}^{-1} ; dimensional consideration then limit the order of the energy derivatives with respect to coordinates to third order. This is the order that contributes since the first order derivative vanishes due to mechanical equilibrium, and the second order is the Hessian itself which annuls \mathbf{H}^{-1} . Of course one finds also mixed second order derivatives with respect to external strain and coordinates appearing through Ξ .

IV. DISTRIBUTION OF PLASTIC MODES

To help us in studying the issues raised in this paper, we briefly review one of the findings of Ref. [7], that plays a key role in the analysis of the thermodynamic limit throughout this work. Ref. [7] employed the same generic glass-forming system in two and three dimensions as introduced above, see [7] for details. The numerical experiments performed were as follows: an ensemble of independent initial glassy configurations quenched from the high temperature liquid was constructed. Then the AQS scheme (see [10] for details) was utilized to strain each system up to the **first** mechanical instability occurring at some strain value $\Delta\gamma_{\text{iso}}$, see Fig. 2 for an illustrating cartoon. The mechanical instability is a saddle node bifurcation in which the lowest non-zero eigenvalue λ_P of the Hessian matrix vanishes like $\lambda_P \propto \sqrt{\gamma_P - \gamma}$. Statistics of $\Delta\gamma_{\text{iso}}$ were collected for a variety of system sizes. The **first** plastic event (when a freshly quenched un-deformed system is strained) does not occur for any infinitesimal value of γ and careful measurement of the mean strain interval $\langle\Delta\gamma_{\text{iso}}\rangle$ that separates the un-deformed state from the first plastic event results in a scaling law

$$\langle\Delta\gamma_{\text{iso}}\rangle \sim N^{\beta_{\text{iso}}} , \quad \beta_{\text{iso}} \approx -0.62 . \quad (26)$$

In Fig. 3 we show the numerical evidence that supports Eq. (26). If we accept (the reasonable but not proven) assertion that the scaling law measured at relatively low values of N continues for all N , this scaling law means that the potentially unstable eigenvalue of the Hessian, λ_P , which goes through the saddle-node bifurcation at the first plastic event scales with the system size like

$$\lambda_P \sim \sqrt{\Delta\gamma_{\text{iso}}} \sim N^{\beta_{\text{iso}}/2} . \quad (27)$$

We should state at this point that the accuracy of measurement cannot rule out that the second digit in the exponent is not accurate, so we need to use Eq. (27) with a grain of salt, as discussed below. Based on this finding, we work out the accumulation of localized modes around λ_P . Once a distribution of ‘plastic modes’, $P(\hat{\lambda})$, is formed in the thermodynamic limit, we only know that when we observe its minimal value we find $\lambda_P \sim N^{\beta_{\text{iso}}/2}$. Using the Weibull theorem [12] we can therefore estimate

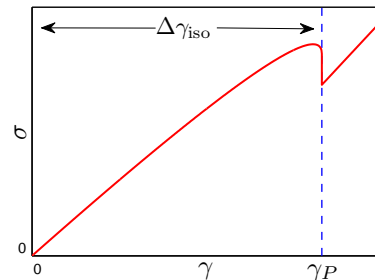


FIG. 2: Cartoon of a typical stress vs. strain curve of a single instance of the numerical experiment performed in [7]. Each un-deformed system was strained until the first mechanical instability was encountered at some strain value γ_P . Statistics of $\Delta\gamma_{\text{iso}} \equiv \gamma_P$ were collected for a variety of system sizes, both in two and three dimensions.

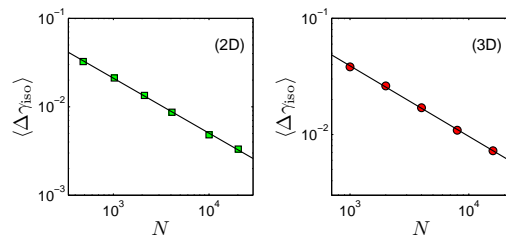


FIG. 3: The mean strain interval before the first mechanical instability $\langle\Delta\gamma_{\text{iso}}\rangle$, for 2D (left panel) and 3D (right panel). The continuous lines represent the scaling law Eq. (26).

that

$$P(\hat{\lambda}) \sim (N/\lambda_D)\hat{\lambda}^\theta K(\hat{\lambda}) , \quad (28)$$

where $\theta = -\frac{2+\beta_{\text{iso}}}{\beta_{\text{iso}}} \approx 2.23$, and $K(\hat{\lambda})$ is some smooth function with a cutoff of the order of a typical (Debye) cutoff eigenvalue λ_D .

V. EFFECT OF DELOCALIZED MODES ON ELASTIC COEFFICIENTS

In this section we show that the delocalized modes in the form of plane waves do not contribute to the divergence of the elastic coefficients of any order. A reader who is more interested in the divergence due to the plastic modes can skip this chapter in favor of the next one.

Before we turn to the analysis, we work out the system size dependence of the contractions Eq. (20) when calculated in the context of delocalized plane-wave modes $\tilde{\Psi}$.

A. Scaling of the contractions \tilde{a} and \tilde{b} on delocalized modes

We begin with $\tilde{a}_k \equiv \Xi \cdot \tilde{\Psi}^{(k)}$:

$$\tilde{a}_k = \Xi \cdot \tilde{\Psi}^{(k)} = -\tilde{\Psi}^{(k)} \cdot \frac{\partial \mathbf{f}}{\partial \gamma} = -\sum_{i,j \neq i} \tilde{\Psi}_i^{(k)} \cdot \frac{\partial \mathbf{f}_{ij}}{\partial \gamma},$$

where \mathbf{f}_{ij} is the force exerted by the j th particle on the i th particle. Using the symmetry of the binary force we can rewrite

$$\begin{aligned} \tilde{a}_k &= -\frac{1}{2} \sum_{i,j \neq i} \tilde{\Psi}_i^{(k)} \cdot \frac{\partial}{\partial \gamma} (\mathbf{f}_{ij} - \mathbf{f}_{ji}) \\ &= \frac{1}{2} \sum_{i,j \neq i} \left(\tilde{\Psi}_j^{(k)} - \tilde{\Psi}_i^{(k)} \right) \cdot \frac{\partial \mathbf{f}_{ij}}{\partial \gamma} \\ &= \frac{1}{2} \sum_{i,j \neq i} \tilde{\Psi}_{ij}^{(k)} \cdot \frac{\partial \mathbf{f}_{ij}}{\partial \gamma}, \end{aligned} \quad (29)$$

where we have introduced the notation $\tilde{\Psi}_{ij}^{(k)} \equiv \tilde{\Psi}_j^{(k)} - \tilde{\Psi}_i^{(k)}$. For long wavelength modes $\tilde{\Psi}_i^{(k)} \sim \frac{1}{\sqrt{N}} \sin(\mathbf{q}_k \cdot \mathbf{r}_i)$ and we expect that the maximal contribution to the difference $\tilde{\Psi}_{ij}^{(k)}$ will follow the scaling

$$\tilde{\Psi}_{ij} \sim \frac{q_k}{\sqrt{N}} \sim \sqrt{\frac{\tilde{\lambda}_k}{N}}. \quad (30)$$

Since $\frac{\partial \mathbf{f}_{ij}}{\partial \gamma}$ can be positive or negative, the sum of N terms in Eq. (29) cancels the \sqrt{N} of the normalization of the eigenmode and accordingly

$$\tilde{a}_k \sim q_k \sim \sqrt{\tilde{\lambda}_k}. \quad (31)$$

We turn now to the contraction of delocalized plane-wave modes on the third-rank tensor $\tilde{b}_{k\ell m} \equiv \mathbf{T}_{k\ell m} \cdot \tilde{\Psi}^{(k)} \tilde{\Psi}^{(\ell)} \tilde{\Psi}^{(m)}$. To proceed we need to use the symmetry properties of the tensor that were spelled out in [2]. Including spatial component Greek indices in the superscripts, the symmetries are

$$\begin{aligned} T_{ijk}^{\nu\eta\chi} &= 0 & \text{if } i \neq j \neq k \\ T_{ijj}^{\nu\eta\chi} &= -T_{iij}^{\nu\eta\chi} & \text{if } i \neq j \\ T_{iii}^{\nu\eta\chi} &= -\sum_{j \neq i} T_{iij}^{\nu\eta\chi} & (32) \\ T_{ijj}^{\nu\eta\chi} &= T_{iji}^{\nu\chi\eta} = T_{jii}^{\chi\nu\eta} & \text{if } i \neq j \\ T_{ijk}^{\nu\eta\chi} &= T_{ijk}^{\nu\chi\eta} & \text{and all poss. perm. of } \nu\eta\chi \end{aligned}$$

Using these symmetries, it is easily verified that for general vectors $\mathbf{w}, \mathbf{y}, \mathbf{z}$:

$$\sum_{ijk} \mathbf{T}_{ijk} \cdot \mathbf{w}_i \mathbf{y}_j \mathbf{z}_k = \frac{1}{2} \sum_{i,j \neq i} \mathbf{T}_{iij} \cdot \mathbf{w}_{ij} \mathbf{y}_{ij} \mathbf{z}_{ij}, \quad (33)$$

with $\mathbf{w}_{ij} \equiv \mathbf{w}_j - \mathbf{w}_i$. Using this relation and Eq. (30), we can estimate

$$\tilde{b}_{k\ell m} \sim \frac{q_k q_\ell q_m}{N^{\frac{3}{2}}} \times \sqrt{N} \sim \frac{1}{N} \sqrt{\tilde{\lambda}_k \tilde{\lambda}_\ell \tilde{\lambda}_m}, \quad (34)$$

where the factor of \sqrt{N} accounts for summing $\mathcal{O}(N)$ random terms which can be positive or negative.

B. Proof of no divergence

With the scaling laws (31) and (34) for the contractions \tilde{a} and \tilde{b} respectively in hand, we are in the position to calculate the contribution of delocalized modes on the elastic coefficients.

We begin with the case of odd n ; we return to the scaling of s_k , given in a symbolic notation in Eq. (25), and consider the sums as running over the delocalized modes $\tilde{\Psi}$. Since $\{\tilde{a}\}^{\frac{n+1}{2}} \{\tilde{b}\}_k^{\frac{n-1}{2}} \sim \sqrt{\tilde{\lambda}_k} \{\tilde{\lambda}\}^{n-1} / N^{\frac{n-1}{2}}$, then s_k is a sum over $\mathcal{O}(N^{n-1})$ positive or negative terms of order $\sqrt{\tilde{\lambda}_k} \{\tilde{\lambda}\}^{n-1} / N^{\frac{n-1}{2}}$. This leaves us with $s_k \sim \sqrt{\tilde{\lambda}_k}$. Next, plugging in this scaling into (24), we obtain

$$D_n \sim -\frac{1}{V} \sum_k \frac{s_k^2}{\tilde{\lambda}_k} \sim \mathcal{O}(1), \quad \text{odd } n, \quad (35)$$

since it is (the negative of) a sum of N positive terms, each of $\mathcal{O}(1)$, and the pre-factor of $1/V$ cancels the N dependence altogether. To exemplify these arguments for odd n , consider D_3 given in Eq. (22); we can rewrite it as

$$\begin{aligned} D_3 &\sim -\frac{3}{V} \sum_k \frac{1}{\tilde{\lambda}_k} \sum_{ij} \frac{\tilde{a}_i \tilde{a}_j \tilde{b}_{ijk}}{\tilde{\lambda}_i \tilde{\lambda}_j} \sum_{\ell m} \frac{\tilde{a}_\ell \tilde{a}_m \tilde{b}_{k\ell m}}{\tilde{\lambda}_\ell \tilde{\lambda}_m} \\ &\sim -\frac{3}{V} \sum_k \frac{1}{\tilde{\lambda}_k} \left(\sum_{ij} \frac{\tilde{a}_i \tilde{a}_j \tilde{b}_{ijk}}{\tilde{\lambda}_i \tilde{\lambda}_j} \right)^2. \end{aligned}$$

In this case $\tilde{a}_i \tilde{a}_j \tilde{b}_{ijk} \sim \tilde{\lambda}_i \tilde{\lambda}_j \sqrt{\tilde{\lambda}_k} / N$ and

$$s_k = \sum_{ij} \frac{\tilde{a}_i \tilde{a}_j \tilde{b}_{ijk}}{\tilde{\lambda}_i \tilde{\lambda}_j} \sim \sqrt{\tilde{\lambda}_k}, \quad (36)$$

since it is a sum of $\mathcal{O}(N^2)$ positive or negative terms, each of order $\sqrt{\tilde{\lambda}_k} / N$. From here, the scaling given in Eq. (35) is immediately obtained.

We next consider the case of even n ; starting from Eq. (23), we again consider sums over the delocalized modes $\tilde{\Psi}$. In the even n case we consider the numerator $\{\tilde{a}\}^{n+1} \{\tilde{b}\}^{n-1} \sim \{\tilde{\lambda}\}^{2n-1} / N^{n-1}$, then

$$\frac{\{\tilde{a}\}^{n+1} \{\tilde{b}\}^{n-1}}{\{\tilde{\lambda}\}^{2n-1}} \sim \frac{1}{N^{n-1}}. \quad (37)$$

Now D_n is a sum over $\mathcal{O}(N^{2n-1})$ positive or negative terms of order $1/N^n$ (incorporating the $1/V$ pre-factor), hence, for even n

$$D_n \sim \frac{1}{\sqrt{N}}, \quad \text{even } n. \quad (38)$$

To exemplify these arguments for even n , consider D_4 which can be worked out from Eq. (23)

$$D_4 \sim -\frac{15}{V} \sum_{ijklmpq} \frac{\tilde{a}_i \tilde{a}_j \tilde{a}_k \tilde{a}_\ell \tilde{a}_m \tilde{b}_{ijp} \tilde{b}_{pkq} \tilde{b}_{q\ell m}}{\tilde{\lambda}_i \tilde{\lambda}_j \tilde{\lambda}_k \tilde{\lambda}_\ell \tilde{\lambda}_m \tilde{\lambda}_p \tilde{\lambda}_q}. \quad (39)$$

In this case, using again (31) and (34), we have

$$\tilde{a}_i \tilde{a}_j \tilde{a}_k \tilde{a}_\ell \tilde{a}_m \tilde{b}_{ijp} \tilde{b}_{pkq} \tilde{b}_{q\ell m} \sim \tilde{\lambda}_i \tilde{\lambda}_j \tilde{\lambda}_k \tilde{\lambda}_\ell \tilde{\lambda}_m \tilde{\lambda}_p \tilde{\lambda}_q / N^3,$$

with a sign which can be positive or negative. Therefore, the sum in (39) runs over $\mathcal{O}(N^7)$ terms, each of order $1/N^3$. This, together with the $1/V$ prefactor, results in the scaling $D_4 \sim 1/\sqrt{N}$, as expected from Eq. (38).

We conclude that the effect of low-lying delocalized modes on the most singular terms of the elastic coefficients is regular; we obtained the scaling $D_n \sim \mathcal{O}(1)$ for odd n , and $D_n \sim 1/\sqrt{N}$ for even n , which is consistent with the symmetries and the intensive nature of the elastic coefficients.

VI. EFFECT OF PLASTIC MODES ON ELASTIC COEFFICIENTS

The most important physical origin for low lying modes, besides the presence of delocalized modes, is the eminent proximity of plastic failures manifested as mechanical instabilities. In this section we analyze the effect of the resulting localized plastic modes on the elastic coefficients of various orders. As opposed to the case of delocalized modes (c.f. Sect. V), in this case we cannot present an a-priori estimate of the system size scaling of the contractions Eq. (20) when calculated for the case of plastic modes $\hat{\Psi}$. We will need to rely on numerical information. Notwithstanding, we go as far as possible with scaling arguments before turning to the numerical simulations.

We define the contractions for the case of localized plastic modes, $\hat{b}_{k\ell m} \equiv \mathbf{T} : \hat{\Psi}^{(k)} \hat{\Psi}^{(\ell)} \hat{\Psi}^{(m)}$ and $\hat{a}_k \equiv \Xi \cdot \hat{\Psi}^{(k)}$. Since we expect the plastic modes to be highly localized, the triple contractions $\hat{b}_{k\ell m}$ can be taken to be represented approximately by delta-functions $\hat{b}_{k\ell m} \sim \delta_{k\ell} \delta_{\ell m}$. With this approximation (whose consequence we test below against our numerics) we conclude that all the sums appearing in Eq. (23) (when considered to run over the plastic modes $\hat{\Psi}$), are dominated by the diagonal terms,

$$D_n \sim -\frac{1}{V} \sum_k \frac{\hat{a}_k^{n+1} \hat{b}_k^{n-1}}{\hat{\lambda}_k^{2n-1}}. \quad (40)$$

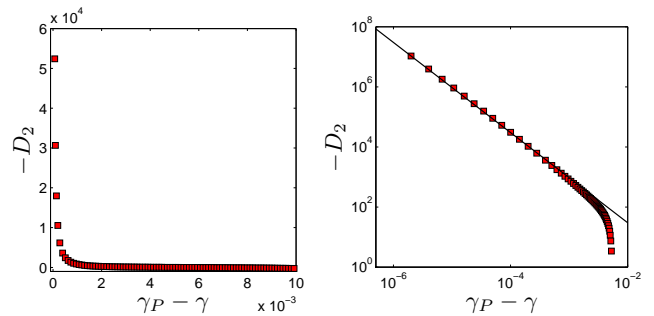


FIG. 4: An example of a single measurement of D_2 close to a mechanical instability at γ_P in 3D for $N = 1000$. We extract the coefficient of the resulting power law $D_2 \sim (\gamma_P - \gamma)^{-\frac{3}{2}}$, and average over realizations to obtain Fig. 5.

It has been shown [2, 5] that close to a mechanical instability, the eigenvalue λ_P associated with the eigenmode which is becoming unstable follows the equation of motion

$$\frac{d\lambda_P^{-1}}{d\gamma} \sim -\hat{a}_P \hat{b}_P \lambda_P^{-3} + \mathcal{O}(\lambda_P^{-1}), \quad \hat{b}_P \equiv \hat{b}_{kkk} \text{ for } k = P. \quad (41)$$

This equation is analogous to Eq. (16), where it is given in terms of \mathbf{H}^{-1} . The analogous equation for $\hat{\lambda}_k^{-1}$ is more involved, but once we apply the above assumption that $\hat{b}_{k\ell m} \sim \delta_{k\ell} \delta_{\ell m}$ it simplifies to an isomorphic equation

$$\frac{d\hat{\lambda}_k^{-1}}{d\gamma} \sim -\hat{a}_k \hat{b}_k \hat{\lambda}_k^{-3} + \mathcal{O}(\hat{\lambda}_k^{-1}). \quad (42)$$

A consequence of this result is that the product $\hat{a}_k \hat{b}_k$ has to remain independent of the system size. We see this from Eq. (27) which implies that the LHS of Eq. (42) is of the order of λ_k^{-3} .

The assumption that $\hat{a}_k \hat{b}_k$ is system size independent does not guarantee that $\hat{a}_k^{n+1} \hat{b}_k^{n-1}$ is also system size independent. In order to establish this, we can measure, say, D_2 close to a mechanical instability at γ_P . Defining \hat{a}_P and \hat{b}_P as \hat{a}_k and \hat{b}_k for the plastic mode $\hat{\Psi}^{(P)}$, such a measurement results in a power law $D_2 = (\hat{a}_P^3 \hat{b}_P / V) (\gamma_P - \gamma)^{-\frac{3}{2}}$ [2], allowing us to extract the pre-factor. By taking statistics over the system size dependence of the pre-factor, one can then deduce how $\hat{a}_k^{n+1} \hat{b}_k^{n-1}$ scales with system size.

We now turn to the numerical simulations. For every independent system from our ensemble of 5000 realization per system size, we strain the system using the AQS scheme, until the first mechanical instability is encountered at γ_P . We then backtrack and measure the most singular term D_2 at various distances from the instability $\gamma_P - \gamma$. An example of a single such measurement is plotted in Fig. 4. We then extract the pre-factor of this number for various system sizes, both in two and three dimensions. The results are plotted in Fig. 5. We find that the

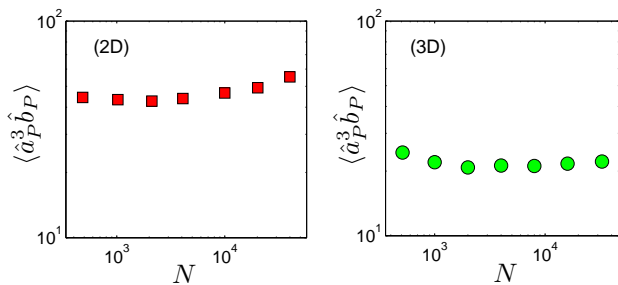


FIG. 5: The mean of the product of the contractions $\hat{a}_P^3 \hat{b}_P$, as a function of system size N . For the calculation below the weak observed dependence is taken as no dependence $\hat{a}_P^2 \sim N^0$.

dependence of $\langle \hat{a}_P^3 \hat{b}_P \rangle$ on N is very weak. Together with the assumption that $\hat{a}_P \hat{b}_P$ is N independent we conclude that to a reasonable approximation we can take

$$\langle \hat{a}_P^2 \rangle \sim N^0, \quad (43)$$

both in two and three dimensions. We will assume in the following that all the \hat{a}_k^2 have this N independence, without a systematic dependence on the index k , i.e. $\langle \hat{a}_k^2 \rangle \sim \langle \hat{a}_P^2 \rangle \sim N^0$.

Having established the scaling of \hat{a}^2 , we next consider the sum in Eq. (40); we begin with $n = 1$, and write this sum as an integral over the density of plastic modes $P(\hat{\lambda})$ given in Eq. (28), then

$$\sum_k \frac{1}{\hat{\lambda}_k} \rightarrow N \int_{N^{-\frac{1}{1+\theta}}} \frac{\hat{\lambda}^\theta K(\hat{\lambda}) d\hat{\lambda}}{\hat{\lambda}}. \quad (44)$$

Since $\theta \approx 2.2 > 1$, it is obvious that the low-lying plastic modes do not lead to a singularity in the most singular term of the first order modulus D_1 .

For an odd $n > 1$ the sum in Eq. (40) becomes insensitive to the alternating signs of $\hat{a}_k \hat{b}_k$;

$$\sum_k \frac{\hat{a}_k^{n+1} \hat{b}_k^{n-1}}{\hat{\lambda}_k^{2n-1}} \sim \sum_k \frac{1}{\hat{\lambda}_k^{2n-1}}. \quad (45)$$

From here

$$\sum_k \frac{1}{\hat{\lambda}_k^{2n-1}} \rightarrow N \int_{N^{-\frac{1}{1+\theta}}} \frac{\hat{\lambda}^\theta K(\hat{\lambda}) d\hat{\lambda}}{\hat{\lambda}^{2n-1}} \sim N^{\frac{2n-1}{1+\theta}}. \quad (46)$$

For an even n the sum in Eq. (40) consists of positive and negative terms, and whether the sum diverges or converges depends delicately on the exponents θ and $2n-1$. Since the mean of the moduli with even n vanishes, we are interested in their pdf's (which are always symmetric around zero). The issue of convergence or divergence is dealt in detail in Appendix A, where we study the pdf's of the sum

$$X_n(N) = \sum_k \frac{(g_\pm^{(k)})^{n-1}}{\hat{\lambda}_k^{2n-1}}, \quad (47)$$

where $g_\pm^{(k)}$ is $+1$ or -1 with equal probabilities. We show that for the value $\theta \approx 2.2$ and $n > 1$ all these pdf's tend in the thermodynamic limit to a form with power-law tails. The result is that the re-scaled pdf

$$f\left(\frac{X_n(N)}{N^{\frac{2n-1}{1+\theta}}}\right) \rightarrow f(y) \sim |y|^{-\frac{2n+\theta}{2n-1}}, \quad n \text{ even}, |y| \gg 1, \quad (48)$$

meaning that once the pdf's are rescaled by $N^{\frac{2n-1}{1+\theta}}$ they attain a limit form.

We can now finally turn to estimate the system size scaling of D_n ; incorporating the results of Appendix A with Eqs. (40), (43) and (46), we estimate

$$D_n \sim \frac{1}{V} N^{\frac{2n-1}{1+\theta}} \sim N^{\frac{2n-2-\theta}{1+\theta}}. \quad (49)$$

For $n = 2$, the prediction is

$$|D_2| \sim N^{-0.06}. \quad (50)$$

Note that with our numerical accuracy regarding the exponents we cannot rule out that the exponent is actually zero. We expect therefore the distributions of D_2 to be either independent of system size or to decay very slowly to a delta-function. For $n = 3$, we calculate

$$D_3 \sim -N^{0.56}. \quad (51)$$

Consequently $\langle D_3 \rangle$ is predicted to diverge in the thermodynamic limit, leading to the divergence of the third order elastic coefficients B_3 . Needless to say, higher order coefficients will display stronger divergences, and will not exist in the thermodynamic limit.

Turning again to the numerics, we measured the most singular terms D_1, D_2 and D_3 for each member of our ensemble of quenched amorphous solids, both in 2D and 3D. For each member of the ensemble we computed these objects directly from their definitions (17) - (19). Due to the amorphous nature of our solid, each member of the ensemble provides a different value to the measured quantity. The distributions of D_1 are displayed in Fig. 6; as predicted, they show no anomalies, and their width decay with increasing system size, as expected from an intensive thermodynamic variable.

Next, we present the distributions of D_2 in Fig. 7. As required from isotropy, the distributions are symmetric around zero, and $\langle D_2 \rangle = 0$. As predicted, the width of the distribution remains N independent (or decreases extremely slowly), meaning that the fluctuations over realizations of D_2 do not decay appreciably with increasing the system size, in spite the intensive nature of the elastic coefficients.

In Fig. 8 we display the distributions of D_3 measured in our simulations. Indeed, we find that $\langle D_3 \rangle$ grows with system size, in agreement with the estimate given here. In Fig. 9 we show the distributions of D_3 rescaled by the expected N -dependence N^ζ given by Eq. (51); the data collapse is in very good support of the estimated exponents. We measured approximately $\zeta_{2D} \approx 0.62$ in 2D

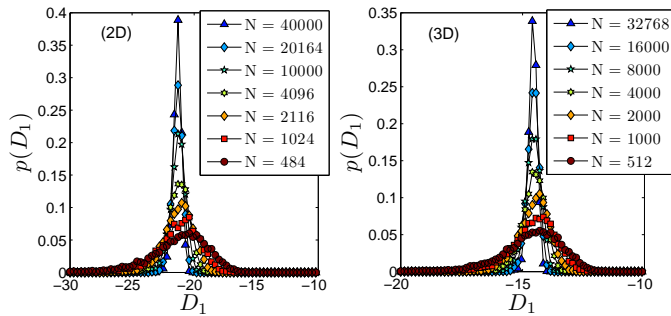


FIG. 6: Distributions of D_1 measured for each instance in our ensemble of quenched amorphous solids. As expected, the width of these distributions decays with increasing system size.

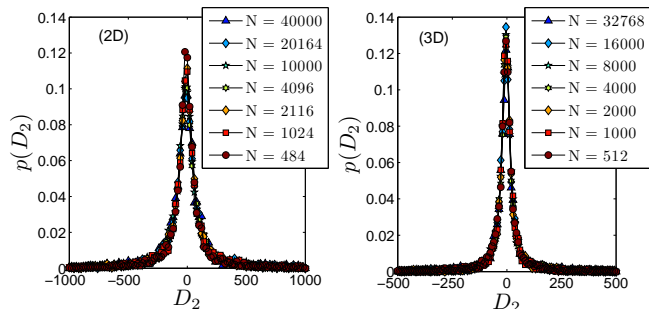


FIG. 7: Distributions of D_2 measured for each instance in our ensemble of quenched amorphous solids. As expected, the width of these distributions does not decay with increasing system size.

and $\zeta_{3D} \approx 0.56$ in 3D. Note that all the elastic coefficients from B_3 and higher are expected to diverge in the thermodynamic limit even faster.

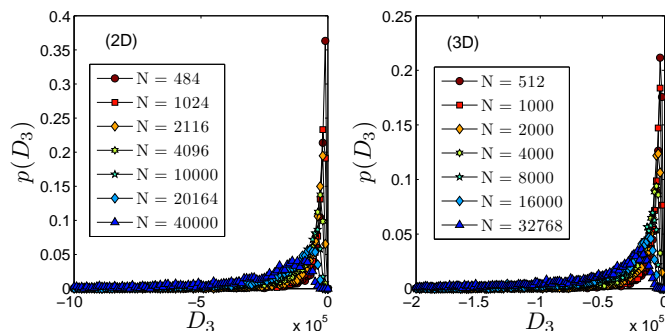


FIG. 8: Distributions of D_3 measured for each instance in our ensemble of quenched amorphous solids.

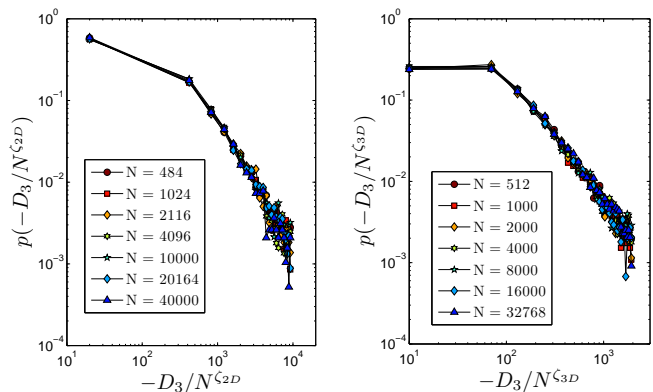


FIG. 9: Distributions of D_3 rescaled by the estimated N -dependence, cf. Eq. (51). The data collapse is in excellent agreement with the predicted scaling behavior. We find the best collapse with $\zeta_{2D} \approx 0.62$ for the 2D data and $\zeta_{3D} \approx 0.56$ for the 3D data.

VII. SUMMARY AND DISCUSSION

We have learned in this paper that in amorphous solids of the type discussed above the elastic theory exists only for infinitesimal strains in the thermodynamic limit. We have found that the shear modulus exists in the thermodynamic limits, but starting with B_2 the pdf's of all the nonlinear coefficients B_n do not converge to a delta-function in the thermodynamic limit. Starting with B_3 all the coefficient diverge with N . The final result can be summarized by the prediction

$$B_n \sim N^{\frac{2n-2-\theta}{1+\theta}}. \quad (52)$$

Note that the exponent θ is not expected to be universal since it depends on the quenching protocol and other details of the system. We expect however quite generally that $\theta \geq 2$ [18]. Thus the shear modulus exists always, providing us with a small linear regime where elasticity theory may remain useful.

We reiterate here that the analysis presented here has nothing to do with time-scales. As long as our straining rate is slow enough, $\dot{\gamma} \ll L/c$ the formation of an affine transformation is co-temporal with the creation of forces on the particles that result in a concurrent non affine transformation which is the source of potential singularities in the theory. One cannot 'freeze' the non affine part of the transformation and go on straining. The 'velocity' v above is real, and represents how the non affine transformation occurs on the same time scale that the strain is increased.

The upshot of the analysis presented above is that in amorphous solids in the thermodynamic limit it is impossible to separate elastic from plastic responses. They are mixed together in an intimate way, defying the existence of a naive nonlinear elastic theory in the form of a Taylor expansion. It is possible that one needs to renormalize the theory in order to obtain a well posed expansion.

sion in another variable; this possibility will be explored in a forthcoming publication. At this point our feeling is that the results presented above explain the surprisingly high degree of plasticity that was found in recent experiments on metallic glasses [13], and of the fact that macroscopic samples of metallic glasses cannot be maintained in the elasto-plastic steady state that is found in small sample simulations [14, 15]: they appear to break as soon as they reach the yielding transition. Also, we point out to the interesting experiments [16, 17] where it was shown that in nano-samples of metallic particles one *could* reach the elasto-plastic steady state. While not mathematically related to the analysis shown in this paper, we propose that all these observations are in accordance with the theoretical conclusions presented here. It may be worthwhile to examine systematically the system size dependence of the existence of the yielding transition to a steady elasto-plastic state in metallic glasses and other systems of the type presented here. In particular, it should be interesting to examine the nonlinear elastic coefficients in small system, like nano-samples of metallic glasses, and attempt to confirm the divergence of B_3 and of higher order nonlinear elastic coefficients.

Acknowledgments

We thank Efim Brener for useful discussions. We also thank Matthieu Wyart for pointing out the importance of the symmetries of the mismatch forces. This work had been supported in part by the German Israeli Foundation, the Israel Science Foundation, the Israel Ministry of Science under the French-Israeli collaboration and by the ERC under an advanced “ideas” grant # 267093 - STANPAS.

Appendix A: System size scaling of $X(N)$

The sum $X_n(N)$ was defined in Eq. (47); here we provide a numerical analysis of the statistical problem, from which we will deduce the scaling of X_n with the system size N . For clarity, we repeat the formulation of the problem: given a probability distribution $K(\hat{\lambda}) \sim \hat{\lambda}^\theta$ for small $\hat{\lambda}$, we draw $\mathcal{O}(N)$ numbers from this distribution, and calculate

$$X_n = \sum_k \frac{g_\pm^{(k)}}{\hat{\lambda}_k^{2n-1}}, \quad (\text{A1})$$

where as before $g_\pm^{(k)} = \pm 1$ with probability 1/2 for each possibility. Notice that here we only consider the case of even integers n , then $(g_\pm^{(k)})^{n-1} = g_\pm^{(k)}$.

Following this formulation, we ran simulations of the above statistics and extracted the pdf's of X_n for $n = 2$ and $n = 4$, which are the cases of interest in Sect. VI. The pdfs for X_2 and X_4 are plotted in semi-log scales

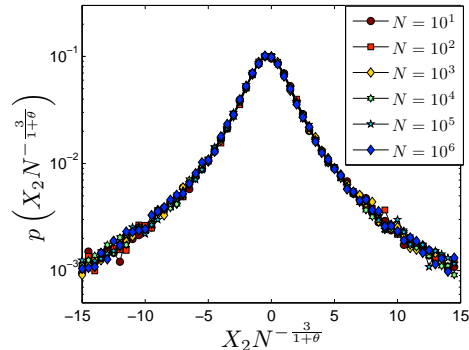


FIG. 10: Distributions of $X_2/N^{\frac{3}{1+\theta}}$, calculated using $\theta = 2.2$, see text for details of statistical model.

in Figs. 10 and 11. As expected from the symmetry of the factors $g_\pm^{(k)}$, the distributions are symmetric around zero. We confirm empirically the known result [19] that the pdfs of $X_n(N)$ for various N 's when plotted as a function of the re-scaled argument $X_n/N^{\frac{2n-1}{1+\theta}}$, attain a limit distribution, known as a ‘Levy law’ [19]. Our simulations were carried out using $\theta = 2.2$, see Sect. IV and Sect. VI for the origin of this exponent; we note that the extracted scaling law does **not** apply to **any** choice of exponents θ and $2n - 1$, see review by Bouchaud and Georges [19] for further details. According to [19], one expects the limiting distributions the sums X_n for higher orders $n > 4$ to obey the **same** scaling, namely they are given by a scaling function of $X_n/N^{\frac{2n-1}{1+\theta}}$.

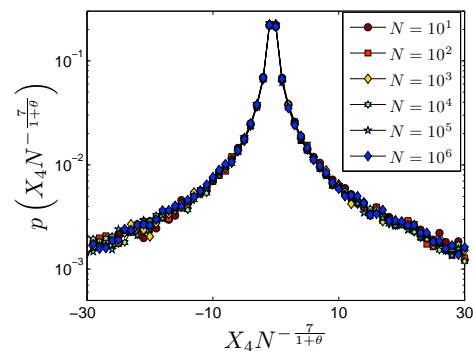


FIG. 11: Distributions of $X_4/N^{\frac{7}{1+\theta}}$, calculated using $\theta = 2.2$, see text for details of statistical model.

[1] A. Cavagna, Phys. Rep. **476**, 51 (2009).

[2] S. Karmakar, E. Lerner, and I. Procaccia, Phys. Rev. E

- 82**, 026105 (2010).
- [3] The incremental strain tensor is then conventionally written as $\epsilon \equiv \mathbf{J}^T \cdot \mathbf{J} - \mathbf{I}$.
- [4] J. F. Lutsko, *J. Appl. Phys.* **65**, 2991 (1989).
- [5] C. Maloney and A. Lemaitre, *Phys. Rev. Lett.* **93**, 195501 (2004).
- [6] D. L. Malandro and D. J. Lacks, *J. Chem. Phys.* **110**, 4593 (1999).
- [7] S. Karmakar, E. Lerner, and I. Procaccia, *Phys. Rev. E* **82**, 055103(R) (2010).
- [8] F. Sausset, G. Biroli and J. Kurchan, *J. Stat. Phys.* **140**, 718 (2010).
- [9] A. Buchel and J.P. Sethna, *Phys. Rev. Lett.* **77**, 1520 (1996).
- [10] S. Karmakar, E. Lerner, I. Procaccia, and J. Zylberg, *Phys. Rev. E*, **82**, 031301 (2010).
- [11] S. Karmakar, E. Lerner, and I. Procaccia, arXiv:1004.2198 (2010).
- [12] W. Weibull, *Proc. Royal Swedish Academy of Eng. Sci.*, **151**, 1 (1939).
- [13] W. Dmowski, T. Iwashita, C.-P. Chuang, J. Alner and T. Egami, *Phys. Rev. Lett.*, **105**, 205502 (2010).
- [14] K. Samwer, private communication, Goettingen November 2010.
- [15] M. Neudecker and S.G. Mayr, *Acta Mat.* **57**, 1437 (2009).
- [16] J. H. Luo, F. F. Wu, J.Y. Huang, J. Q. Wang, and S. X. Mao, *Phys. Rev. Lett.* **104**, 215503 (2010).
- [17] D. Jang and J. R. Greer, *Nat. Mat.* **9**, 215 (2010).
- [18] For $\theta < 2$ the system is mechanically unstable even at equilibrium, with divergent probability to see zero energy barriers in the energy landscape. For more details on this delicate point cf. S. Karmakar, E. Lerner, and I. Procaccia, Weizmann Institute Preprint.
- [19] J.-P. Bouchaud and A. Georges, *Phys. Rep.* **195**, 127 (1990).