

# The free energy in a magnetic field and the universal scaling equation of state for the three-dimensional Ising model

P. Butera<sup>\*1</sup> and M. Pernici<sup>\*\*2</sup>

<sup>1</sup>*Dipartimento di Fisica Universita' di Milano-Bicocca*  
and

*Istituto Nazionale di Fisica Nucleare*  
*Sezione di Milano-Bicocca*

*3 Piazza della Scienza, 20126 Milano, Italy*

<sup>2</sup>*Istituto Nazionale di Fisica Nucleare*  
*Sezione di Milano*

*16 Via Celoria, 20133 Milano, Italy*

(Dated: February 16, 2022)

## Abstract

We have substantially extended the high-temperature and low-magnetic-field (and the related low-temperature and high-magnetic-field) bivariate expansions of the free energy for the conventional three-dimensional Ising model and for a variety of other spin systems generally assumed to belong to the same critical universality class. In particular, we have also derived the analogous expansions for the Ising models with spin  $s = 1, 3/2, ..$  and for the lattice euclidean scalar field theory with quartic self-interaction, on the simple cubic and the body-centered cubic lattices. Our bivariate high-temperature expansions, which extend through  $K^{24}$ , enable us to compute, through the same order, all higher derivatives of the free energy with respect to the field, namely all higher susceptibilities. These data make more accurate checks possible, in critical conditions, both of the scaling and the universality properties with respect to the lattice and the interaction structure and also help to improve an approximate parametric representation of the critical equation of state for the three-dimensional Ising model universality class.

PACS numbers: 05.50.+q, 64.60.De, 75.10.Hk, 64.70.F-, 64.10.+h

Keywords: Ising model, high-temperature expansions, magnetic field, equation of state

## I. INTRODUCTION

We present a brief analysis of high-temperature (HT) and low-field expansions for the free energy of the conventional 3D Ising model in an external uniform magnetic field, extended from the presently available<sup>3-6</sup> order 17 up to order 24 in the case of the simple-cubic (*sc*) lattice, and from the order 13 up to 24 in the case of the body-centered-cubic (*bcc*) lattice. In addition to the conventional Ising model (i.e. with spin  $s = 1/2$ ), we have considered also a few models with spin  $s > 1/2$ , and the lattice scalar euclidean field theories with even polynomial self-interaction. All results for the simple Ising system in a field can be readily transcribed into the lattice-gas model language and therefore are of immediate relevance also for the theory of the liquid-gas transition<sup>7,8</sup>. The HT and low-field expansions of the spin- $s$  Ising models can be transformed<sup>9,10</sup> into low-temperature (LT) and high-field expansions.

The spin- $s$  Ising model in an external magnetic field  $H$  is described by the Hamiltonian<sup>11-14</sup>

$$\mathcal{H}\{s\} = -\frac{J}{s^2} \sum_{\langle ij \rangle} s_i s_j - \frac{mH}{s} \sum_i s_i \quad (1)$$

where  $s_i = -s, -s+1, \dots, s$  is the spin variable at the lattice site  $\vec{i}$ ,  $m$  is the magnetic moment of a spin,  $J$  is the exchange coupling. The first sum extends over all distinct nearest-neighbor pairs of sites, the second sum over all lattice sites. The conventional Ising model is recovered by setting  $s = 1/2$ .

The one-component self-interacting lattice scalar field theory is described by the Hamiltonian<sup>15-17</sup>

$$\mathcal{H}\{\phi\} = - \sum_{\langle ij \rangle} \phi_i \phi_j + \sum_i (V(\phi_i) + H\phi_i). \quad (2)$$

Here  $-\infty < \phi_i < +\infty$  is a continuous variable associated to the site  $\vec{i}$  and  $V(\phi_i)$  is an even polynomial in the variable  $\phi_i$ . In this study, we have only considered the specific model in which  $V(\phi_i) = \phi_i^2 + g(\phi_i^2 - 1)^2$ , although we can cover interactions of a more general form.

All these models are expected to belong to the 3D Ising universality class, therefore our extensive set of series expansion data can be used to test the accuracy of the basic hypotheses of critical scaling and universality with respect to the lattice and the interaction structure, by comparing the estimates of the exponents and of universal combinations of critical amplitudes for the various models as well as by forming approximate representations of the equation of state (ES). In this study our attitude<sup>17,18</sup> is, to some extent, complementary to the current one. Usually, universality is essentially assumed from the outset: for example, in the renormalization group (RG) approach<sup>19-27</sup>, an appropriate scalar field theory in continuum space is taken as the representative of the Ising universality class, as suggested by the independence of the renormalization procedure from the details of the microscopic interaction. Also in HT and MonteCarlo approaches, attention has been recently focused<sup>16-18,28,29</sup> on particular continuous- or discrete-spin lattice models which exhibit vanishing (or very small) leading non-analytic corrections to scaling<sup>30,31</sup> in order to be able to estimate more accurately the physical quantities of interest. In this report, we prefer to take advantage of our extended expansions to test a wide sample of models, expected to belong to the same universality class, and to show how closely, already at the present orders of expansion, each model approaches the predicted asymptotic scaling and universality properties.

The paper is organized as follows: in Sect.II we briefly characterize our expansions, sketch the method of derivation and list the numerous tests of correctness passed by the series coefficients. In Sect. III we define the higher-order susceptibilities, whose critical parameters enter into the

determination of the scaling equation of state and update an approximate representation of it. In Sect. IV we discuss numerical estimates of exponents, amplitudes and universal combinations of these, that can be computed from the bivariate series. In the last section, we summarize our results and draw some conclusions.

## II. EXTENSIONS OF THE BIVARIATE SERIES EXPANSIONS

The HT series expansion coefficients for the models under study have been derived by a fully computerized algorithm based on the vertex-renormalized linked-cluster (LC) method which calculates the mean magnetization per spin in a non-zero magnetic field from the set of all topologically distinct, connected, 1-vertex-irreducible (1VI), single-rooted graphs<sup>11</sup>. We have taken advantage of the bipartite structure of the *sc* and the *bcc* lattices to restrict the generation of graphs to the subset of the bipartite graphs, i.e. to the graphs containing no loops of odd length.

In the past, the LC method was employed mainly to derive expansions in the absence of magnetic field. In the presence of a field, the most extensive<sup>3,4</sup> data so far available in 3D were derived indirectly, by transforming<sup>9,10</sup> bivariate LT and high-field expansions<sup>32</sup> into HT and low-field expansions. This computation was performed only for the  $s = 1/2$  Ising model, although some LT and high-field data existed also for other values of the spin. Shorter HT expansions in a finite field had also been previously obtained<sup>8</sup>, only for the  $s = 1/2$  model, by a direct expansion of the free energy. It is worth noting that we are now in a position to follow the opposite route: namely of transforming our bivariate HT data for the spin- $s$  Ising systems into LT and high-field expansions, thus extending the known results.

Our improvements of the presently available HT series in a field are summarized in Table I, in the case of the *sc* and the *bcc* lattices. Similar extensions for the same class of models, in the case of the simple quadratic (*sq*) lattice and for bipartite lattices in  $d > 3$  space dimensions, will be discussed elsewhere. The series expansions coefficients will be tabulated in a separate paper.

The feasible correctness checks of our computations are inevitably partial, since the extended expansions include information much wider than that already available in the literature. The easiest non-trivial check is that our procedure yields the known bivariate expansion of the free energy for the spin 1/2 Ising model in a finite field on the one-dimensional lattice. We have also checked that our results agree, through their common extent, with the old data cited above<sup>3,4</sup> for the spin 1/2 Ising system in a magnetic field, both on the *sc* and the *bcc* lattices. Otherwise, our results can only be compared with the related data in zero field, in particular with the HT expansions of the free energy and its second field-derivative, both for the Ising model with general spin- $s$  and for the scalar field model, on the *sc* and the *bcc* lattices, which have been tabulated<sup>17,18</sup> through order  $K^{25}$ , while the 4th field-derivative is already known<sup>17,18</sup> through  $K^{23}$  for both lattices. Our results agree, through their common extent, also with the expansions of the 6th field derivative in zero field, tabulated<sup>33</sup> up to order  $K^{19}$ , and of the 8th field-derivative, tabulated<sup>33</sup> up to order  $K^{17}$ , in the case of the spin 1/2 model on the *bcc* lattice. We have finally checked that our expansions reproduce the *sc* lattice calculations of the 6th field-derivative (known up to order  $K^{19}$ ), of the 8th (known up to order  $K^{17}$ ) and of the 10th (known up to order  $K^{15}$ ) in the case of the *sc* lattice scalar field with quartic coupling  $g = 1.1$ , which have been tabulated in Ref.[16].

It is fair to remark that the finite-lattice (and the related transfer-matrix) methods of expansion<sup>34,35</sup> have shown more efficient<sup>36</sup> than the LC approach, at least for  $s = 1/2$  in  $d = 2$  dimensions, even in presence of a magnetic field, while they remain rather difficult and unpractical in

TABLE I: Maximal order in  $K$  of the high-temperature and low-field expansions of the free energy for the models in the Ising universality class considered in this note.

	Existing data[4]	This work
<i>sc</i> lattice		
Ising $s = 1/2$	17	24
Ising $s > 1/2$	0	24
$\phi^4$	0	24
<i>bcc</i> lattice		
Ising $S = 1/2$	13	24
Ising $s > 1/2$	0	24
$\phi^4$	0	24

higher space dimensions. In the case of the two-dimensional spin 1/2 Ising model, with the support of a variational approximation, these methods made a representation of the ES of unprecedented accuracy<sup>37</sup> possible. In the future, these techniques might prove to be competitive<sup>35</sup> in the 3D case also for calculations in a nonvanishing field. We believe, however, that it has been worthwhile to test and develop also a LC approach, which expresses the series coefficients in terms of polynomials in the moments of the single-spin measure and therefore, unlike the finite lattice method, is flexible enough to apply also to non-discrete state models such as the one-component scalar field model<sup>17</sup> within the Ising universality class studied here and, more generally, to the O(N)-symmetric spin<sup>38</sup> or lattice-field systems in any space dimension.

### A. The algorithms

To give an idea of the strong points of our graphical algorithms, we mention that, using only an ordinary desktop personal quad-processor-computer with a 4G fast memory (RAM), our code can complete in seconds all calculations already documented<sup>3,4</sup> in the literature (see Table I). The whole renormalized calculation presented here, can be completed in a CPU-time of a few days, most of which goes in producing the highest order of expansion. In what follows all timings are single-core times.

The LC computation has been split into three parts. First, we generated the simple, bipartite, unrooted, topologically distinct 1VI graphs. This part is memory intensive, but takes only a few hours. Table II lists the numbers of these graphs from order 4 through 24. In a second step, we computed the single-rooted multigraphs, their symmetry numbers and their lattice embeddings. This part of the calculation requires little memory: in the case of the *bcc* lattice, completing the 24th order took approximately a day, while in the case of the *sc* lattice two weeks were necessary. In the latter case, most of the time was spent to determine the graph embeddings. These two parts of the calculation were implemented by C++ codes, and used the “Nauty”<sup>39</sup> library to compute the graph certificates and symmetry factors. The relevant procedures of this package were supplemented with the GNU Multiprecision Arithmetics Library<sup>40</sup> to get the exact graph symmetry numbers. The third step implements the algebraic vertex-renormalization<sup>11</sup> procedure by deriving the magnetization from the single-rooted 1VI graphs and then, by integration, the free energy  $\mathcal{F}(K, h) = \sum f_n(h) K^n$ . Here  $K = J/k_B T$ , with  $k_B$  the Boltzmann constant and  $T$  the

TABLE II: The number of simple, connected, bipartite, unrooted 1VI graphs with  $l$  lines and with a given number  $v$  of odd vertices, which contribute to the HT expansion coefficient of the free energy at order  $K^l$

	$v$									
$l$	0	2	4	6	8	10	12	14	16	totals
4	1	0	0	0	0	0	0	0	0	1
5	0	0	0	0	0	0	0	0	0	0
6	1	1	0	0	0	0	0	0	0	2
7	0	1	0	0	0	0	0	0	0	1
8	2	1	1	0	0	0	0	0	0	4
9	0	3	1	1	0	0	0	0	0	5
10	3	6	5	0	0	0	0	0	0	14
11	0	11	7	2	0	0	0	0	0	20
12	9	20	31	4	1	0	0	0	0	65
13	0	49	53	22	0	0	0	0	0	124
14	20	101	194	54	7	0	0	0	0	376
15	0	258	432	238	20	2	0	0	0	950
16	84	520	1471	732	127	0	0	0	0	2934
17	0	1482	3725	2886	434	29	0	0	0	8556
18	300	3243	12233	9531	2403	97	5	0	0	27812
19	0	9646	33608	36067	9675	845	0	0	0	89841
20	1520	21859	109796	123543	46241	4023	133	0	0	307115
21	0	68697	318283	460225	191416	26435	594	13	0	1065663
22	8186	163780	1048349	1608030	858792	134409	6672	0	0	3828218
23	0	533569	3166399	5970246	3566324	757696	40686	744	0	14035664
24	52729	1328836	10594514	21241772	15475018	3796365	317259	4267	38	52810798

temperature, while  $h = mH/k_B T$  is the reduced magnetic field. The magnetization is expressed in term of the bare vertices  $M_i^0(h)$  obtained deriving  $i$  times with respect to  $h$  the generating function  $M_0^0(h) = \ln \left[ \frac{\sinh(h(2s+1)/2s)}{\sinh(h/2s)} \right]$  in the case of the spin- $s$  Ising systems, or, in the case of the scalar field system,  $M_0^0(h) = \ln \left[ \int d\phi e^{-V(\phi)+h\phi} \right]$ . For example, the HT expansion coefficient of the free energy at order  $K^2$ , on the *bcc* lattice, is given by

$$f_2(h) = 2(M_2^0)^2(h) + 32(M_1^0)^2(h)M_2^0(h) \quad (3)$$

while on the *sc* lattice

$$f_2(h) = \frac{3}{2}(M_2^0)^2(h) + 18(M_1^0)^2(h)M_2^0(h). \quad (4)$$

Table III lists the number of monomials of the bare vertices, with a given number  $v$  of odd indices which contribute to the free energy HT expansion coefficient at order  $K^l$ . Equivalently, this is the number of admissible vertex-degree sequences of the (far more numerous) graphs contributing to this coefficient. Notice that the monomials containing at least two bare vertices of odd order are the overwhelming majority. They all vanish in zero field, which shows that the finite field calculation

TABLE III: The number of monomials in the bare vertices, with a given number  $v$  of odd vertices, which contribute to the HT expansion coefficient of the free energy on a bipartite lattice, at order  $K^l$

	$v$				
$l$	0	2	4	$v > 4$	totals
1	0	1	0	0	1
2	1	1	0	0	2
3	0	3	1	0	4
4	3	4	3	0	10
5	0	10	6	2	18
6	6	14	15	6	41
7	0	27	25	18	70
8	14	39	45	39	137
9	0	70	77	86	233
10	25	94	130	164	413
11	0	157	201	305	663
12	53	222	318	541	1134
13	0	348	481	924	1753
14	89	457	742	1529	2817
15	0	699	1091	2519	4309
16	167	941	1589	3972	6669
17	0	1379	2289	6213	9881
18	278	1796	3314	9566	14954
19	0	2577	4635	14487	21699
20	480	3370	6492	21662	32004
21	0	4711	9010	32134	45855
22	760	5965	12430	46887	66042
23	0	8257	16858	67949	93064
24	1273	10664	22895	97543	132375

has a substantially higher complexity. The renormalization through 24th order was performed in a few hours. The third step of the calculation is based on codes written in the Python and Sage<sup>41</sup> languages.

It is also not without interest that in a preliminary step of our work, we have been able to employ the simple *unrenormalized* linked-cluster method<sup>11</sup>, which uses *all* topologically distinct unrooted connected graphs (including multigraphs) to compute the bivariate expansions of the free energy through order 20. It takes only one day to complete this calculation. Of course, while the unrenormalized procedure is algebraically straightforward, it would make further extensions of the series unpractical, using our desktop computers, for the rapid increase with order of the combinatorial complexity and, as a consequence, of the memory requirements. The computation of the 21st order does not fit in 4 GB of RAM, but would require some increase of memory. These calculations are however interesting by themselves, both because the unrenormalized method is

still generally (and too pessimistically) dismissed as unwieldy beyond just the first few orders, and because they provide a valuable cross check, through order 20, of the results of the algebraically more complex vertex-renormalized procedure, which remains necessary to push the calculation to higher orders.

### III. ASYMPTOTIC SCALING AND THE EQUATION OF STATE

The hypothesis of asymptotic scaling<sup>42–46</sup> for the singular part  $\mathcal{F}_s(\tau, h)$  of the reduced specific free energy, valid as both  $h$  and  $\tau$  approach zero, can be expressed in the form

$$\mathcal{F}_s(\tau, h) \approx |\tau|^{2-\alpha} Y_{\pm}(h/|\tau|^{\beta\delta}). \quad (5)$$

where  $\tau = (1 - T_c/T)$  is the reduced temperature. The exponent  $\alpha$  specifies the divergence of the specific heat,  $\beta$  describes the small  $\tau$  asymptotic behavior of the spontaneous specific magnetization  $M$  on the phase boundary ( $h \rightarrow 0^+, \tau < 0$ )

$$M \approx B(-\tau)^{\beta} \quad (6)$$

with  $B$  the critical amplitude of  $M$ . The exponent  $\delta$  characterizes the small  $h$  asymptotic behavior of the magnetization on the critical isotherm ( $h \neq 0, \tau = 0$ ),

$$|M| \approx B_c |h|^{1/\delta} \quad (7)$$

and  $B_c$  is the corresponding critical amplitude. For the exponents  $\alpha$  and  $\beta$ , we have assumed the values  $\alpha = 0.110(1)$  and  $\beta = 0.3263(4)$ , obtained using the scaling and hyperscaling relations, from the HT estimates<sup>17</sup> of the susceptibility exponent  $\gamma = 1.2373(2)$  and of the correlation-length exponent  $\nu = 0.6301(2)$ .

The functions  $Y_{\pm}(w)$  are defined for  $0 \leq w \leq \infty$  and have a power-law asymptotic behavior as  $w \rightarrow \infty$ . The  $+$  and  $-$  subscripts indicate that different functional forms are expected to occur for  $\tau < 0$  and  $\tau > 0$ . The usual scaling laws follow from eq.(5). The simplest consequence of eq.(5), which will be tested using our HT expansions, is that the critical exponents of the successive derivatives of  $\mathcal{F}_s(\tau, h)$  with respect to  $h$  at zero field, are evenly spaced by the quantity  $\Delta = \beta\delta$ , usually called “gap exponent”. More precisely, let us define the zero-field  $n$ -spin connected correlation functions at zero wavenumber (also called *higher susceptibilities* when  $n > 2$ ) by the equation

$$\chi_n(K) = (\partial^n \mathcal{F}(h, K) / \partial h^n)_{h=0} = \sum_{s_2, s_3, \dots, s_n} \langle s_1 s_2 \dots s_n \rangle_c. \quad (8)$$

For odd values of  $n$ , these quantities vanish in the symmetric HT phase, while they are nontrivial for all  $n$  in the broken-symmetry LT phase. For even values of  $n$  in the symmetric phase, and for all  $n$  in the broken phase, scaling implies that, as  $T \rightarrow T_c^+$  along the critical isochore ( $h = 0, \tau > 0$ ) or, as  $T \rightarrow T_c^-$  along the phase boundary, we have

$$\chi_n(\tau) \approx C_n^{\pm} |\tau|^{-\gamma_n} (1 + b_n^{\pm} |\tau|^{\theta} + \dots) \quad (9)$$

where  $\gamma_n = \gamma + (n - 2)\Delta$ ,  $b_n^{\pm}$  and  $\theta$  are, respectively, the amplitude and the exponent which characterize the leading non-analytic correction to asymptotic scaling. The value<sup>47</sup>  $\theta = 0.52(2)$  has been estimated for the universality class of the 3D Ising model. Assuming also the validity of hyperscaling, we can conclude that  $2\Delta = 3\nu + \gamma$ .

An important bonus of our bivariate calculations, is the significant extension the HT expansions of the higher susceptibilities. We have added one more term to the existing<sup>18</sup> HT expansion of

$\chi_4(K)$ , five terms to that<sup>33</sup> of  $\chi_6(K)$ , seven to that<sup>16</sup> of  $\chi_8(K)$  and nine to that of  $\chi_{10}(K)$ . In the case of the susceptibilities of order  $2n > 10$ , no data at all were available so far. We have now extended, uniformly in the order, the HT expansions of all higher susceptibilities  $\chi_{2n}(K)$  with  $2n \geq 4$ . In this paper, we shall present only a preliminary analysis of these quantities, while a more detailed discussion of our bivariate expansions will be postponed to a forthcoming article.

The scaling form of the equation of state  $M = \mathcal{M}(h, T)$ , relating the external reduced magnetic field  $h$ , the reduced temperature  $\tau$  and the magnetization  $M$ , when  $h$  and  $\tau$  approach zero, is simply obtained by differentiating eq.(5) for  $f_s(\tau, h)$  with respect to  $h$

$$M \approx -|\tau|^\beta Y_\pm^{(1)}(h/|\tau|^{\beta\delta}) \quad (10)$$

Here we have used the relation  $\gamma = \beta(\delta - 1)$ . By further differentiation of eq. (10) with respect to the field, also the higher susceptibilities are recognized to have a scaling form

$$\chi_n(h, \tau) = (\partial^{n-1} M / \partial h^{n-1}) \approx -|\tau|^{-\gamma_n} Y_\pm^{(n)}(h/|\tau|^{\beta\delta}). \quad (11)$$

The hypothesis of universality states that, in addition to the critical exponents, the function  $Y_\pm(w)$ , (and therefore also its  $n$ -th derivative  $Y_\pm^{(n)}(w)$ ) is universal<sup>48</sup> up to multiplicative constants (*metric factors*<sup>49</sup>) which fix the scales of  $h$  and  $\tau$  in each particular model within a universality class. Accordingly, one can conclude that a variety of dimensionless combinations of critical amplitudes are universal.

The ES can also be written in the equivalent form<sup>42,43,50</sup>

$$h(M, \tau) \approx M|M|^{\delta-1} f(\tau/|M|^{1/\beta}) \quad (12)$$

in which a single scaling function  $f(x)$ , universal up to metric factors, describes both the regions  $\tau < 0$  and  $\tau > 0$ . The function  $h(M, \tau)$  is known<sup>50</sup> to be regular analytic in a neighborhood of the critical isotherm and of the critical isochore. From general thermodynamic arguments<sup>50</sup> one can infer that  $f(x)$  is a positive monotonically increasing regular function of its argument, in some interval  $-x_0 \leq x \leq \infty$ , with  $x_0 > 0$ . Moreover  $f(-x_0) = 0$ . The local behavior of the function  $f(x)$  can be further determined, by the requirement of consistency with the scaling laws, in terms of critical amplitudes of quantities computable from our HT and LT series. By differentiating this form of the ES with respect to  $M$ , we get the asymptotic behavior  $f(x) \propto x^\gamma$ , for large positive  $x$ . Setting  $\tau = 0$ , the ES reduces to eq.(7) and  $f(0) = B_c^{-\delta}$ . If  $h \rightarrow 0$  at fixed  $\tau < 0$ , we expect to find a nonvanishing spontaneous magnetization  $M$ , therefore the ES implies that  $f(x)$  must vanish. Since  $f(-x_0) = 0$ , we have  $-\tau/M^{1/\beta} = x_0$  and, from eq.(6), we conclude that  $x_0 = B^{-1/\beta}$ . We can then fix the metric factors by normalizing the field to  $B_c^{-\delta}$  and the reduced temperature to  $B^{-1/\beta}$ . The expansion of  $f(x)$  for large positive  $x$  is expressed in terms of the critical parameters characterizing the HT side of the critical point. The small  $x$  expansion, which uses the parameters of the critical isotherm, and the negative  $x$  region related to the parameters of the LT side of  $T_c$ , will be discussed in a forthcoming paper presenting our analysis of the extended LT expansions.

Summarizing the more detailed discussion of Ref.[21], we can also observe that, in the large positive  $x$  (small magnetization) region, where the magnetic field  $h(M, \tau)$  has a convergent expansion in odd powers of  $M$ , the ES is more conveniently expressed in terms of the variable  $z = M\tau^{-\beta}x_0^\beta$ . The ES takes then the form

$$h(M, \tau) = \bar{h}|\tau|^{\beta\delta} F(z) \quad (13)$$

where  $\bar{h}$  is a constant and  $F(z)$  is normalized by the equation  $F'(0) = 1$ . The small  $z$  expansion of  $F(z)$  can be written as



$$F(z) = z + \frac{1}{6}z^5 + F_5z^5 + F_7z^7 + \dots \quad (14)$$

The coefficients  $F_5, F_7, \dots$  are defined by the equation  $F_{2n-1} = r_{2n}^+/(2n-1)!$ , in terms of the ratios  $r_{2n}^+$  which will be introduced in the next section. They have been computed within the RG approach<sup>22,24</sup>, by the  $\epsilon$ -expansion ( $\epsilon = 4 - d$ ) up to five loops, by the perturbative  $g$ -expansion at fixed dimension  $d = 3$  up to the same order, by other RG approximations<sup>25-27</sup>, by HT expansions<sup>16,51</sup>, by MonteCarlo methods<sup>52,53</sup>. Our estimates of the first few  $r_{2n}^+$  by extended HT expansions, are reported in Table IX.

### A. A parametric form of the ES

A parametric form<sup>54-56</sup> has been introduced to formulate an approximate representation of the ES in the whole critical region and as an aid in the comparison with the experimental data. The parametrization is chosen to embody the analyticity properties of  $h(M, \tau)$  and the scaling laws. These properties make the parametric form convenient to approximate the ES in the whole critical region by using only an HT input, such as the small  $z$  expansion eq.(14) of  $F(z)$ . In this approach, the scaled field and the reduced temperature are expressed as the following functions

$$M = m_0 R^\beta \theta \quad (15)$$

$$\tau = R(1 - \theta^2) \quad (16)$$

$$h = h_0 R^{\beta\delta} l(\theta) \quad (17)$$

of generalized radial and angular coordinates  $R \geq 0$  and  $-\theta_0 \leq \theta \leq \theta_0$ , with  $\theta_0 > 1$  the smallest positive zero of the function  $l(\theta)$ . The radial coordinate  $R$  measures the distance in the  $h, T$  plane from the critical point, and the angular coordinate  $\theta$  specifies a direction in this plane. Therefore,  $\theta = 0$  corresponds to the critical isochore,  $\theta = \pm 1$  is associated to the critical isotherm and  $\theta = \pm \theta_0$  to the coexistence curve. The function  $l(\theta)$ , normalized by  $l'(0) = 1$ , is odd and regular for  $|\theta| < \theta_0$ , as implied by the regularity of  $f(x)$  and the invertibility of the above variable transformation in this interval.

The variable  $z$  is then expressed as

$$z = \frac{\rho \theta}{(1 - \theta^2)^\beta} \quad (18)$$

and the function  $F(z)$  of eq.(14) is related to  $l(\theta)$  by

$$l(\theta) = \frac{1}{\rho} ((1 - \theta^2)^{\beta+\gamma} F(z(\theta))) \quad (19)$$

Here  $\rho = m_0 x_0^\beta$  is a positive constant related to the arbitrary normalization constant  $m_0$  appearing in eq. (15). If  $F(z)$  were exactly known, the corresponding  $l(\theta)$  given by eq. (19) should not depend on  $\rho$ . However the polynomial truncations of  $l(\theta)$  that can be formed from the first few available terms of the expansion eq. (14) of  $F(z)$  will have coefficients  $l_{2n+1}(\rho)$  depending not only on the coefficients  $F_5, F_7, \dots$  and on the exponents  $\beta$  and  $\gamma$ , but also on  $\rho$ .

In particular<sup>21</sup>, expanding both sides of eq.(19), one obtains:

$$l_3(\rho) = \frac{1}{6}\rho^2 - \gamma \quad (20)$$

$$l_5(\rho) = \frac{1}{2}\gamma(\gamma - 1) + \frac{1}{6}(2\beta - \gamma)\rho^2 + F_5\rho^4 \quad (21)$$

$$l_7(\rho) = -\frac{1}{6}\gamma(\gamma - 1)(\gamma - 2) + \frac{1}{12}(2\beta - \gamma)(2\beta - \gamma + 1)\rho^2 + (4\beta - \gamma)F_5\rho^4 + F_7\rho^6 \quad (22)$$

$$l_9(\rho) = \frac{1}{24}\gamma(\gamma - 1)(\gamma - 2)(\gamma - 3) + \frac{1}{36}(2\beta - \gamma)(2\beta - \gamma + 1)(2\beta - \gamma + 2)\rho^2 + \quad (23)$$

$$\frac{1}{2}(4\beta - \gamma)(4\beta - \gamma + 1)F_5\rho^4 + (6\beta - \gamma)F_7\rho^6 + F_9\rho^8$$

etc.

The dependence on  $\rho$  of the coefficients  $l_{2n+1}$  has been exploited to improve the approximation of  $l(\theta)$ . A first approach consists in fixing  $\rho$  to the value  $\rho_m$  which minimizes<sup>21</sup> the modulus of the highest-order expansion coefficient  $l_{2n+1}(\rho)$  of  $l(\theta)$  that can be determined reliably from the available coefficients  $F_{2n-1}$ . A second method<sup>16</sup> is based on computing some universal combinations of critical amplitudes in terms of  $l(\theta)$  and then in choosing for  $\rho$  the unique value that makes all such quantities stationary. We may follow this route and consider, for example, the dependence on  $\rho$  of the universal ratio of the susceptibility amplitudes above and beneath  $T_c$ , namely  $C_2^+/C_2^-$ , and of the ratios  $C_4^+B^2/(C_2^+)^3$  and  $C_2^+B^{\delta-1}/B_c^\delta$ . If we plot these quantities vs  $\rho^2$ , we obtain Fig.1, which indicates that the choice  $\rho^2 = 2.615$  should be optimal. Then, using the central values both of the coefficients  $F_{2n-1}$  up to  $n = 7$ , as obtained from our Table IX, and of the exponents  $\beta$  and  $\gamma$  as indicated above and fixing  $\rho$  to its optimal value, the following form of  $l(\theta)$  can be determined

$$l(\theta) \approx \theta - 0.8014(50)\theta^3 + 0.00946(30)\theta^5 + 0.00141(40)\theta^7 + 0.00029(10)\theta^9 - 0.00011(5)\theta^{13} \quad (24)$$

Here we have neglected the term in  $\theta^{11}$ , whose coefficient is  $O(10^{-6})$ , and have indicated the last three terms only to show that their contribution in the interval of interest  $|\theta| < \theta_0$  is very small. The function  $l(\theta)$  vanishes at  $\theta = \theta_0 \approx \pm 1.1273$ .

The analogous result for this auxiliary function obtained in Ref.[22], fixing  $\rho$  by the first method and choosing the values  $\beta = 0.3258(14)$  and  $\gamma = 1.2396(13)$  of the critical exponents, is

$$l(\theta) \approx \theta - 0.762(3)\theta^3 + 0.0082(10)\theta^5 \quad (25)$$

which vanishes at  $\theta \approx \pm 1.1537$ . In this case, the coefficients  $F_{2n-1}$  were obtained by a RG five-loop perturbation expansion in  $d = 3$ . On the other hand, computing the  $F_{2n-1}$  by the RG  $\epsilon$ -expansion to fifth order and choosing  $\beta = 0.3257(25)$  and  $\gamma = 1.2355(50)$  leads<sup>22</sup> to:

$$l(\theta) \approx \theta - 0.72(6)\theta^3 + 0.0136(20)\theta^5 \quad (26)$$

More recently in Ref.[16], using values of the exponents very near to those used in our paper, and deriving the  $F_{2n-1}$  from an HT expansion of *sc*-lattice scalar-field models with self-couplings appropriately chosen to suppress the leading correction to scaling, the following expression was obtained,

$$l(\theta) \approx \theta - 0.736743\theta^3 + 0.008904\theta^5 - 0.000472\theta^7 \quad (27)$$

which vanishes at  $\theta \approx \pm 1.1741$ . As stressed in Refs. [21,22], the alternative forms eqs. (24), (25), (26) and (27) cannot be directly compared, because they are associated to different parametrizations (different values of  $\rho$ ). One should rather compare the universal predictions obtained from

TABLE IV: A few universal amplitude combinations obtained in this work from the parametric form eq.(24) of the ES. For comparison, we have reported also the results obtained from: the slightly different parametric form eq. (27) of the ES in Ref.[16] based on shorter HT expansions and from the parametric forms in Ref.[22] obtained, either from the RG  $\epsilon$ -expansion or from the  $g$ -expansion and using values of the exponents slightly different from those used to get the estimates in the first two columns.

Universal ratios	This work	Ref.[16]	$\epsilon$ -expans.[22]	$g$ -expans.[22]
$A^+/A^-$	0.530(3)	0.529(6)	0.527(37)	0.537(19)
$C_2^+/C_2^-$	4.78(3)	4.78(5)	4.73(16)	4.79(10)
$C_4^+/C_4^-$	-9.2(3)	-9.3(5)	-8.6(1.5)	-9.1(6)
$-C_4^+B^2/(C_2^+)^3$	7.8(1)	7.83(4)	8.24(34)	
$C_2^+B^{\delta-1}/B_c^\delta$	1.66(2)	1.665(10)	1.648(36)	1.669(18)
$\alpha A^+C_2^+/B^2$	0.0563(5)	0.0562(1)	0.0569(35)	0.0574(20)
$-C_3^-B/(C_2^-)^2$	6.015(15)	6.018(20)	6.07(19)	6.08(6)

them, for example, for the universal amplitude combinations, which we have reported in Table IV. In this Table,  $A^+$  and  $A^-$  denote the amplitudes of the specific heat above and beneath  $T_c$ . Our estimates are compared with the corresponding ones obtained<sup>22</sup> from the polynomials  $l(\theta)$  in eq.(25) and eq.(26) and with those obtained<sup>16</sup> from eq. (27). The results from the various methods show a good overall consistency. In Table IV, we have not reported MonteCarlo estimates, which also are available<sup>29,57,58</sup> for the ratios  $A^+/A^-$ ,  $C_2^+B^{\delta-1}/B_c^\delta$  and  $C_2^+/C_2^-$ . It is worth to remark that the computation of the first quantity is difficult, because the weak singularity of the specific heat forces to extend the simulation very close to the critical point. Recent estimates<sup>57,58</sup> of this ratio, in the range  $0.532(7) - 0.540(4)$ , based on simulations of large lattices, might now supersede older results, which were  $\approx 6\%$  larger, thus improving the agreement with the ES estimates of Table IV. Also the second ratio, involving the amplitude  $B_c$  of eq.(7) is difficult to compute by simulations, for similar reasons. The result  $C_2^+B^{\delta-1}/B_c^\delta = 1.723(13)$  of Ref.[29], is somewhat larger than the estimates from the ES. In the case of the third ratio, recent simulations<sup>29,58</sup> have changed the previous larger estimates to values in the range  $4.67(3) - 4.72(11)$ , closer to the ES results. In the Table IV, we also have not shown the few available experimental estimates of some of these combinations, nor those, tabulated in Refs.[16,21,22], which are based on direct evaluations of the amplitudes by LT and HT expansions. They are completely compatible with the ES results of Table IV, but the comparison is not stringent, due to the large uncertainties. Therefore we plan to improve the series determinations of the amplitudes on the critical isotherm and on the coexistence curve, exploiting our extended bivariate LT expansions of the free energy for the spin- $s$  Ising models. A more detailed analysis of our results, along with estimates of other universal amplitude combinations, and a wider comparison among the results in the literature is deferred to a forthcoming paper.

## B. The HT zero-momentum renormalized couplings

The HT expansions of the higher susceptibilities<sup>43</sup> will be used to evaluate their critical amplitudes  $C_n^+$  and correspondingly the critical limits of the zero-momentum  $n$ -spin dimensionless HT

renormalized couplings (RCC's). These quantities enter into the approximate forms of the scaling ES eqs. (10) and (12).

In the HT phase the first few  $2n$ -spins RCC's are defined as the critical limits as  $K \rightarrow K_c^-$  of the following expressions

$$g_4^+(K) = -\frac{V}{\xi^3(K)} \frac{\chi_4(K)}{\chi_2^2(K)} \quad (28)$$

$$g_6^+(K) = \frac{V^2}{\xi^6(K)} \left[ -\frac{\chi_6(K)}{\chi_2^3(K)} + 10 \left( \frac{\chi_4(K)}{\chi_2^2(K)} \right)^2 \right] \quad (29)$$

$$g_8^+(K) = \frac{V^3}{\xi^9(K)} \left[ -\frac{\chi_8(K)}{\chi_2^4(K)} + 56 \frac{\chi_6(K)\chi_4(K)}{\chi_2^5(K)} - 280 \left( \frac{\chi_4(K)}{\chi_2^2(K)} \right)^3 \right] \quad (30)$$

$$g_{10}^+(K) = \frac{V^4}{\xi^{12}(K)} \left[ -\frac{\chi_{10}(K)}{\chi_2^5(K)} + 120 \frac{\chi_8(K)\chi_4(K)}{\chi_2^6(K)} + 126 \frac{\chi_6^2(K)}{\chi_2^6(K)} - 4620 \frac{\chi_6(K)\chi_4^2(K)}{\chi_2^7(K)} + 15400 \left( \frac{\chi_4(K)}{\chi_2^2(K)} \right)^4 \right] \quad (31)$$

$$g_{12}^+(K) = \frac{V^5}{\xi^{15}(K)} \left[ -\frac{\chi_{12}(K)}{\chi_2^6(K)} + 220 \frac{\chi_{10}(K)\chi_4(K)}{\chi_2^7(K)} + 792 \frac{\chi_8(K)\chi_6(K)}{\chi_2^7(K)} - 17160 \frac{\chi_8(K)\chi_4^2(K)}{\chi_2^8(K)} - 36036 \frac{\chi_6^2(K)\chi_4(K)}{\chi_2^8(K)} + 560560 \frac{\chi_6(K)\chi_4^3(K)}{\chi_2^9(K)} - 1401400 \left( \frac{\chi_4(K)}{\chi_2^2(K)} \right)^5 \right] \quad (32)$$

$$g_{14}^+(K) = \frac{V^6}{\xi^{18}(K)} \left[ -\frac{\chi_{14}(K)}{\chi_2^7(K)} + 364 \frac{\chi_{12}(K)\chi_4(K)}{\chi_2^8(K)} - 50050 \frac{\chi_{10}(K)\chi_4^2(K)}{\chi_2^9(K)} + 2002 \frac{\chi_{10}(K)\chi_6(K)}{\chi_2^8(K)} + 1716 \frac{\chi_8^2(K)}{\chi_2^8(K)} + 3203200 \frac{\chi_8(K)\chi_4^3(K)}{\chi_2^{10}(K)} - 360360 \frac{\chi_8(K)\chi_6(K)\chi_4(K)}{\chi_2^9(K)} - 126126 \frac{\chi_6^3(K)}{\chi_2^9(K)} + 10090080 \frac{\chi_6^2(K)\chi_4^2(K)}{\chi_2^{10}(K)} - 95295200 \frac{\chi_6(K)\chi_4^4(K)}{\chi_2^{11}(K)} + 190590400 \left( \frac{\chi_4(K)}{\chi_2^2(K)} \right)^6 \right] \quad (33)$$

Here  $\xi(K)$  is the second moment correlation-length, defined by

$$\xi^2 = \frac{\mu_2}{6\chi_2} \quad (34)$$

with  $\mu_2$  the second moment of the correlation function expressed as

$$\mu_2 = \sum_{s_x} x^2 < s_0 s_x >_c. \quad (35)$$

Both the HT expansions of  $\chi(K)$  and  $\mu_2(K)$  are tabulated<sup>18</sup> through order  $K^{25}$  for the spin- $s$  Ising models.

The volume  $V$  per lattice site takes the value 1 for the *sc* lattice and  $4/3\sqrt{3}$  for the *bcc* lattice. The definitions of the quantities  $g_{2n}^+(K)$  given here differ by a factor  $(2n)!$  from those of Ref.[51].

Also the quantities,

$$I_{2n+4}(K) = \frac{\chi_2^n(K)\chi_{2n+4}(K)}{\chi_4^{n+1}(K)} \quad (36)$$

with  $n \geq 1$ , whose critical values are the universal amplitude combinations first described<sup>48</sup> in the literature, and the closely related quantities

$$r_{2n}(K) = \frac{g_{2n}(K)}{g_4(K)^{n-1}} \quad (37)$$

which share the computational advantage of being independent of the correlation length, will be of relevance in what follows. The finite critical limits  $g_n^+$ ,  $r_{2n}^+$  and  $I_{2n+4}^+$  of the RCC's, of the ratios  $r_{2n}^+(K)$  and of the quantities  $I_{2n+4}(K)$ , represent universal combinations of HT amplitudes that should be considered together with those listed in Table IV. We have not included the expressions of higher-order RCC's, because, in spite of our extensions, the available series might not yet be long enough to determine safely their critical limits. One should notice that, from the point of view of numerical approximation, the  $g_{2n}^+$ , and also the quantities derived from them like  $r_{2n}^+$ , are difficult to compute, unless  $2n$  is small, because they result from relatively small differences between large numbers. These estimates can be reliable provided that the uncertainties of the large numbers are much smaller than their difference. For the same reason, these quantities are notoriously even more difficult to compute by stochastic methods.

## IV. METHODS AND RESULTS OF THE SERIES ANALYSIS

### A. Extrapolation methods

In the numerical analysis of the series expansions of physical quantities, we shall follow two procedures aimed to determine the critical parameters, namely the values of these quantities at the critical point, whenever they are finite, or if they are singular, the locations, amplitudes and exponents of the critical singularities on (or nearby) the convergence disk in the complex  $K$  plane.

A first procedure used in our series analysis, is the differential approximant (DA) method<sup>59</sup>, a generalization of the well known Padé approximant method<sup>59</sup>, having a wider range of application. In this approach, the values of the quantities or the parameters of the singularities can be estimated from the solution, called differential approximant, of an initial value problem for an appropriate ordinary linear (first- or higher-order) inhomogeneous differential equation. This equation has polynomial coefficients defined in such a way that the series expansion coefficients of its solution equal, up to a certain order, those of the series under study. The various possible equations, and therefore the various DAs that can be formed by this prescription, are usually identified by the sequence of the degrees of the polynomial coefficients of the equation. The approximants are called first-order, second-order DAs etc., according to the order of the defining equation. The convergence of the procedure in the case of the Ising models can be improved by first performing in the series expansions the variable transformation<sup>60</sup>

$$z = 1 - (1 - K/K_c)^\theta \quad (38)$$

aimed at reducing the influence of the leading corrections to scaling. Here  $\theta$  is the exponent which characterizes these corrections. A sample of estimates of the parameters of the critical singularity is obtained from the computation of many “quasi diagonal” DAs, namely approximants with small differences among the degrees of the polynomial coefficients of the defining differential equation, which use all or most of the given series coefficients. A first estimate of a parameter, along with its uncertainty, results from computing the sample average and standard deviation. The result can then be improved by discarding from the sample single estimates which appear to be obvious outliers, and recomputing the average of the reduced sample. A conventional guess of the uncertainty of the parameter estimate is finally obtained simply, and rather roughly, as a small multiple of the spread of the reduced sample around its mean value. This subjective prescription might, to some extent, allow for the difficulty to infer possible systematic errors, and to extrapolate reliably a possible residual dependence of the estimate on the maximum order of the available series.

A second approach is based on a faster converging modification of the standard analysis of ratio-sequence of the series coefficients and will be denoted here as the *modified ratio approximant* (MRA)<sup>30,59</sup> technique. Let us assume that the singularity of the series expansion of a physical quantity, which is nearest to the origin of the complex  $K$  plane, is the critical singularity, located at  $K_c$  and characterized by the critical exponent  $\lambda$  and the exponent  $\theta$  of the leading correction to scaling, (this hypothesis is generally not satisfied for the LT series). Then eq.(9) implies the following large  $r$  behavior of the series coefficients  $c_r$

$$c_r = C \frac{r^{\lambda-1}}{\Gamma(\lambda)} K_c^{-r} \left[ 1 + \frac{\Gamma(\lambda)}{\Gamma(\lambda-\theta)} \frac{b}{r^\theta} + O(1/r) \right] \quad (39)$$

In this case, the MRA method evaluates  $K_c$  by estimating the large  $r$  limit of the approximant sequence

$$(K_c)_r = \left( \frac{c_{r-2}c_{r-3}}{c_r c_{r-1}} \right)^{1/4} \exp \left[ \frac{s_r + s_{r-2}}{2s_r(s_r - s_{r-2})} \right] \quad (40)$$

with

$$s_r = \left[ \ln \left( \frac{c_{r-2}^2}{c_r c_{r-4}} \right)^{-1} + \ln \left( \frac{c_{r-3}^2}{c_{r-1} c_{r-5}} \right)^{-1} \right] / 2. \quad (41)$$

By using the asymptotic form Eq.(39), we can obtain<sup>18</sup> the large  $r$  asymptotic behavior of the sequence of MRA approximants of the critical inverse temperature

$$(K_c)_r = K_c \left[ 1 - \frac{\Gamma(\lambda)}{2\Gamma(\lambda-\theta)} \frac{\theta^2(1-\theta)b}{r^{1+\theta}} + O(1/r^2) \right] \quad (42)$$

The method estimates also the critical exponent  $\lambda$  from the sequence

$$(\lambda)_r = 1 + 2 \frac{(s_r + s_{r-2})}{(s_r - s_{r-2})^2} \quad (43)$$

with  $s_r$  defined by eq.(41). In this case the large  $r$  asymptotic behavior of the sequence  $(\lambda)_r$  is

$$(\lambda)_r = \lambda - \frac{\Gamma(\lambda)}{\Gamma(\lambda-\theta)} \frac{\theta(1-\theta^2)b}{r^\theta} + O(1/r) \quad (44)$$

If the available series expansions are sufficiently long (how long cannot unfortunately be decided *a priori*), the estimates of the critical points and exponents obtained from extrapolations based on eqs. (42) and (44) can be competitive in precision with those from DAs. If, on the other hand, the series are only moderately long or the exponent  $\lambda \gg 1$ , then corrections of order higher than  $1/r^{1+\theta}$  in eq.(42) (or higher than  $1/r^\theta$  in eq.(44)) might still be non-negligible. The same remark applies if the  $O(1/r)$  terms in eq.(39) are not sufficiently small. Therefore, in some cases, eqs.(42) and (44) might be inadequate to extrapolate the behavior of the few highest-order terms of the MRA sequences.

## B. Critical parameters of the higher susceptibilities

For both methods sketched in the previous paragraph, the main difficulties of the numerical analysis of the HT expansions are related to the presence of the leading non-analytic corrections to scaling which appear in the near-critical asymptotic forms of all physical quantities. It was however observed<sup>30,31</sup> that the amplitudes of these corrections are non-universal and therefore, by studying families of models expected to belong to the same universality class, one might be able to single out special models for which these amplitudes have a very small or vanishing size. These

models would then be good candidates for a high-accuracy determination of the critical parameters of interest. In the literature, various models which share this property to a good approximation, have been subjected to analysis: among them, the lattice  $\phi^4$  model on the *sc* lattice with the value  $g = 1.1$  of the quartic self-coupling<sup>16,61</sup>, or the same model on the *bcc* lattice with the coupling<sup>17</sup>  $g = 1.85$ . Also the spin- $s = 1$  and  $s = 3/2$  Ising systems on the *bcc* lattice<sup>18</sup>, show very small corrections to scaling. All these models will be considered here.

An accurate estimate  $2\Delta = 3.1276(8)$  of the gap exponent which improves the four-decade-old<sup>6</sup> estimate  $2\Delta = 3.126(6)$ , based on 12th order series, had been already obtained from the known 23rd order HT expansions of  $\chi_4(K)$  for the spin- $s$  Ising models<sup>18</sup> and for the lattice scalar field<sup>17</sup>, on the *sc* and *bcc* lattices. The addition of a single coefficient to the expansion of  $\chi_4(K)$  does not urge resuming a full discussion of the estimates of this exponent and of the validity of hyperscaling on the HT side of the critical point, already tested with good precision in Refs.[17,18,62].

To get some feeling of the reliability of the estimates that can be obtained from a study of our HT expansions of the higher susceptibilities  $\chi_{2n}(K)$ , it is convenient to test how accurately the critical inverse temperature  $K_c$  and the critical exponents  $\gamma_{2n}$  can be determined from them by using MRAs. Let us for example consider the above mentioned self-interacting lattice scalar field model of eq.(2) on the *sc* lattice with quartic coupling  $g = 1.1$ . In Fig. 2, we have plotted vs  $r^{1+\theta}$  the sequences of the MRA estimates  $(K_c)_r$  for  $K_c$ , as obtained from the HT expansions of  $\chi_{2n}(K)$  with  $2n = 2, 4, \dots, 22$ . The MRA sequences are normalized by the appropriate limiting value of the sequence  $(K_c)_r$ , estimated in Ref.[18] and reported in Table V, to make them easily comparable with the corresponding sequences obtained from other models in the same universality class. The choice of the plotting variable is suggested by eq. (42). For the susceptibilities of order  $2n \gtrsim 6$  the curves indicate the presence of strong corrections  $O(r^{-\sigma})$ , with  $\sigma$  between 3 and 5, and show that simply using eq.(42), at the present orders of expansion, would be inadequate for extrapolating to  $r \rightarrow \infty$  the MRA sequences. No significant quantitative difference in behavior is observed in the analogous plots for the other models examined in this study, even for those with non-negligible amplitudes of the leading corrections to scaling. On the contrary, in other cases, for example for the Ising model with spin- $s = 1/2$  or  $s = 1$  on the *bcc* lattice, the convergence looks even slightly faster. From these plots one may conclude that, as the order  $2n$  of the susceptibility  $\chi_{2n}(K)$  grows, increasingly long expansions are needed<sup>51</sup> in order that the MRA sequences reach the asymptotic form eq. (42) and therefore a given precision can be achieved in the estimate of  $K_c$ . The general features of this behavior can be tentatively explained arguing<sup>51</sup> that the dominant contributions to the HT expansion of  $\chi_{2n}(K)$ , at a given order  $K^r$ , come from those spin correlation functions in the sum of eq.(8), for which the average distance among the spins is  $\approx r/2n$ . Accordingly, it seems that the presently available expansions of the quantities  $\chi_{2n}(K)$ , in spite of having the same number of coefficients, might not have the same “effective length”, because they describe systems which are, in some sense, rather “small”, the more so the larger is  $2n$ . One might conclude that the estimates of the critical quantities, derived from the  $\chi_{2n}(K)$ , should probably be taken with some caution for large  $n$ , even in the case of models with very small leading corrections to scaling. However, in what follows, we shall observe that, in some cases, in spite of these difficulties, the DAs seem to yield smooth and reasonable extrapolations of these series to the critical point.

TABLE V: Estimates[17,18] of the critical inverse-temperatures  $K_c$  used in our study of the Ising systems with spin  $s$  and of the lattice scalar field systems, on the  $sc$  and the  $bcc$  lattices.

	$s = 1/2$	$s = 1$	$s = 3/2$	$s = 2$	$s = 5/2$	$s = 3$	$\phi^4$
$K_c^{sc}$	0.221655(2)	0.312867(2)	0.368657(2)	0.406352(3)	0.433532(3)	0.454060(3)	0.375097(1)
$K_c^{bcc}$	0.1573725(10)	0.224656(1)	0.265641(1)	0.293255(2)	0.313130(2)	0.328119(2)	0.2441357(5)

### C. Scaling and the gap exponent

For Ising models on the  $bcc$  lattice with spin  $s = 1/2, 1, \dots, 3$ , we have computed the sequences of estimates of the exponent differences  $D_n = \gamma_{2n} - \gamma_{2n-2}$ , with  $n = 2, 3, \dots, 11$ . These estimates are obtained from second-order DAs of the ratios  $\chi_{2n}(K)/\chi_{2n-2}(K)$ , which use at least 19 series coefficients. We have imposed that the critical inverse temperatures, for the various spin systems, take the appropriate values<sup>18</sup>, listed in Table V. In Fig.3, the exponent differences  $D_n$  are plotted vs  $n$ . We have observed above that, as a simple consequence of the scaling hypothesis, when the maximum order of the available HT series grows large, the  $D_n$  should all converge to the same value, equal to twice the gap exponent  $\Delta$ , thus being independent of the order  $2n$  of the higher susceptibilities entering into the calculation. For some particular values of the spin, e.g.  $s = 1$  and  $s = 3/2$ , our central estimates depart by less than 0.1% from the expected result, for all values of  $n$  considered here. For other values of the spin, e.g.  $s = 1/2$ , a residual spread of the data remains, which however is quite compatible with the errors due to the finite length of the series and to the likely presence of sizable corrections to scaling, particularly when  $n$  is large. This computation can be repeated, with similar results, but somewhat larger error bars, for the spin- $s$  Ising system on the  $sc$  lattice. We have shown in Fig.4 the results of the same computation for the two lattice scalar field systems with suppressed leading corrections to scaling, studied here. In view of the above remarks concerning the effective length of the expansions of the  $\chi_{2n}(K)$ , our results confirm the expectation that, in general, the uncertainties of the results should grow with  $n$ . It should be noted that, both in the case of the spin- $s$  Ising system and of the scalar field system, the  $bcc$  lattice expansions have a distinctly smoother and more convergent behavior than for the  $sc$  lattice, on a wider range of values of the order  $2n$  of the susceptibilities, probably because the coordination number of the  $bcc$  lattice is larger. In conclusion, our results support the validity of the scaling property, while the rather accurate independence of the estimates of the gap exponent on the lattice structure and, in the case of the Ising models, on the value  $s$  of the spin, is a valuable indication of universality. Finally, it is worth to stress that the results of Fig. 3 and Fig. 4 for  $n \gtrsim 4$  would be difficult to obtain by numerical approaches other than series expansions.

### D. The ratios $r_{2n}^+$ and the critical amplitudes of the higher susceptibilities

In Ref.[6] the critical amplitudes  $C_{2n}^+$  of the higher susceptibilities were estimated from 12th order series, for the simple  $s = 1/2$  Ising model, assuming the now outdated values  $\gamma = 5/4$  and  $\Delta = 25/16$  for the exponents. These series were not long enough that any estimate of the uncertainties could be tried. It is then worthwhile to update the estimates of these amplitudes by using our longer expansions and biasing the extrapolations by the more precise modern estimates of the exponents and the critical temperatures cited above. We can moreover obtain the corresponding



TABLE VI: Our final estimates, by first-order DAs, of the critical amplitudes,  $f_\xi^+$  of the second-moment correlation length eq. (34), and  $C_{2n}^+$  of the susceptibilities  $\chi_{2n}(K)$  eq. (9), on the HT side of the critical point, for Ising models with various values  $s$  of the spin on the  $sc$  and the  $bcc$  lattices and for the lattice scalar field with  $\phi^4$  self-interaction. The quartic coupling has the value  $g = 1.1$  for the  $sc$  lattice, while  $g = 1.85$  for the  $bcc$  lattice. For convenience, we have reported the value of  $C_{2n}/(2n)!$ .

	$s = 1/2$	$s = 1$	$s = 3/2$	$s = 2$	$s = 5/2$	$s = 3$	$\phi^4$
<i>bcc</i>							
$f_\xi^+$	0.4681(3)	0.4249(1)	0.4107(2)	0.4043(1)	0.4010(1)	0.3989(2)	0.4146(1)
$C_2^+/2!$	0.5202(9)	0.3105(6)	0.2481(5)	0.2186(5)	0.2019(5)	0.1910(4)	0.2741(7)
$C_4^+/4!$	-0.1416(9)	-0.0377(1)	-0.02175(7)	-0.0161(1)	-0.0134(1)	-0.01180(8)	-0.02728(8)
$C_6^+/6!$	0.1224(9)	0.01455(8)	0.00605(4)	0.00377(6)	0.00282(4)	0.00231(3)	0.00862(8)
$C_8^+/8!$	-0.150(3)	-0.00798(9)	-0.00240(2)	-0.00125(3)	-0.000845(9)	-0.000646(7)	-0.00387(3)
$C_{10}^+/10!$	0.22(1)	0.0052(1)	0.00113(1)	0.000497(9)	0.000301(5)	0.000215(3)	0.00207(4)
$C_{12}^+/12!$	-0.35(5)	-0.0037(1)	-0.00059(2)	-0.00022(2)	-0.000119(5)	-0.000079(3)	-0.00123(4)
$C_{14}^+/14!$	0.57(9)	0.0029(2)	0.00032(3)	0.000101(8)	0.000050(3)	0.000031(2)	0.00077(5)
<i>sc</i>							
$f_\xi^+$	0.5070(5)	0.4588(4)	0.4429(4)	0.4356(4)	0.4317(5)	0.4294(5)	0.4151(1)
$C_2^+/2!$	0.5608(9)	0.338(2)	0.270(2)	0.239(1)	0.220(1)	0.208(1)	0.2384(7)
$C_4^+/4!$	-0.1608(5)	-0.0432(2)	-0.0249(2)	-0.01847(9)	-0.0153(1)	-0.0135(1)	-0.01595(3)
$C_6^+/6!$	0.146(3)	0.0175(2)	0.00729(4)	0.00454(3)	0.00339(1)	0.00277(2)	0.00339(1)
$C_8^+/8!$	-0.187(9)	-0.0101(2)	-0.00302(5)	-0.00158(3)	-0.00106(2)	-0.000809(9)	-0.00102(1)
$C_{10}^+/10!$	0.26(6)	0.0069(3)	0.00148(6)	0.000655(9)	0.000393(9)	0.000279(9)	0.000367(6)
$C_{12}^+/12!$	-0.19(9)	-0.0049(9)	-0.00079(9)	-0.00030(3)	-0.000162(8)	-0.000107(6)	-0.000146(5)
$C_{14}^+/14!$	0.026(9)	0.0016(9)	0.00034(9)	0.00013(4)	0.000066(9)	0.000041(8)	0.000061(4)

TABLE VII: Estimates of the amplitudes  $C_{2n}^+$  eq. (9), tabulated in Ref.[6] without indication of error and only in the case of the Ising model with  $s = 1/2$ .

	$C_2^+/2!$	$C_4^+/4!$	$C_6^+/6!$	$C_8^+/8!$	$C_{10}^+/10!$	$C_{12}^+/12!$
<i>sc</i> lattice	0.5299	-0.1530	0.1366	-0.1722	0.2601	-0.4526
<i>bcc</i> lattice	0.4952(5)	-0.1385	0.1169	-0.1397	0.2023	-0.3297

informations also for the other models under scrutiny. The critical amplitudes  $C_{2n}^+$  with  $n > 2$  can also be evaluated, with results consistent within their errors, in terms of  $C_2^+$ ,  $C_4^+$  and of the universal critical values  $I_{2n+4}^+$  of the quantities defined by eq. (36). In this approach only the estimates of  $C_2^+$  and  $C_4^+$  need to be biased with both the critical temperatures and the exponents, while of course the estimates of  $I_{2n+4}^+$  have to be biased only with the critical temperatures. Our final estimates for the amplitudes  $C_{2n}^+$  are collected in the Table VI. The results of Ref.[6], are reproduced for comparison in Table VII.

We have estimated the critical values of the HT expansions of the RCC's either directly, by

TABLE VIII: Our final estimates of the universal critical values  $r_{2n}^+$  of the quantities  $r_{2n}(K)$ , with  $3 \leq n \leq 7$ , for Ising models with various values  $s$  of the spin and for the scalar field with  $\phi^4$  self-interaction, on the *sc* and the *bcc* lattices. The quartic coupling has the value  $g = 1.1$  for the *sc* lattice, while  $g = 1.85$  for the *bcc* lattice. We have also reported the values of the universal amplitude ratios  $I_{2n+4}^+/(2n+2)!$ , with  $1 \leq n \leq 5$ .

<i>bcc</i> lattice	$s = 1/2$	$s = 1$	$s = 3/2$	$s = 2$	$s = 5/2$	$s = 3$	$\phi^4$
$g_4^+$	23.56(4)	23.54(3)	23.54(3)	23.54(3)	23.54(2)	23.54(2)	23.56(1)
$r_6^+$	2.064(8)	2.061(9)	2.063(5)	2.062(5)	2.062(5)	2.062(5)	2.061(2)
$r_8^+$	2.54(5)	2.64(5)	2.61(4)	2.60(4)	2.59(4)	2.58(5)	2.54(4)
$r_{10}^+$	-15.1(9)	-15.0(5)	-15.4(6)	-15.9(7)	-16.1(8)	-16.3(8)	-15.2(2)
$r_{12}^+$	45(7)	40(5)	44(5)	48(6)	51(7)	53(8)	44(3)
$r_{14}^+$	1504(240)	1490(115)	1359(82)	1366(100)	1319(100)	1300(100)	1615(120)
$I_6/4!$	0.3307(3)	0.3308(5)	0.3307(2)	0.3307(2)	0.3307(2)	0.3308(2)	0.3308(1)
$I_8/6!$	0.2319(6)	0.2319(5)	0.2320(4)	0.2320(4)	0.2320(4)	0.2320(4)	0.2321(2)
$I_{10}/8!$	0.1667(2)	0.1668(3)	0.1666(2)	0.1664(3)	0.1666(4)	0.1669(5)	0.1667(2)
$I_{12}/10!$	0.1216(3)	0.1215(1)	0.1216(2)	0.1214(2)	0.1214(3)	0.1215(2)	0.1213(3)
$I_{14}/12!$	0.0894(2)	0.0892(2)	0.0894(3)	0.0894(3)	0.0893(3)	0.0893(3)	0.0897(6)
<i>sc</i> lattice							
$g_4^+$	23.59(4)	23.57(6)	23.56(2)	23.55(4)	23.55(4)	23.55(3)	23.55(3)
$r_6^+$	2.067(11)	2.066(8)	2.064(7)	2.065(7)	2.066(7)	2.065(7)	2.057(3)
$r_8^+$	2.51(7)	2.41(5)	2.45(10)	2.57(10)	2.61(9)	2.61(9)	2.45(5)
$r_{10}^+$	-17(2)	-14(2)	-14(2)	-14(1)	-14(1)	-14(1)	-15.4(2)
$r_{12}^+$	45(8)	44(8)	44(6)	52(4)	54(5)	51(6)	62(3)
$r_{14}^+$	1460(240)	1390(130)	1644(115)	1477(120)	1362(150)	1310(150)	1176(140)
$I_6/4!$	0.3306(5)	0.3306(3)	0.3307(3)	0.3306(3)	0.3306(3)	0.3306(3)	0.3310(1)
$I_8/6!$	0.2320(12)	0.2316(7)	0.2316(8)	0.2317(8)	0.2318(8)	0.2318(7)	0.2324(3)
$I_{10}/8!$	0.1678(8)	0.1670(10)	0.1665(4)	0.1665(3)	0.1665(3)	0.1665(3)	0.1665(5)
$I_{12}/10!$	0.1211(6)	0.1214(5)	0.1213(5)	0.1210(5)	0.1209(6)	0.1208(4)	0.1206(9)
$I_{14}/12!$	0.0908(12)	0.0906(12)	0.0894(10)	0.0892(10)	0.0889(12)	0.0893(8)	0.0884(7)

extrapolation<sup>51,62</sup> to  $K_c^-$  of the simple auxiliary function

$$w_{2n}(K) = (K/K_c)^{\frac{3n-3}{2}} g_{2n}^+(K) \quad (45)$$

designed to be regular at  $K = 0$  and therefore more convenient to study by DA's, or, more conveniently, but with consistent results, from the computation of the quantities  $r_{2n}^+$  using eq. (37). In Fig. 5, our estimates for  $g_4^+$  are plotted vs the value  $s$  of the spin for Ising systems on the *sc* and the *bcc* lattices and compared to the estimate  $g_4^+ = 23.56(3)$  (dashed line) of Ref.[17]. In the same figure, we have also shown the values of  $g_4^+$  for the scalar field model on both lattices.

Table VIII lists our estimates of the quantities  $I_{2n+4}^+$  and  $r_{2n}^+$ , obtained from first- and second-order DA's, for a few spin- $s$  Ising systems and for the lattice scalar field, on the *sc* and the *bcc* lattices. We have imposed that the critical inverse temperatures take the appropriate values reported in Table V and that an antiferromagnetic singularity is present at  $-K_c$ . Only for the

TABLE IX: Our final estimates of the quantities  $g_4^+$ ,  $r_6^+$ ,  $r_8^+$ ,  $r_{10}^+$ ,  $r_{12}^+$  and  $r_{14}^+$ , obtained either from the  $\phi^4$  results on the *bcc* lattice or from a weighted average of the results on both the *sc* and the *bcc* lattices, are compared to estimates in the recent literature. These have been obtained: i) from HT expansions<sup>16</sup>, shorter than those analyzed here, of the *sc* lattice scalar field with  $\phi^4$  or  $\phi^6$  self-interactions and appropriate couplings; ii) from the expansion<sup>22</sup> in powers of  $\epsilon = d - 4$ , within the RG approach; iii) from the  $g$ -expansion<sup>22,24</sup> in fixed dimension  $d = 3$ , within the renormalization-group approach; iv) from various approximations<sup>25-27</sup> of the renormalization-group equations; v) from MonteCarlo simulations<sup>52,53</sup>.

	$g_4^+$	$r_6^+$	$r_8^+$	$r_{10}^+$	$r_{12}^+$	$r_{14}^+$
This work	23.56(1)	2.061(2)	2.54(4)	-15.2(4)	45(5)	1400(200)
HT scalar <i>sc</i> [16]	23.56(2)	2.056(5)	2.3(1)	-13(4)		
$\epsilon$ -exp.[22]	23.3	2.12(12)	2.42(30)	-12(1)		
$g$ -exp.[22]	23.64(7)	2.053(8)	2.47(25)	-25(18)		
$g$ -exp.[24]	23.71	2.060				
Approx. RG[25]		1.938	2.505	-12.599	10.902	
Approx. RG[26]	20.72(1)	2.063(5)	2.47(5)	-19(1)		
Approx. RG[27]	28.9	1.92	2.17			
MC Ising <i>sc</i> [52]	23.3(5)	2.72(31)				
MC Ising <i>sc</i> [53]	24.5(2)	3.24(24)				

spin- $s$  Ising models, we have taken advantage of the variable transformation eq.(38), to reduce the uncertainties of the estimates and the spread among the central values for different spins. We have always taken care that the uncertainties of our results allow for the errors of the critical temperatures listed in Table V and, whenever the variable transformation eq.(38) is performed, also for the error of the exponent  $\theta$ .

In Figs. 6,...,10 we have plotted vs the spin, our estimates of the quantities  $r_6^+$ ,  $r_8^+$ ,  $r_{10}^+$ ,  $r_{12}^+$  and  $r_{14}^+$  for the Ising models of spin  $s = 1/2, \dots, 3$  on the *sc* and the *bcc* lattices. In these figures we have reported, in correspondence with the conventional value  $s = 0$  of the abscissa, also our results for the scalar model in the case of the *sc* lattice with quartic coupling  $g = 1.1$  and, in the case of the *bcc* lattice, with coupling  $g = 1.85$ . The set of estimates shows good universality properties and moderate relative uncertainties which slowly grow with  $2n$ . In the worst case, that of  $r_{14}^+$ , the uncertainties are generally not larger than 15%.

In Table IX, we have collected our final estimates of the ratios  $r_6^+$ ,  $r_8^+$ ,...  $r_{14}^+$ , obtained either by simply choosing our result for the scalar field system on the *bcc* lattice, as in the case of the lowest-order ratios, or from a weighted average of the estimates on the *sc* and *bcc* lattices for the same system, as in the case of the largest-order ratios. Our values are compared with the estimates already obtained in the recent literature by various methods, including the analysis of significantly shorter HT expansions.

## V. CONCLUSIONS

For a wide class of models in the 3D Ising universality class, we have described properties of the higher susceptibilities on the HT side of the critical point, which are relevant for the construction of

approximate representations of the critical ES. We have based on high-temperature and low-field bivariate expansions, that we have significantly extended or computed “ex novo”. The models under scrutiny include the conventional Ising system with spin  $s = 1/2$ , the Ising model with spin  $s > 1/2$  and the lattice scalar field, defined on the three-dimensional  $sc$  and  $bcc$  lattices. In this paper our HT data have been used to improve the accuracy and confirm the overall consistency of the current description of these models in critical conditions, by testing simple predictions of the scaling hypothesis as well as the validity of the universality property of the gap exponent and of appropriate combinations of critical amplitudes. Some of these tests are presently feasible only within a series approach. Our main result is a set of more accurate estimates of the first three already known  $r_{2n}^+$  parameters and a computation of two additional ratios, which enable us to formulate an update of the parametric form of the ES.

At the order of expansion reached in our study, we still observe a small residual spread of the estimates of the gap exponent and of the ratios  $r_{2n}^+$ , around the predictions of asymptotic scaling and universality. This fact is readily explained by the obvious limitations of our numerical analysis: namely the still relatively moderate span of our expansions, in spite of their significant extension, the notoriously slower convergence of the expansions in the case of the  $sc$  lattice and the incomplete allowance of the non-analytic corrections to scaling by the current tools of series analysis.

## VI. ACKNOWLEDGEMENTS

We are deeply grateful to Riccardo Guida for his precious advise and for his generous help in the revision of our draft. We have enjoyed the hospitality and support of the Physics Depts. of Milano-Bicocca University and of Milano University. Partial support by the MIUR is acknowledged.

- 
- \* Electronic address: paolo.butera@mib.infn.it
  - \*\* Electronic address: mario.pernici@mi.infn.it
  - <sup>3</sup> S. Katsura, N. Yazaki and M. Takaishi, Can. J. Phys. **55**, 1648 (1977).
  - <sup>4</sup> S. McKenzie, Can. J. Phys., **57**, 1239 (1979).
  - <sup>5</sup> Shorter expansions had been previously studied in Ref.[6], but the series coefficients were not published.
  - <sup>6</sup> J. W. Essam and D. L. Hunter, J. Phys. C (Proc. Phys. Soc.) **1**, 392 (1968).
  - <sup>7</sup> M. E. Fisher and R.J. Burford, Phys. Rev. **156**, 583 (1967)
  - <sup>8</sup> H. B. Tarko and M. E. Fisher, Phys. Rev. B **11**, 1217 (1975); M. E. Fisher, S.Y. Zinn and P.J. Upton, Phys. Rev. B **59**, 14533 (1999); S. Y. Zinn, S. N. Lai and M. E. Fisher, Phys.Rev. E **54**, 1176 (1996).
  - <sup>9</sup> C. Domb, in “*Phase Transitions and Critical Phenomena*”, edited by C. Domb and M. S. Green (Academic Press, New York 1974), vol. 3.
  - <sup>10</sup> M. Ferer, Phys. Rev. **158**, 176 (1967).
  - <sup>11</sup> M. Wortis, in “*Phase Transitions and Critical Phenomena*”, edited by C. Domb and M. S. Green (Academic Press, New York 1974), vol. 3.
  - <sup>12</sup> G. A. Baker and J. M. Kincaid, J. Stat.Phys. **24**, 469 (1981).
  - <sup>13</sup> R. Z. Roskies and P. D. Sackett, J. Stat.Phys. **49**, 447 (1987).
  - <sup>14</sup> B. G. Nickel and J. J. Rehr, J. Stat.Phys. **61**, 1 (1990).

- <sup>15</sup> M. Lüscher and P. Weisz, Nucl. Phys. B **300**, 325 (1988).
- <sup>16</sup> M. Campostrini, A. Pelissetto, P. Rossi and E. Vicari, Phys. Rev. E **60**, 3526 (1999); *ibid.* E **65**, 066127 (2002).
- <sup>17</sup> P. Butera and M. Comi, Phys.Rev. **72**, 014442 (2005); arXiv:hep-lat/0506001.
- <sup>18</sup> P. Butera and M. Comi, Phys. Rev. B **65**, 144431 (2002); J. Stat. Phys. **109**, 311 (2002); arXiv:hep-lat/0204007.
- <sup>19</sup> E. Brezin, D. J. Wallace and K. Wilson, Phys. Rev. Lett. **29**, 591 (1972); D. J. Wallace and R. K. P. Zia, J. Phys. C **7**, 3480 (1974).
- <sup>20</sup> J. Zinn-Justin, “*Quantum Field Theory and Critical Phenomena*”, Clarendon Press, Oxford 2002.
- <sup>21</sup> R. Guida and J. Zinn-Justin, Nucl. Phys. B **489**, 626 (1997).
- <sup>22</sup> R. Guida and J. Zinn-Justin, J. Phys. A **31**, 8103 (1998);
- <sup>23</sup> J. Zinn-Justin, Phys. Rep. **344**, 159 (2001).
- <sup>24</sup> A. I. Sokolov, E. V. Orlov and V. A. Ul’kov, Phys. Lett. A**227**, 255 (1997); A. I. Sokolov, E. V. Orlov, V. A. Ul’kov and S. S. Kashtanov, Phys. Rev. E **60**, 1344 (1999).
- <sup>25</sup> D. O’ Connor, J. A. Santiago and C. R. Stephens, J. Phys. A **40**, 901 (2007).
- <sup>26</sup> T. Morris, Nucl. Phys. B **495**, 477 (1997).
- <sup>27</sup> N. Tetradis and C. Wetterich, Nucl. Phys. B**422**, 541 (1994).
- <sup>28</sup> H. W. J. Blöte, E. Luijten and J. R. Heringa, J.Phys. A **28**, 6289 (1995).
- <sup>29</sup> J. Engels, L. Fromme and M. Seniuch, Nucl. Phys. B **655**, 277 (2003).
- <sup>30</sup> J. Zinn-Justin, J. Physique(France) **42**, 783 (1981).
- <sup>31</sup> J. H. Chen, M. E. Fisher and B. G. Nickel, Phys. Rev. Lett. **48**, 630 (1982); J. H. Chen and M. E. Fisher, J. Physique(France) **46**, 1645 (1985).
- <sup>32</sup> M. F. Sykes, J. W. Essam and D. S. Gaunt, J. Math. Phys. **6**, 283 (1965); M. F. Sykes, D. S. Gaunt, J. W. Essam and C. J. Elliott, J. Phys. A **6**, 1507 (1973).
- <sup>33</sup> M. Campostrini, J. Stat. Phys. **103**, 369 (2001).
- <sup>34</sup> T. de Neef and I. G. Enting, J. Phys. A **10**, 801 (1977).
- <sup>35</sup> H. Arisue and T. Fujiwara, Phys. Rev. E **67**, 066109 (2003).
- <sup>36</sup> R.J. Baxter and I.G. Enting, J. Stat. Phys. **21**, 103 (1979); I.G. Enting and R.J. Baxter, J. Phys. A **13**, 3723 (1980).
- <sup>37</sup> V.V. Mangazeev, M.T. Batchelor, V.V.Bazhanov and M.Y. Dudalev, J. Phys. A **42**, 042005 (2009).
- <sup>38</sup> P. Butera and M. Comi, Phys. Rev. B **56**, 8212 (1997).
- <sup>39</sup> B. Mc Kay, Congr. Numer. **30**, 45 (1981); The “Nauty” package, written by B. Mc Kay, can be freely downloaded at the URL <http://cs.anu.edu.au/~bdm/nauty/>.
- <sup>40</sup> The relevant procedures can be freely downloaded at the URL <http://gmpilib.org>.
- <sup>41</sup> William A. Stein et al., “*Sage Mathematics Software (Version 4.2.1)*”, The Sage Development Team, 2009, to be freely downloaded at the URL <http://www.sagemath.org>.
- <sup>42</sup> B. Widom, J. Chem. Phys. **41**, 3898 (1965).
- <sup>43</sup> C. Domb and D. Hunter, Proc. Phys. Soc. **86**, 1147 (1965).
- <sup>44</sup> A. Z. Patashinski and V. L. Pokrovskii, Zh. eksp.teor.Fiz. **50**, 439 (1966); Sov. Phys. JETP **23**, 292 (1966).
- <sup>45</sup> L. P. Kadanoff, Physics **2**, 263 (1966).
- <sup>46</sup> M. E. Fisher, Physics **3**, 255 (1967).
- <sup>47</sup> Y. Deng and H. W. J. Blöte, Phys. Rev. E **68**, 036125 (2003).
- <sup>48</sup> P. G. Watson, J. Phys. C**2**, 1883 (1969).

- <sup>49</sup> A. Aharony and V. Privman, in *“Phase Transitions and Critical Phenomena”*, edited by C. Domb and J. L. Lebowitz (Academic Press, New York 1991), vol. 14.
- <sup>50</sup> R. B. Griffiths, Phys. Rev. B **158**, 176 (1967).
- <sup>51</sup> P. Butera and M. Comi, Phys. Rev. E **55**, 6391 (1997).
- <sup>52</sup> M. M. Tsypin, Phys. Rev. Lett, **73**, 2015 (1994).
- <sup>53</sup> J. K. Kim and D.P. Landau, Nucl. Phys. Proc. Suppl.**33**, 706 (1997).
- <sup>54</sup> P. Schofield, Phys. Rev. Lett. **22**, 606 (1969).
- <sup>55</sup> P. Schofield, J.D. Litster and J.T. Ho, Phys. Rev. Lett. **23**,1098 (1969).
- <sup>56</sup> B. D. Josephson, J. Phys. C Solid State Phys. **2** 1113 (1969).
- <sup>57</sup> X. Feng and H. W. J. Blöte, Phys. Rev. E **81**, 031102 (2010).
- <sup>58</sup> I. A. Campbell and P. H. Lundow, arXiv:1010.6244v1.
- <sup>59</sup> A. J. Guttmann, in *“Phase Transitions and Critical Phenomena”*, edited by C. Domb and J. L. Lebowitz (Academic, New York 1989), vol. 13; M. E. Fisher and H. Au-Yang, J. Phys. A **12**, 1677 (1979).
- <sup>60</sup> R. Z. Roskies, Phys. Rev. B **23**, 6037 (1981).
- <sup>61</sup> M. Hasenbusch, J. Phys. A **32**, 4851 (1999).
- <sup>62</sup> P. Butera and M. Comi, Phys. Rev. B **58**, 11552 (1998).

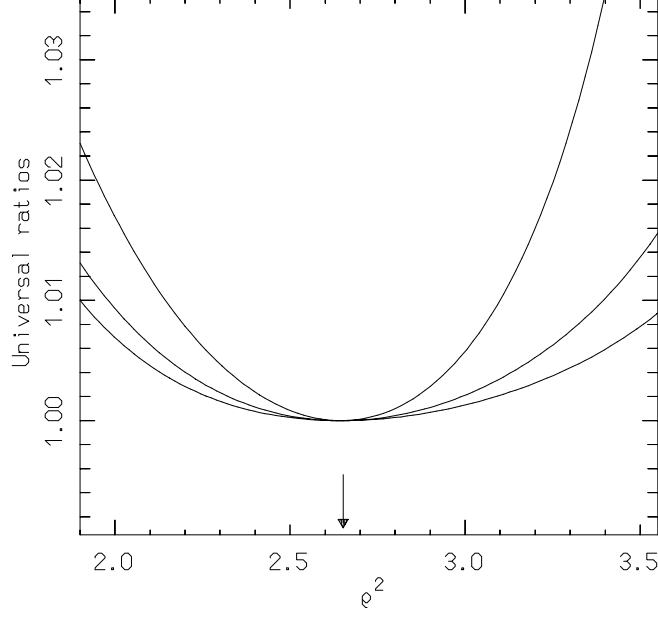


FIG. 1: A plot vs the parameter  $\rho^2$ , of the universal combinations of critical amplitudes  $C_2^+/C_2^-$  (upper curve),  $C_2^+ B^{\delta-1}/B_c^\delta$  (middle curve) and  $C_4^+ B^2/(C_2^+)^3$  (lower curve) obtained from the truncated polynomial approximation of  $l(\theta)$  eq. (24). The computation is based on the coefficients  $F_{2n-1}$  with  $n = 1, \dots, 7$ , estimated in this work. For convenience, the curves are normalized to their minimum values.

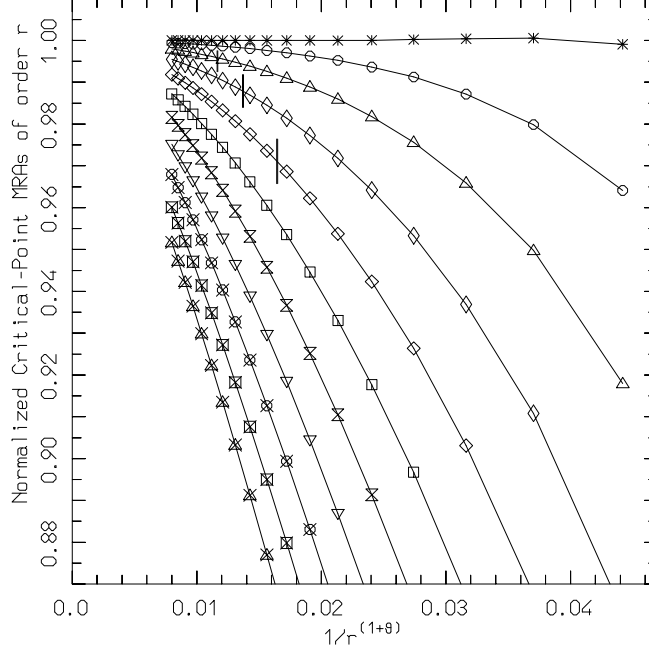


FIG. 2: The sequences of modified ratio approximants (MRAs) of the critical point for the scalar field model with  $g = 1.1$  on the  $sc$  lattice, plotted vs  $1/r^{1+\theta}$ . Here  $r$  is the order of the approximant and  $\theta$  is the exponent of the leading correction to scaling. We have normalized the MRAs to the estimated value of  $K_c$ . The MRAs are obtained from the HT expansions of  $\chi_2(K)$  (stars),  $\chi_4(K)$  (circles),  $\chi_6(K)$  (triangles),  $\chi_8(K)$  (rhombs),  $\chi_{10}(K)$  (rotated squares),  $\chi_{12}(K)$  (squares),  $\chi_{14}(K)$  (double triangles),  $\chi_{16}(K)$  (rotated triangles),  $\chi_{18}(K)$  (crossed circles),  $\chi_{20}(K)$  (crossed squares),  $\chi_{22}(K)$  (crossed triangles). The symbols representing the MRAs are connected by straight lines as an aid to the eye. Small vertical segments on the third, fourth and fifth curve from above, indicate the order at which our extension of the  $\chi_6(K)$ ,  $\chi_8(K)$ , and  $\chi_{10}(K)$  series begins to contribute to the MRAs. The six lowest curves refer to higher susceptibilities for which no data exist in the literature.



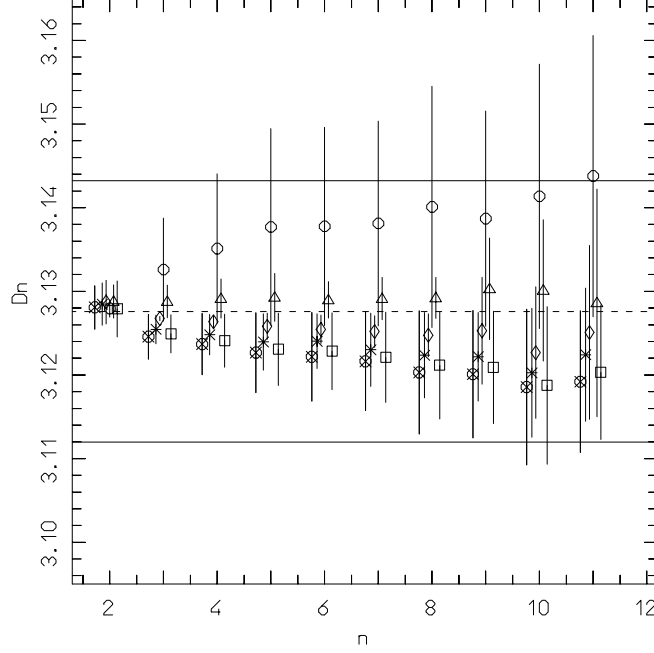


FIG. 3: As a simple consequence of the scaling hypothesis, the exponent differences  $D_n = \gamma_{2n} - \gamma_{2n-2}$  should not depend on  $n$  and equal  $2\Delta$ . Here they are obtained by forming second-order DAs of the ratios  $\chi_{2n}(K)/\chi_{2n-2}(K)$  for  $n = 2, 3, 4, \dots, 11$ , obtained from the expansions of the *bcc* lattice Ising model with spin  $s = 1/2$  (circles),  $s = 1$  (triangles),  $s = 3/2$  (rhombi),  $s = 2$  (stars),  $s = 5/2$  (squares) and  $s = 3$  (crossed circles). For each value of  $n$ , the various symbols have been slightly shifted apart only to avoid cluttering and keep the uncertainty of each estimate visible. The dashed horizontal line represents the estimated<sup>18</sup> value  $2\Delta = 3.1276(8)$  of twice the gap exponent. The continuous horizontal lines indicate a deviation of 0.5% from the expected central value.

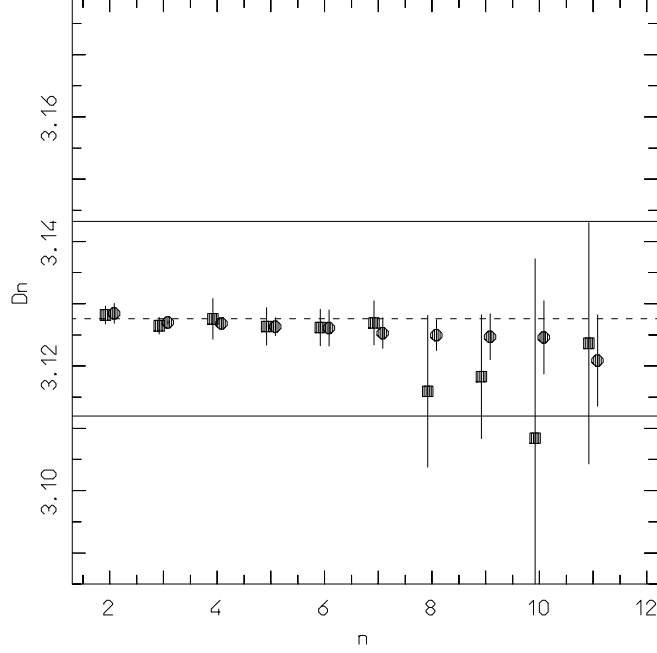


FIG. 4: Same as Fig.3. In this case, the differences  $D_n = \gamma_{2n} - \gamma_{2n-2}$  have been computed from the HT expansions of the higher susceptibilities for the lattice scalar field theory with values of the quartic coupling,  $g = 1.1$  on the *sc* lattice (black squares) and  $g = 1.85$  on the *bcc* lattice (black circles). These values of  $g$  are chosen to minimize the leading corrections to scaling. As in Fig.3, for each value of  $n$ , the symbols have been slightly shifted apart. The dashed horizontal line represents the estimated<sup>18</sup> value  $2\Delta = 3.1276(8)$  of twice the gap exponent. The continuous horizontal lines indicate a deviation of 0.5% from the central value.

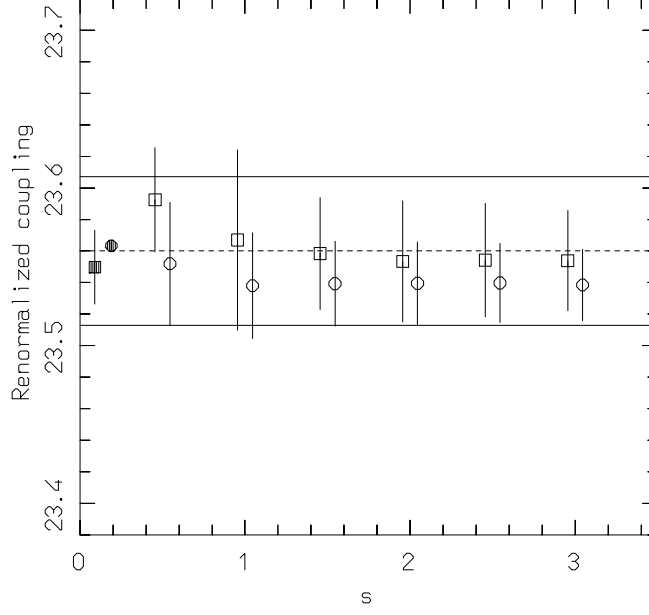


FIG. 5: The renormalized coupling constant  $g_4^+$  for the Ising model with spin  $s$  on the *bcc* lattice (circles) and on the *sc* lattice (squares) vs the value  $s$  of the spin. The HT expansions of the Ising systems have been subjected to the variable transformation eq.(38). For comparison, we have also computed  $g_4^+$  for the scalar model with the value  $g = 1.1$  of the quartic coupling on the *sc* lattice (black square) and with  $g = 1.85$  on the *bcc* lattice (black circle). The latter estimates are plotted with conventional abscissas near zero. In all cases, the symbols have been slightly shifted apart to avoid superpositions and to keep the uncertainty of each estimate visible. The dashed horizontal line represents the value  $g_4^+ = 23.56(3)$  estimated in Ref.[17]. The continuous horizontal lines indicate a deviation of 0.2% from the central value.

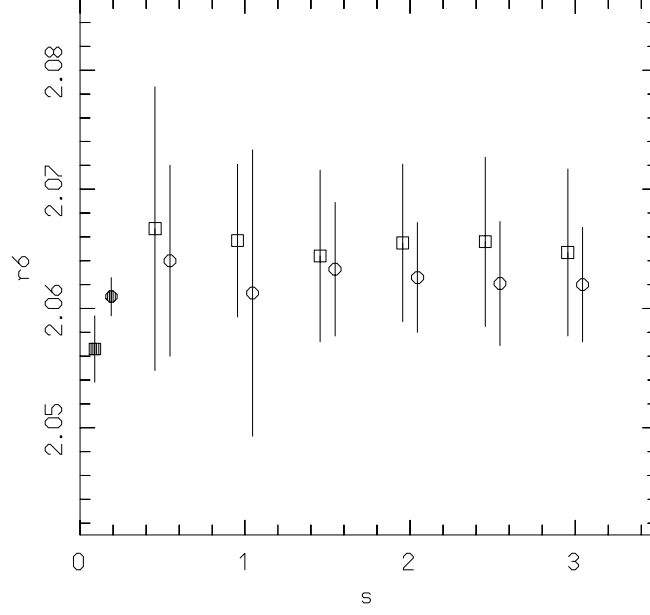


FIG. 6: The ratio  $r_6^+$  for the Ising model with spin  $s$  on the *bcc* lattice (circles), for the Ising model with spin  $s$  on the *sc* lattice (squares) vs the spin. The expansions for the Ising systems have been subjected to the variable transformation eq.(38). The symbols have been slightly shifted apart to avoid superpositions and to keep the uncertainties of each estimate visible. For comparison, we have also computed  $r_6^+$  for the scalar model with  $g = 1.1$  on the *sc* lattice (black square) and with  $g = 1.85$  on the *bcc* lattice (black circle). The latter estimates are plotted with conventional abscissas near zero.

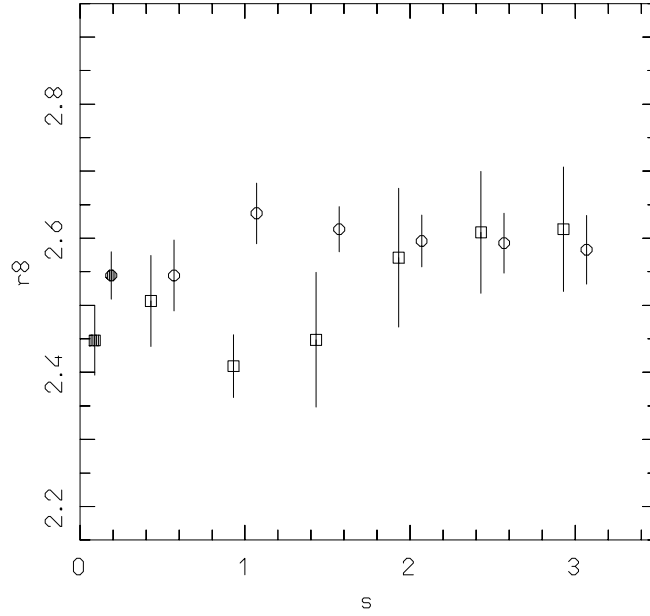


FIG. 7: Same as Fig.6, but for  $r_8^+$ .

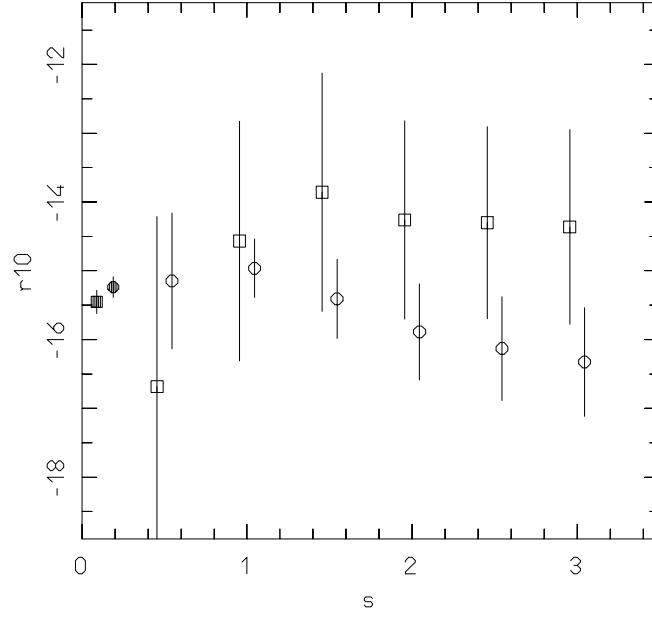


FIG. 8: Same as Fig.6, but for  $r_{10}^+$ .

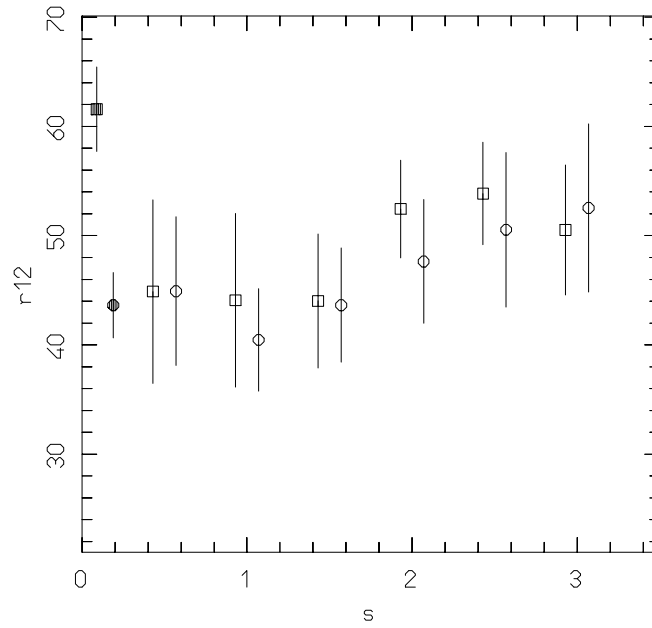


FIG. 9: Same as Fig.6, but for  $r_{12}^+$ .

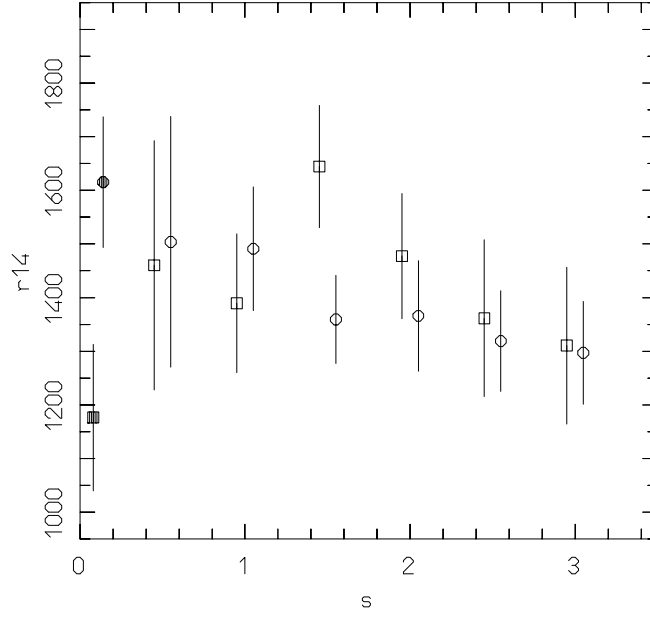


FIG. 10: Same as Fig.6, but for  $r_{14}^+$ .