

THE GEOMETRY OF THE DOUBLE GYROID WIRE NETWORK: QUANTUM AND CLASSICAL

RALPH M. KAUFMANN, SERGEI KHLEBNIKOV,
AND BIRGIT WEHEFRITZ-KAUFMANN

ABSTRACT. Quantum wire networks have recently become of great interest. Here we deal with a novel nano material structure of a Double Gyroid wire network. We use methods of commutative and non-commutative geometry to describe this wire network. Its non-commutative geometry is closely related to non-commutative 3-tori as we discuss in detail.

INTRODUCTION

Interfaces that can be modeled by surfaces of constant mean curvature (CMC) are ubiquitous in nature and can now be synthesized in laboratory. Recently, Urade et al. [23] have reported fabrication of a nano-porous silica film whose structure is related to a specific CMC surface—the Gyroid. The structure is three-dimensionally periodic and has three components:¹ a thick surface and two channels, as detailed below. The interface between the wall and the channels approximates a Double Gyroid.

Urade et al. [23] have also demonstrated a nanofabrication technique in which the channels are filled with a metal, while the silica wall can be either left in place or removed. These novel materials open a wide field of applications due to their topological and geometric features. The channels are a few nanometers wide and, when filled with a conducting or semiconducting material, are expected to acquire certain characteristics of one-dimensional quantum wires (such as a blueshift of the spectrum and an enhanced density of states), while remaining three-dimensional in other respects [13]. Geometrically, the one-dimensional structure appears since each of the channels can be retracted to a skeletal graph [10], the Gyroid graph.

We will concentrate on the resulting geometry and topology of these networks in the possible presence of a constant magnetic field. Topological quantities are of particular physical interest as they remain stable under continuous perturbations. In practice, those should be small as not to break the structure.

We use two approaches: the first is purely classical and the second is the quantum/non-commutative approach due to Alain Connes [5]. The classical results we provide are a study of the fundamental group of the channel. Here

2000 *Mathematics Subject Classification.* 46L60, 81R60, 58B34, 53A10, 57M15, 52C07, 05C38, 81Q10.

¹And so is sometimes referred to as tri-continuous.

we determine the fundamental group of each channel system. This group is the commutator subgroup of the free group in three generators. A surprising result coming directly from the Gyroid geometry is that there is a new length function on the free group which is different from the ordinary word length. With the help of this length function we determine the shortest loops at any given point. There are 15 such topologically distinct shortest loops (30 if one includes orientation). They split into two groups which are distinguished by their cyclic symmetry which is either of order two or three. In both groups there are three generators using this additional symmetry. These loops are of particular interest since numerical simulations [13] show the possibility of an enhanced density of states in a double-gyroid quantum wire, due to states that are nearly localized near such loops. We also calculate the flux of a constant magnetic field through these loops. The tool is an effective unit vector. The result of the calculation is that these effective unit vectors have a particularly simple form (see Table 1). This fact should also be relevant for the study of the spin-orbit coupling of the loop-localized states.

Our study of the non-commutative geometry is motivated by one of the big early successes of the non-commutative geometry of Alain Connes. This was the description by Bellissard et al. of the quantum Hall effect [3]. This allowed to explain the integer effect in terms of the non-commutative geometric properties. The underlying geometry in that situation is the quantum 2-torus. Recently there have been further analyses on the fractional effect using hyperbolic geometry as a model [15]. The conceptual approach as outlined in [2] is to replace the Brillouin zone by a non-commutative Brillouin zone which is given by a C^* -algebra that contains the translational symmetry operators and the Hamiltonian. In this geometry relevant quantities can often be expressed in terms of the K theory of this algebra. This Abelian group captures information related to the topology or better the homotopy type of the algebra or geometric setup. These are again quantities which are stable under continuous deformations. A prime example is the Hall conductance.

A general fact which is pertinent to our discussion is that the K -groups also serve to label the gaps in the spectrum. Roughly this goes as follows. Given a gap in the spectrum there is a projector projecting to the energy levels below the gap. This projector in turn gives rise to a K -theory element. If one knows the ordered K -theory then one can also sometimes deduce if only finitely or infinitely many gaps are possible.

In our situation, we determine the said C^* algebra for one channel in the presence of a magnetic field and describe the K -theories. The Hamiltonian we use is the generalization [20, 2] of the Harper Hamiltonian [12, 2] adapted to our situation². We call the resulting algebra the Bellissard-Harper algebra and denote it by \mathcal{B} . This geometry is closely related to the non-commutative 3-torus \mathbb{T}_Θ^3 . Here Θ is a skew-symmetric 3×3 matrix determined by the

²The generalized Harper operator is also the operator underlying the non-commutative geometry of the quantum Hall effect [3, 15]

magnetic field. In fact we show that the algebra is isomorphic to a subalgebra of the 4×4 matrix algebra with coefficients in the non-commutative 3-torus. By varying the magnetic field, we obtain a three-parameter family of algebras. We prove that at all but *finitely many* points this algebra is the full matrix algebra and hence Morita equivalent to \mathbb{T}_Θ^3 . Since \mathbb{T}_Θ^3 is simple at irrational Θ one would expect this to be true on a dense set (see §3). We not only prove that this expectation holds at the irrational points, but are able to extend this result to almost all rational points. At certain special values of the field which we enumerate, however, the algebra is genuinely smaller leading to a possibly different K -theory. At these points the material may also exhibit special properties.

The ordered K -theory of the 3-torus is completely known [18, 17, 6] and actually completely classifies the isomorphism classes of such tori [19, 7]. Our algebra always injects into a \mathbb{T}_Θ^3 . From this and the knowledge of the ordered K -group of the non-commutative torus, we obtain the result that there are only finitely many gaps possible at rational values of Θ .

Our approach to both the classical and the quantum geometry uses graph theoretical methods. The relevant graphs are the Gyroid graph which is a 3-regular graph and its quotient under the translation symmetry group. In order to give the matrix algebras explicitly we introduce the notions of a graph representation. Using rooted spanning trees, we are able to represent the algebra \mathcal{B} in terms of matrices, where they are amenable to direct computations.

As the geometry of the Gyroid and its channels is quite difficult, we also treat the honeycomb lattice as a two-dimensional analogue. Indeed, the Gyroid lattice graph (the graph onto which each channel retracts) is in many ways the three dimensional analogue of the honeycomb lattice, which is why when developing the more general parts of the theory we will parallelly consider these two cases as our main examples. Both graphs are 3-regular, and both of the graphs are not mathematical lattices but only physical lattices³. This means that they give rise to two groups, one which is the space or symmetry group and the other is the group of the lattice of which they can be considered a subset. In the honeycomb case these are both \mathbb{Z}^2 but embedded into \mathbb{R}^2 as the triangular lattice and its dual. For the Gyroid the groups are both \mathbb{Z}^3 , but they are embedded as a body centered cubic (bcc) and a face centered cubic (fcc) lattice in \mathbb{R}^3 which are again dual to each other. Furthermore the fundamental group of the honeycomb lattice is the commutator subgroup of the free group on two elements, while for the Gyroid π_1 is the commutator subgroup of the free group in three generators. And in both cases, we find a new length function on the free group induced by the geometry of the lattice.

The paper is organized as follows:

In the first section, we start with a review of the classical geometry of the Gyroid and then prove the results on the fundamental group and the smallest loops. In the second section, we formally introduce graphs and lattices

³See §3.2 for the disambiguation of the use of the word “lattice”.

and the relevant groups associated to them. We then define their representation in Hilbert spaces and the associated Harper operators. Finally, we show how to obtain a matrix representation of \mathcal{B} using rooted spanning trees. In the third section, we apply the general theory of the second section to the non-commutative geometry of a lattice using a Harper operator, detailing the honeycomb and the Gyroid case. Here we also briefly review projective representations and explain how they arise in the presence of a magnetic field. In this context, we can already show that there can only be finitely many gaps for the Gyroid at rational Θ . We also outline the general approach to calculating \mathcal{B} and its K -theory and the expected results. In particular, we compute the K -theory in the commutative case in terms of a cover of a torus.

In the last section we apply the outlined strategies to calculate the algebras \mathcal{B} and their K -theory for Bravais lattices, the honeycomb lattice and the Gyroid lattice graph.

1. THE CLASSICAL GEOMETRY OF THE DOUBLE GYROID

1.1. The double Gyroid and its channels. The Gyroid is an embedded CMC surface in \mathbb{R}^3 [9]. It was discovered by Alan Schoen [21]. In nature it was observed as an interface for di-block co-polymers [11, 22]. The interface actually consists of *two* disconnected surfaces. *Each* of them is a Gyroid surface. The Double Gyroid (DG) is a particular configuration of two mutually non-intersecting embedded Gyroids.

A single Gyroid has symmetry group $I4_132$ while the double Gyroid has the symmetry group $Ia\bar{3}d$ where the extra symmetry comes from interchanging the two Gyroids ⁴.

Since CMC surfaces are mathematically hard to handle level surfaces have been suggested as a possible approximation in [14]. The level surface approximation for the Double Gyroid again consists of two level surfaces. We will call the two surface interfaces S_1 and S_2 . For the discussion at hand it is not relevant if the two surfaces are actually the CMC surfaces or their level surface approximations. One example of a DG approximation is given by the family of level surfaces [14]

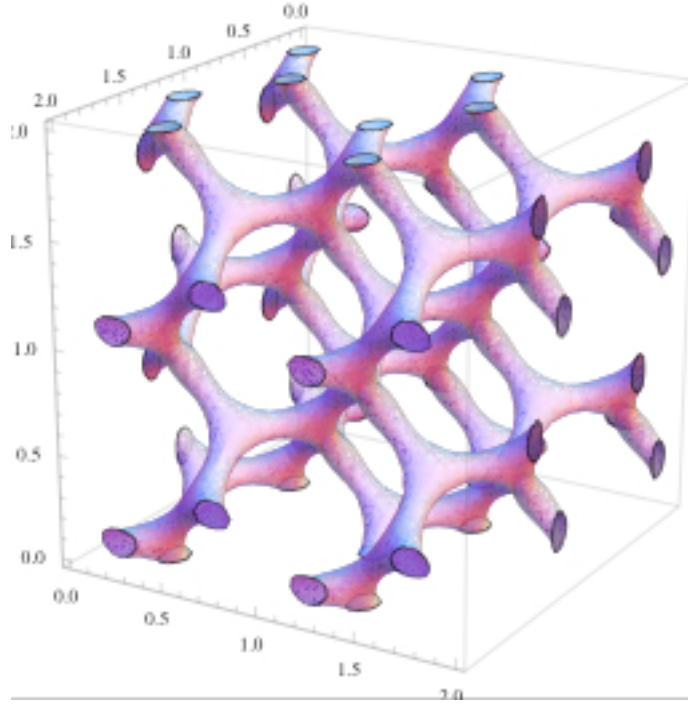
$$L_t : \sin x \cos y + \sin y \cos z + \sin z \cos x = t \quad (1.1)$$

A model for the double Gyroid is then given by L_w and L_{-w} for $0 \leq w < \sqrt{2}$.

The complement $\mathbb{R}^3 \setminus G$ of a single Gyroid G has two components. These components will be called the Gyroid wire systems or channels.

There are two distinct channels, one left and one right handed. Each of these channels contracts onto a graph, called skeletal graph in [21, 10]. We will call these graphs Γ_+ and Γ_- . Each graph is periodic and trivalent. We fix Γ_+ to be the graph which has the node $v_0 = (\frac{5}{8}, \frac{5}{8}, \frac{5}{8})$. We will give more details on the graph Γ_+ below.

⁴Here $I4_132$ and $Ia\bar{3}d$ are given in the international or Hermann–Mauguin notation for symmetry groups, see e.g.[8].

FIGURE 1. The Channel C_+

The channel containing Γ_+ is shown in Figure 1. A (crystal) unit cell of the channel together with the embedded graph Γ_+ is shown in Figure 2 and just the graph is contained in Figure 3.

In constructing the surface, one can actually start with one of these graphs and evolve the surface from it [10]. The symmetry of one skeletal graph is that of a single Gyroid $I4_132$.

To obtain the double Gyroid one can evolve from both the graphs. The common symmetry group of both of these graphs is $Ia\bar{3}d$. This symmetry group can actually be defined already on the nodes V_{\pm} of the two graphs Γ_{\pm} . The subgroup $I4_132$ is then determined to be the subgroup that fixes both sets of nodes (setwise).

In the case of the double Gyroid $S = S_1 \amalg S_2$, the complement $C = \mathbb{R}^3 \setminus S$ of the disjoint union of the two Gyroid surfaces has three connected components. These are two channel systems C_+ and C_- , each of which can be retracted to its skeletal graph Γ_{\pm} . In fact, the skeletal graph is a deformation retract [10]. There is a third connected component F and we will call $\bar{F} = F \cup S$. This is a 3-manifold with two boundary components, more precisely, $\partial\bar{F} = S = S_1 \amalg S_2$. F can be thought of as a “thickened” (fat) surface. The thickness is fixed by the parameter w . Note that F can be retracted to each of the two boundary surfaces S_i . In fact there is a deformation retract of F onto the Gyroid.

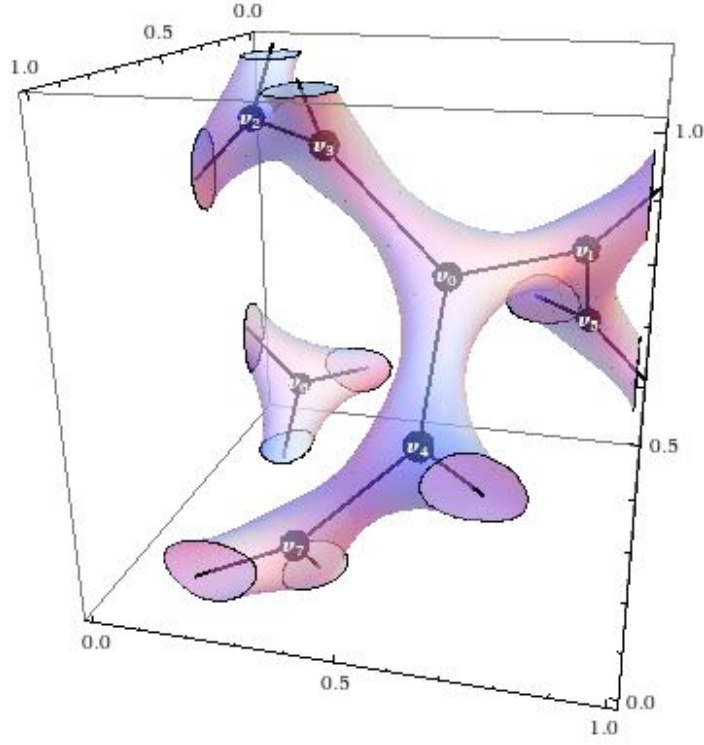


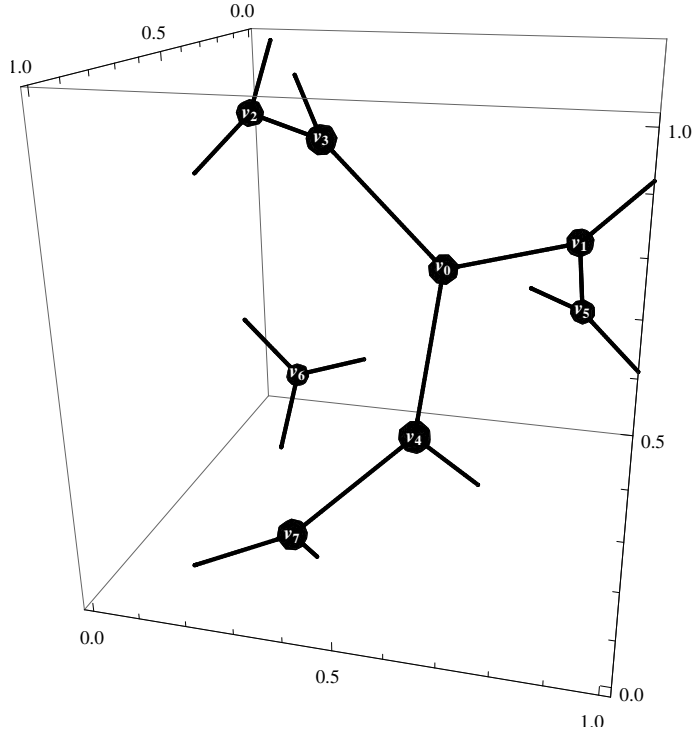
FIGURE 2. The graph Γ_+ embedded into its channel C_+

This means that all homotopical information about the complements of the double Gyroid is encoded in the Gyroid/level surface and the two skeletal graphs.

The translational symmetry group for both the Gyroid and the double Gyroid is the Bravais lattice bcc. Note that we will usually use “lattice” in the physical terminology, e.g. speak about the honeycomb lattice. The term “Bravais lattice” will be used to denote a maximal rank mathematical lattice, i.e. a free rank n Abelian subgroup of \mathbb{R}^n . In order to preempt any confusion, we give precise definitions for our terminology in §3.2.

1.2. The skeletal graph.

1.2.1. The vertices and edges. We will now describe the graph Γ_+ embedded into \mathbb{R}^3 .

FIGURE 3. The graph Γ_+

Set

$$\begin{aligned}
 v_0 &= \left(\frac{5}{8}, \frac{5}{8}, \frac{5}{8}\right) & v_4 &= \left(\frac{7}{8}, \frac{5}{8}, \frac{3}{8}\right) \\
 v_1 &= \left(\frac{3}{8}, \frac{7}{8}, \frac{5}{8}\right) & v_5 &= \left(\frac{1}{8}, \frac{7}{8}, \frac{3}{8}\right) \\
 v_2 &= \left(\frac{3}{8}, \frac{1}{8}, \frac{7}{8}\right) & v_6 &= \left(\frac{1}{8}, \frac{1}{8}, \frac{1}{8}\right) \\
 v_3 &= \left(\frac{5}{8}, \frac{3}{8}, \frac{7}{8}\right) & v_7 &= \left(\frac{7}{8}, \frac{3}{8}, \frac{1}{8}\right)
 \end{aligned} \tag{1.2}$$

and let $\bar{V}_+ = \{v_0, \dots, v_7\}$.

Furthermore \mathbb{Z}^3 acts on \mathbb{R}^3 by translations and we let $V_+ = \mathbb{Z}^3(\bar{V}_+)$ be the image of the set \bar{V}_+ under this action. We will sometimes call this set of points the Gyroid lattice.

Given two points $v, w \in \mathbb{R}^3$ let $\overline{vw} = \{(1-t)v + tw \mid t \in [0, 1]\}$ be the line segment joining them. Also given a point v we let $T_x(v) = v + (1, 0, 0)$, $T_y(v) = v + (0, 1, 0)$, $T_z(v) = v + (0, 0, 1)$ be the translated points.

Consider the following set of line segments

$$\begin{aligned} \bar{E} = & \{ \overline{v_0 v_1}, \overline{v_0 v_3}, \overline{v_0 v_4}, \overline{v_2 v_3}, \overline{v_4 v_7}, \overline{v_1 v_5}, \\ & \overline{v_4 T_x(v_5)}, \overline{v_7 T_x(v_6)}, \overline{v_1 T_y(v_2)}, \\ & \overline{v_5 T_y(v_6)}, \overline{v_2 T_z(v_6)}, \overline{v_3 T_z(v_7)} \} \end{aligned} \quad (1.3)$$

Let $E_+ = \mathbb{Z}^3(\bar{E})$, where again $\mathbb{Z}^3 \subset \mathbb{R}^3$ acts as a subgroup of the translation group.

Definition 1.1. The graph Γ_+ is the graph whose vertices are V_+ , whose edges are E_+ with the obvious incidence relations.

We recall:

Proposition 1.2. [10] C_+ can be deformation retracted onto the graph Γ_+ and Γ_+ is the component of the critical graph contained in C_+ .

Corollary 1.3. The homotopy type of the complement $T = \mathbb{R}^3 \setminus G$ is the same as that of two copies of Γ_+ . In particular each channel has the same homotopy type as Γ_+ .

This implies that all topological invariants C_{\pm} which are homotopy invariant are isomorphic to those of Γ_+ . In particular, this means all homology, homotopy and K-groups of the topological space C_+ or C_- are determined on Γ_+ .

1.3. The quotient graphs. Quotienting out by either the standard translation group or the bcc lattice, we obtain the following two quotient graphs.

1.3.1. Crystallographic Quotient Graph. Let $\bar{\Gamma}_+^{crystal}$ be the graph Γ_+/\mathbb{Z}^3 thought of as an abstract graph. This graph has a natural map embedding into the 3-torus $\mathbb{R}^3/\mathbb{Z}^3$.

Proposition 1.4. $\bar{\Gamma}_+^{crystal}$ is a cube embedded into the 3-torus. More precisely the vertices of $\bar{\Gamma}_+^{crystal}$ are \bar{V} and the edges are the images of \bar{E} in $\mathbb{R}^3/\mathbb{Z}^3$.

The abstract graph is given in Figure 4 which also contains the images of the vectors e_i which name and orient all edges.

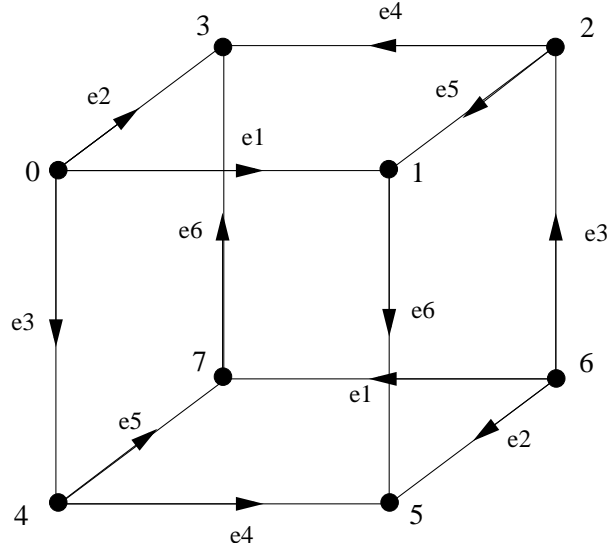
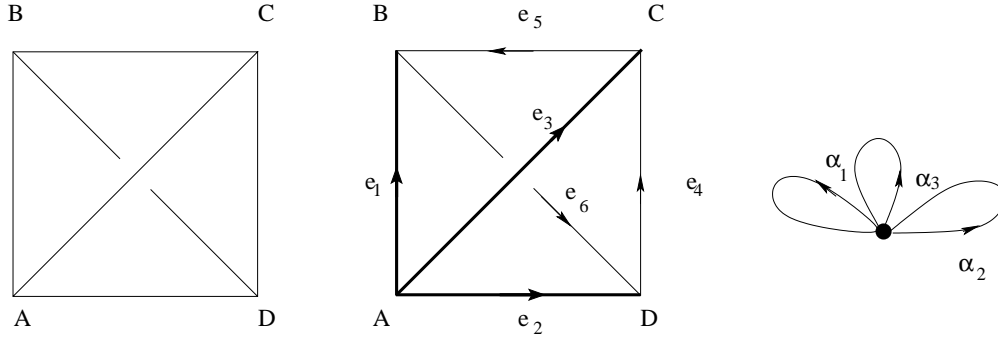
Proof. Since all the vertices in the fundamental domain do not lie on the boundary, they give exactly the representatives of V in $\mathbb{R}^3/\mathbb{Z}^3$. The classes of the edges E_{Γ_+} are given exactly by the images of the set \bar{E} in $\mathbb{R}^3/\mathbb{Z}^3$. \square

1.3.2. The (maximal) Quotient Graph. By modding out by \mathbb{Z}^3 , we have not yet used the full translational symmetry of Γ_+ which is the bcc lattice. A set of generators for the bcc lattice is

$$f_1 := (1, 0, 0), \quad f_2 := (0, 1, 0), \quad f_3 := \frac{1}{2}(1, 1, 1) \quad (1.4)$$

another set of generators which is more symmetric and we will use later on is:

$$g_1 = \frac{1}{2}(1, -1, 1), \quad g_2 = \frac{1}{2}(-1, 1, 1), \quad g_3 = \frac{1}{2}(1, 1, -1) \quad (1.5)$$

FIGURE 4. The graph $\bar{\Gamma}_+^{crystal}$ for the GyroidFIGURE 5. The complete square, the rooted spanning tree τ (root A and edges e_1, e_2, e_3) and the vectors corresponding to the oriented edges, the collapsed tree $\bar{\Gamma}_+/\tau$

We let $L = L(\Gamma_+)$ be the free Abelian subgroup of \mathbb{R}^3 generated by these vectors. We define $\bar{\Gamma}_+$ to be the abstract quotient graph Γ_+/L .

Proposition 1.5. $\bar{\Gamma}_+$ is the graph with 4 vertices and 6 edges, where all pairs of distinct vertices are connected by exactly one edge.

This graph is sometimes also called the complete square. Its incidence matrix has entries one everywhere except on the diagonal, where the entries are zero. This graph is shown in Figure 5.

Proof. We see that there is an embedding of $\mathbb{Z}^3 \subset L$, where L is the bcc lattice, so that we only have to divide $\bar{\Gamma}_+^{crystal}$ by the additional symmetry generated by $d := \frac{1}{2}(1, 1, 1)$. Now mod \mathbb{Z}^3 , $T_d^2 \cong id$ and T_d (the translation by d) simply

interchanges the vertices of $\bar{\Gamma}_+^{crystal}$ as follows: $v_0 \leftrightarrow v_6, v_1 \leftrightarrow v_7, v_2 \leftrightarrow v_4$ and $v_3 \leftrightarrow v_5$. Hence we are left with 4 vertices, and we can choose the representatives v_0, \dots, v_3 . Checking the list of edges (1.3) one sees that indeed the 12 edges form pairs and one can choose the representatives $\bar{v}_i v_j; i \neq j : i, j = 0, \dots, 3$. \square

Notice that this corresponds to a $\mathbb{Z}/2\mathbb{Z}$ symmetry of the graph $\bar{\Gamma}_+^{crystal}$. It is given by mapping each vertex to its diagonally opposite vertex and maps the edges accordingly.

1.4. The Underlying Group and Lattice. There is another Bravais lattice hidden in the geometry of the Gyroid. This is the fcc lattice. The nearest neighbor positions differ by vectors generating an fcc lattice.

This means in particular that after shifting by v_0 the *positions* of the vertices of Γ_+ all lie on an fcc lattice.

In order to fix notation set:

$$e_1 = v_1 - v_0 \quad e_2 = v_3 - v_0 \quad e_3 = v_4 - v_0 \quad (1.6)$$

$$e_4 = v_3 - v_2 \quad e_5 = v_7 - v_4 \quad e_6 = v_5 - v_1 \quad (1.7)$$

Definition 1.6. Let $T(\Gamma_+)$ be the group of \mathbb{R}^3 that is generated by

$$e_1 = \frac{1}{4} \begin{pmatrix} -1 \\ 1 \\ 0 \end{pmatrix}, \quad e_2 = \frac{1}{4} \begin{pmatrix} 0 \\ -1 \\ 1 \end{pmatrix}, \quad e_3 = \frac{1}{4} \begin{pmatrix} 1 \\ 0 \\ -1 \end{pmatrix} \quad (1.8)$$

$$e_4 = \frac{1}{4} \begin{pmatrix} 1 \\ 1 \\ 0 \end{pmatrix}, \quad e_5 = \frac{1}{4} \begin{pmatrix} 0 \\ -1 \\ -1 \end{pmatrix}, \quad e_6 = \frac{1}{4} \begin{pmatrix} -1 \\ 0 \\ -1 \end{pmatrix} \quad (1.9)$$

$$(1.10)$$

Proposition 1.7. *The group $T(\Gamma_+)$ is isomorphic to \mathbb{Z}^3 . The Bravais lattice it generates is a face centered cubic (fcc).*

Proof. There are relations among the e_i given as follows.

$$e_1 = -e_5 + e_6, \quad e_2 = -e_4 - e_6, \quad e_3 = e_4 + e_5 \quad (1.11)$$

so that we see that e_3, e_4, e_5 generate. These vectors are linearly independent over \mathbb{Z} since they are independent over \mathbb{R} . Hence they provide a free basis and an isomorphism to \mathbb{Z}^3 . The vectors $e_4, -e_5, -e_6$ are the standard primitive vectors for the face centered cubic. \square

Of course there are many other choices of basis here, e.g. $\{e_2, e_4, e_6\}$.

Proposition 1.8. *The vertices of Γ_+ translated by $-v_6$ lie on the 3-dimensional face centered cubic lattice generated by e_4, e_5, e_6 .*

Proof. Γ_+ is path connected and we take v_6 as the base point. Each line segments in E corresponds to an edge. Choosing an orientation for this edge defines a vector. Now, the statement follows from the fact that the vectors corresponding to the line segments in E and hence those of E_{Γ_+} are exactly the vectors $\pm e_1, \dots, \pm e_6$. \square

1.5. Fundamental Groups, Loops and Effective Normal Vectors. There is certain geometric information which can even already be read off from the simple graph $\bar{\Gamma}_+$. Such as its fundamental group or the minimal loops starting at a given vertex. A loop on Γ_+ is minimal if it passes through a minimal number of edges. A more general treatment will be given in §3.

Proposition 1.9. *Let \mathbb{F}_3 be the free group in three variables. The (realization) of the graphs Γ_+ and $\bar{\Gamma}_+$ have following fundamental groups:*

- (1) $\pi_1(\Gamma_+) = [\mathbb{F}_3, \mathbb{F}_3]$
- (2) $\pi_1(\bar{\Gamma}_+) = \mathbb{F}_3$

in particular Γ_+ is the maximal Abelian cover of $\bar{\Gamma}_+$.

Since Γ_+ is homotopic to one channel these results hold for each channel of the Gyroid.

Proof. We start with $\bar{\Gamma}_+$. This graph is homotopic to the wedge product of three S^1 's, whence the second claim follows.

In view of Lemma 1.10 below (more generally by Proposition 3.5), we see that $\pi_1(\Gamma_+)$ is the subgroup that is the kernel of the map \mathbb{F}_3 to its Abelianization. Indeed the sum of powers of each of the generators in a word in the group has to be zero, which precisely means that such a word is in the kernel of the Abelianization map or in other words, the commutator group. \square

Lemma 1.10. *A loop on the graph $\bar{\Gamma}_+$ lifts to a loop on Γ_+ if and only if each edge is traversed the same number of times in each direction.*

Proof. The “if” direction is clear since this means that the translations have to add up to zero. The equivalence follows from the general Proposition 3.5, by noticing that indeed the lifts $l_1 = e_2 e_6^{-1} e_1^{-1}, l_2 = e_1 e_5^{-1} e_3^{-1}, l_3 = e_3 e_4 e_2^{-1}$ give rise to the vectors $\vec{l}_i = \vec{f}_i$ of (1.5) and are linearly independent. \square

Proposition 1.11. *There are closed loops in the graph Γ_+ . Each minimal loop goes through 10 sites and at each point there are 30 oriented minimal loops or 15 such undirected loops.*

Proof. A path in which one goes back and forth through an edge is homotopic to the path in which this step is omitted. By direct calculation one can see that such a path is given by traversing any five of the six edges. At the first step one has 3 choices of edges, at the second step there are two and then again two possibilities. Here one either returns to the original vertex or not. In the first case there are 2 completions and in the second case 3 completions to a minimal loop. Thus we have $2 \cdot 3 \cdot 5 = 30$ possibilities. A detailed version of this enumeration is provided at the end of this section in §1.5.1. \square

1.5.1. Explicit Calculation of the loops. Here we give the details of the calculation of the loops. Using Proposition 3.5, we have to look for paths that traverse each edge the same number of times. We first look at the cases where each edge is traversed only once in each direction. We call such a path a good path. We also have to keep the number of these edges minimal. This already

puts a simple constraint on the path. We may not go back and forth through the same edge. Starting at the given vertex we have to pass through 2 distinct edges. After this we have a choice, we can either go back to the starting vertex (case I) or we can go to the only vertex which we have not reached yet (case II). In case I the next oriented edge is fixed, but then we have two choices Ia and Ib. After this we have already used 5 edges so that the minimal possible number of oriented edges and hence the length of the loop is 10. Indeed, we can complete the edge path uniquely to a good path without traversing the 6th edge.

In case II the fifth oriented edge for a good path is fixed, going opposite the first oriented edge. There is a choice for the sixth oriented edge in the path. Either returning to v_o (IIb) or not (IIa). The case IIb has a unique choice for a fifth oriented edge for a good path and this has a unique completion to a good path involving 5 edges, again giving a length of 10 loops. In case IIa, we again have two choices for the fifth oriented edge (IIa1) and (IIa2). Both these choices have a unique completions to good paths again of length 10.

It remains to treat the cases where an edge is traversed more than once in each direction. Since we are not allowed to go back and forth on one edge the choices for the first three oriented edges are as above. Now in Case I we could go along the first oriented edge again, but this would lead us to traverse at least 6 edges and hence would not be minimal. At the next step of case I the choices are precisely Ia or Ib and traversing an edge twice in the same direction would not be minimal. For case II, the first stage where one could use an oriented edge twice for IIa is the fifth edge. But then one would need at least 6 edges counting multiplicities. After fixing the fifth oriented edge one can only increase the number of traversed oriented edges by not choosing a good path. Finally in case IIb again the first edge with a choice to traverse an edge twice in one orientation is at the fifth oriented edge, but as before this would lead to a path of length greater than 10.

So all in all we have $2 \cdot 3 = 6$ choices for the first two edges and then once these are fixed 5 choices for a good path. This means in all there are 30 such oriented paths.

1.5.2. Explicit loops. On the graph $\bar{\Gamma}_+$ there is a symmetry group of order 6 preserving the base point and the spanning tree τ which permutes the vertices B, C and D. This is precisely the group that gives us the 6 first choices.

In order to write down a shorter list, we will make the following observations. Since the inverse of a minimal path is a minimal path, we can cut down the number to 15. Now since each of the paths traverses five edges, it misses one. There are two cases: (1) the edge that is missed is incident to v_0 , i.e. e_1, e_2 or e_3 and case (2) it is not, i.e. e_3, e_4, e_6 . Case (1) corresponds to IIa1 and IIa2, which case (2) corresponds to Ia, Ib and IIb. In the case (1) the vertex v_0 is traversed 1 additional time except at the start and end of the path and in case (2) it is traversed an additional 2 times. This decomposes the loops into two pieces of length 5 in case (1) or three pieces of length 3,3,4; 3,4,3; 4,3,3 in case

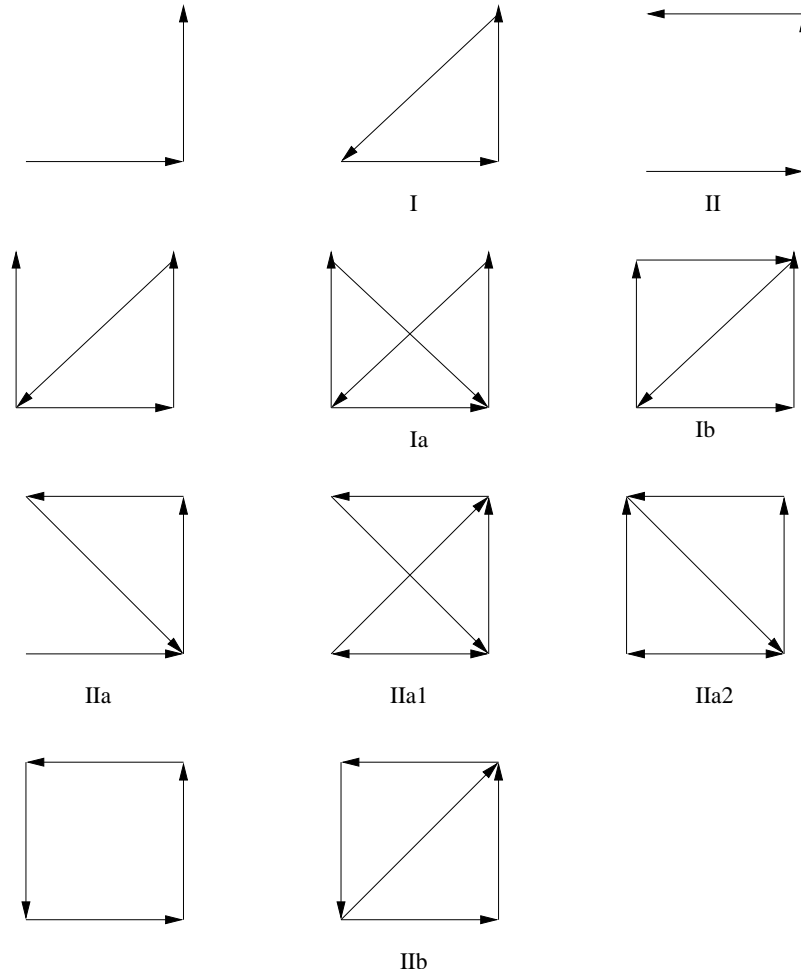


FIGURE 6. The combinatorial cases for the minimal loops of the Gyroid

(2) for Ia,Ib,IIb respectively. With each loop, its cyclic permutation of these components is also a loop. There are 2 such loops in case (1) and 3 such loops in case (2). This also explains the 15 loops as $15 = 3 \cdot 2 + 3 \cdot 3$ and permutes the cases IIa1, IIa2; and Ia,IIb and Ib cyclically.

We give here a list of six basic loops which may be useful for further discussion. To obtain all 30 one should cyclically permute the blocks and take full inverses of the loops. We give the loops as an edge path as well as their decomposition into the basis loops l_1, l_2, l_3 .

Remark 1.12. It is interesting to note that the explicit isomorphism $\mathbb{F}_3 \rightarrow \pi_1(\bar{\Gamma}_+)$ given on the generators α_i of \mathbb{F}_3 by $\alpha_i \mapsto l_i$ induces a new length on \mathbb{F}_3 as the minimal length in the letters e_i . It is this length that remembers the structure of the Gyroid. The computation above is a good example of this. The three examples of commutators are minimal elements of $[\mathbb{F}_3, \mathbb{F}_3]$ which are

loop as an edge path in e_i s	in basis l_i	N_{eff}	edge missed
$e_2(-e_4)e_5e_6(-e_2) \ e_3e_4(-e_6)(-e_5)(-e_3)$	$(l_1l_2l_3)^{-1}(l_1l_2l_3)$	$(1, -1, 0)$	e_1 missing
$e_1(-e_5)e_4(-e_6)(-e_1) \ e_3e_5e_6(-e_4)(-e_3)$	$(l_2l_3l_1)(l_3l_1l_2)^{-1}$	$(0, 1, -1)$	e_2 missing
$e_1(-e_5)e_4(-e_6)(-e_1) \ e_2(-e_4)e_5e_6(-e_2)$	$(l_2l_3l_1)(l_1l_2l_3)^{-1}$	$(1, 0, -1)$	e_3 missing
$e_1(-e_5)(-e_3) \ e_2(-e_6)(-e_1) \ e_3e_5e_6(-e_2)$	$[l_2, l_1]$	$(1, 1, 0)$	e_4 missing
$e_1e_6(-e_2) \ e_3e_4(-e_6)(-e_1) \ e_2(-e_4)(-e_3)$	$[l_1^{-1}, l_3]$	$(0, -1, -1)$	e_5 missing
$e_1(-e_5)e_4(-e_2) \ e_3e_5(-e_1) \ e_2(-e_4)(-e_3)$	$[l_2, l_3]$	$(-1, 0, -1)$	e_6 missing

TABLE 1. A generating set the shortest loops and their effective normal vectors

not the identity in the length in α_i or l_i . They are of length 4. In the e_i their length is 10. The other examples are of length 6 in the α_i , so not minimal in this metric, but they are minimal in the e_i being of length 10.

1.5.3. Effective normal vector. One distinguishing feature of the different loops is their spatial orientation. This for instance has an effect on the flux through a surface bounded by such a loop.

We assume a constant magnetic field. In this case if S is a surface bounding a loop $L = e_{i_1}, \dots, e_{i_n}$, let $f_j := \sum_{k=1}^j e_{i_k}$. Then by Stokes, we can just integrate over the surface given by the union of the triangles defined by (f_j, f_{j+1}) , $j = 1, \dots, n-1$. If $N_j = f_j \times f_{j+1} = f_j \times e_{j+1}$ and $N_{eff} := \sum_{j=1}^{n-1} N_j$ then we have for the magnetic flux through S

$$\Phi = \iint_S B dS = \sum_j \frac{1}{2} B \cdot N_j = \frac{1}{2} B \cdot N_{eff} \quad (1.12)$$

The values for N_{eff} are listed for the basic loops. Notice that inversion of a loop inverts the normal vector, while the cyclic permutation of the components leaves the effective normal vector invariant.

1.6. The quantum graph. In order to promote the skeletal graph to a quantum graph, we will fix a Hilbert space and a Hamiltonian. Here we follow the terminology that a quantum graph is graph with an associated Hilbert space and a Hamiltonian on it. In this paper we will use the generalized Harper Hamiltonian [2, 20].

The original Harper Hamiltonian [12] is obtained for a cubic lattice by using the tight-binding approximation and Peierls substitution for the quasi momentum [16].

In the next section, we will give the general theoretical setup for this using graphs, groups and representations. For the Gyroid the notions such as graphs and groups have been introduced above, so that the reader may substitute these in the general definitions below.

2. GRAPH REPRESENTATIONS AND MATRIX HARPER OPERATORS

One idea in studying the non-commutative aspects of a given system is to give a K-theoretic gap labeling for the Hamiltonians. For this one considers

an algebra \mathcal{B} generated by the Hamiltonian and the symmetries. If everything is commutative then this algebra is basically the C^* algebra of functions on the Brillouin zone/torus. We will make these ideas precise using physical and mathematical lattices as defined below.

2.1. Graph language. For us a graph or an abstract graph Γ will be a collection of vertices $V(\Gamma)$ and a collection of edges $E(\Gamma)$ which run between vertices up to bijections preserving the incidences. Each edge can have two orientations. An edge together with an orientation is called an oriented edge. Each oriented edge \vec{e} has a starting vertex $s(\vec{e})$ and a target vertex $t(\vec{e})$. A graph Γ is called finite if both $V(\Gamma)$ and $E(\Gamma)$ are finite sets.

A graph naturally becomes a topological space if the edges are replaced by intervals. This space is called the realization of the graph. In more technical terms the data above gives a one-dimensional CW complex and we take the realization of this complex. When we talk about topological properties of a graph, like its fundamental group, we always mean the topological properties of its realization.

A graph is connected if its realization is connected. This means that one can travel to all vertices from any given vertex along the edges. A tree is a connected graph whose realization is contractible (i.e. the graph has no loops). A choice of root of a tree is simply a choice of a vertex and a rooted tree is a tree together with a choice of a root. Given a graph Γ a subgraph τ is *called a spanning tree* if it is a tree and the vertices of τ are all of the vertices of Γ . To have a spanning tree Γ needs to be connected. In this case there are usually several choices of spanning trees. A rooted spanning tree is a spanning tree together with the additional choice of a root.

Proposition 2.1. *Let $\bar{\Gamma}$ be a finite graph and τ be a rooted spanning tree. Let v_0 be the root then $\pi_1(\bar{\Gamma}) := \pi_1(\bar{\Gamma}, v_0) = \mathbb{F}_n$ where \mathbb{F}_n is the free group in n variables and $n = |E(\bar{\Gamma})| - |E(\tau)|$.*

Proof. Consider the graph $\bar{\Gamma}/\tau$ obtained by contracting all edges of the subgraph τ . This is the graph which only has one vertex v_0 and all the edges are loops. The two graphs $\bar{\Gamma}$ and $\bar{\Gamma}/\tau$ are homotopy equivalent and hence have the same fundamental group. The graph $\bar{\Gamma}/\tau$ embeds into the plane with n punctures with each loop going around one puncture. To obtain a compatible embedding of Γ one blows up the only vertex of $\bar{\Gamma}/\tau$ into the tree τ and both graphs are homotopy equivalent to the punctured plane. $\bar{\Gamma}$ is thus homotopy equivalent to the wedge product of n circles S^1 . It is well known that the first homotopy group of this space is the free group in n generators. \square

An embedded graph is a graph Γ together with an embedding of its realization into an \mathbb{R}^n . Some properties we discuss depend on such an embedding or are derived from it.

Example 2.2. We have so far considered $\bar{\Gamma}_+^{crystal}$ and $\bar{\Gamma}_+$ as abstract graphs and we have considered Γ_+ both as an abstract as well as an embedded graph. The

properties of having a certain number of loops at a given point are properties of the abstract graph, while the proof made use of the embedding. The effective normal vectors are properties of the embedding of the skeletal graph Γ_+ into \mathbb{R}^3 .

2.2. Graph Harper Operator.

Definition 2.3. A C^* representation ρ_Γ of a graph Γ is given by the following data.

- A collection of separable Hilbert spaces \mathcal{H}_v one for each $v \in V(\Gamma)$.
- A collection of isometries $U_{\vec{e}} : \mathcal{H}_{s(\vec{e})} \rightarrow \mathcal{H}_{t(\vec{e})}$ for each oriented edge \vec{e} such that $U_{\vec{e}}U_{\vec{e}'} = 1$ whenever \vec{e} and \vec{e}' are the two orientations of the same edge.

Remark 2.4. This construction can also be stated in more categorical terms. It is a certain quiver representation. A finite graph Γ also generates a groupoid (that is a category in which all morphisms are invertible) and in this setting a representation is a functor from the groupoid to the category of separable Hilbert spaces.

Definition 2.5. Given a representation ρ_Γ of a finite graph $\bar{\Gamma}$ we set $\mathcal{H}_{\bar{\Gamma}} := \bigoplus_{v \in V(\bar{\Gamma})} \mathcal{H}_v$ and we define the graph Harper operator H on $\mathcal{H}_{\bar{\Gamma}}$ as

$$H := \sum_{\text{oriented edges } \vec{e}} U_{\vec{e}} \quad (2.1)$$

where we have (ab)used the notation $U_{\vec{e}}$ to denote the partial isometry on $\mathcal{H}_{\bar{\Gamma}}$ induced by the operator of the same name.

2.3. Matrix actions.

2.3.1. General Setup. Fix some finite index set I , a fixed index $o \in I$ and an order on I , such that o is the smallest element. Fix isomorphic Hilbert spaces $\mathcal{H}_i, i \in I$ and let $\phi_i : \mathcal{H}_o \rightarrow \mathcal{H}_i$ be fixed choice of isomorphisms. We allow a choice of ϕ_o . It might be that $\phi_o = id$ but this is not necessary.

Set $\mathcal{H} = \bigoplus_{i \in I} \mathcal{H}_i$.

In this situation, there is an action of $M_{|I|}(End(\mathcal{H}_o))$ on \mathcal{H} given as follows. Let $A \in M_{|I|}(End(\mathcal{H}_o))$ be an endomorphism valued matrix. Then the action of A on \mathcal{H} is given by

$$\mathcal{H} = \bigoplus_{i \in I} \mathcal{H}_i \xrightarrow{\oplus_i \phi_i^{-1}} \mathcal{H}_o^{\oplus |I|} \xrightarrow{A} \mathcal{H}_o^{\oplus |I|} \xrightarrow{\oplus_i \phi_i} \mathcal{H} \quad (2.2)$$

Vice-versa given an endomorphism $H \in End(\mathcal{H})$ there is a corresponding matrix $M(H) \in M_{|I|}(\mathcal{H}_o)$ given by

$$\mathcal{H}_o^{\oplus |I|} \xrightarrow{\oplus_i \phi_i} \mathcal{H} \xrightarrow{H} \mathcal{H} \xrightarrow{\oplus_i \phi_i^{-1}} \mathcal{H}_o^{\oplus |I|} \quad (2.3)$$

That is if $\Phi = \bigoplus_i \phi_i$, $M(H) = \Phi^{-1} \circ H \circ \Phi$.

2.3.2. Matrix action for the graph Harper operator. In order to write the Harper operator of §2.2 as a matrix according to §2.3.1 we need to fix several choices. We will assume that the graph Γ is connected. First there is a choice of base vertex v_o and a choice of order on all vertices in which the base vertex is the smallest. Then for each vertex v we choose a fixed path p_v —that is a sequence of ordered edges $\vec{e}_1, \dots, \vec{e}_k$ —from v_o to v . We then set $\phi_v := \phi_{\vec{e}_k} \circ \dots \circ \phi_{\vec{e}_1} : \mathcal{H}_{v_o} \rightarrow \mathcal{H}_v$. If $v = v_o$ we also allow the choice $\phi_{v_o} := id : \mathcal{H}_{v_o} \rightarrow \mathcal{H}_{v_o}$. This corresponds to the empty path.

Given such a choice, we obtain the action ρ_{p_1, \dots, p_n} as above. We call the resulting matrix *the graph Harper operator in matrix form*.

Given a rooted spanning tree τ of Γ choose v_o to be the root and then there is a unique shortest path on τ from v_o to any vertex v_i of τ which we can view as a path on Γ . Thus we get the data needed. Again a convenient choice of paths is given by a spanning tree. We sometimes write $H_{\Gamma, \tau}$ for the corresponding graph Harper operator in matrix form.

Remark 2.6. Any two matrix Harper operators are conjugate. This follows simply by making a base change.

3. C^* -GEOMETRY OF HARPER HAMILTONIANS ON LATTICES

For lattices there are different definitions and connotations in the mathematics and physics literature. We will use the adjectives “mathematical” and “physical” to distinguish the two. As a reference in the physics literature for the definition of lattices we use [1].

3.1. Translation action. The additive Abelian group \mathbb{R}^n acts on itself by translation. We denote $T_w(v) = v + w$. For a subset $S \in \mathbb{R}^n$ and a subgroup $L \subset \mathbb{R}^n$ we denote by $L(S)$ the set of all translates of points in S under the action of all elements of L .

3.2. Lattices: mathematical, physical and Bravais.

Definition 3.1. A *mathematical lattice with a basis* of rank m in \mathbb{R}^n is an injective group homomorphism $\rho_L : \mathbb{Z}^m \hookrightarrow \mathbb{R}^n$. If $m = n$ then such a lattice is called a *Bravais lattice with a basis*.

If ρ is a mathematical lattice with a basis, we let $L := \rho_L(\mathbb{Z}^m)$ be its image then this is a discrete subgroup of \mathbb{R}^n which is isomorphic to \mathbb{Z}^n . We will refer to L as a mathematical/Bravais lattice.

A Bravais subgroup or sublattice is a subgroup $L' \subset L$ which is a Bravais lattice.

Any Bravais lattice L acts by translations on \mathbb{R}^n and a *primitive cell* is a fundamental domain for this action. In general a *cell* is a fundamental domain for a Bravais subgroup L' of L .

Example 3.2. The integer points $\mathbb{Z}^n \subset \mathbb{R}^n$ are a Bravais lattice which we call the *crystallographic lattice*. A crystallographic cell is a primitive cell for this

lattice. The unit cube is a primitive cell. The cube of length 2 is a cell that is not primitive.

As a definition for a lattice in the physical sense, we will take the following convention:

Definition 3.3. A subset $\Lambda \subset \mathbb{R}^n$ is a lattice if there is a finite set $V \subset \mathbb{R}^n$ and a Bravais lattice L such that $\Lambda = L(V)$.

The tuple (L, V) is called a crystal structure or a lattice with a basis⁵. We will not use the latter terminology as it is mathematically confusing.

Notice that given Λ neither L nor V are uniquely defined. We can and will mostly choose L to be maximal and V to be minimal or primitive. In this case we call (L, V) a primitive crystal structure. Sometimes L is called the space group.

Still then there is of course a choice in fundamental domain and hence a choice in V , but for any two such choices there is a unique bijection. In fact if we let \bar{V} be a set of orbits of the L action; then it is unique and any V is just a choice of representatives. It is also easy to say when L is minimal. L is minimal if and only if the number of orbits $|\bar{V}|$ is minimal.

3.3. Graphs and Lattices. To develop a general theory, we will deal with two cases. The usual case is that given a lattice we obtain a graph by adding edges to the nearest neighbors. But it is convenient to also *allow* that we *already have an embedded graph* Γ_Λ whose vertices are the set Λ . In this case, we will let Γ_Λ stand for this chosen graph.

3.3.1. Canonical Graph of a Lattice. Given a lattice Λ *without a pre-chosen graph* define the graph Γ_Λ of Λ to be the graph whose vertices are the elements of Λ and whose edges are the line segments between nearest neighbors. This graph is naturally embedded in \mathbb{R}^n and we will sometimes make use of this.

3.3.2. Quotient graphs. Given a choice of symmetry group L for Λ , we also define the quotient graph $\bar{\Gamma}_\Lambda(L)$ as $\Gamma_\Lambda/L \subset \mathbb{R}^n/L$. This is the abstract graph whose vertices are given by \bar{V} and whose edges are given by the set of orbits of edges of Γ_Λ .

If L is a maximal group we will just write $\bar{\Gamma}_\Lambda$.

If the unit cell is a cell for L corresponding to a subgroup L' , we also define the *crystallographic quotient graph* of Λ to be the graph $\bar{\Gamma}_\Lambda(L')$.

3.4. Group of a lattice. A lattice Λ also generates a discrete subgroup of \mathbb{R}^n as follows: using the natural embedding $\Gamma_\Lambda \subset \mathbb{R}^n$ we can think of any directed edge \vec{e} of Γ_Λ of Γ_Λ simply as a vector in \mathbb{R}^n . Then there is an associated translation operator $T_{\vec{e}}$. Notice that as vectors the translates of all the oriented edges correspond to one another. This means that the set of *vectors* \vec{e} is given by one vector in each orbit of oriented edges of the embedded graph Γ_Λ . This set is in bijection with the oriented edges of $\bar{\Gamma}_\Lambda$ and we will not distinguish

⁵Usually one would include labels such as atom labels to V .

between them in the notation. That is we write \vec{e} for both the oriented edge of the abstract graph $\bar{\Gamma}_\Lambda$ and the vector in \mathbb{R}^n it is in bijection with. We will enumerate the set of vectors $\{\vec{e}\}$ as \vec{e}_i . These vectors then give a symmetric group of generators of an Abelian subgroup of \mathbb{R}^n which we call *the lattice group* $T(\Lambda)$ of Λ . It is the group generated by the \vec{e}_i . This group are all the elements of the form

$$T(\Lambda) := \left\{ \sum_i a_i \vec{e}_i \mid a_i \in \mathbb{Z} \right\} \quad (3.1)$$

Proposition 3.4. *$T(\Lambda)$ is a mathematical lattice.*

Proof. To generate the group we only need one choice of orientation per edge. Let $\vec{e}_j, j \in J$ be such a choice. This choice defines a map $\mathbb{Z}^J \rightarrow \mathbb{R}^n$. The image of this group is a torsion free Abelian group and hence by the structure theorem for Abelian groups a free Abelian group of rank $\leq |J|$. \square

$T(\Lambda)$ also naturally acts by translations on \mathbb{R}^n .

3.5. Fundamental group. The graph Γ_Λ is a covering space for $\bar{\Gamma}_\Lambda$. Since we know the fundamental group of $\bar{\Gamma}_\Lambda$ by Proposition (2.1) this information can be used to calculate the fundamental group of Γ_Λ . In order to do the computation, we will have to fix some notation. We fix a rooted spanning tree τ of $\bar{\Gamma}_\Lambda$ and set $n := |E(\bar{\Gamma}_\Lambda)| - |E(\tau)|$. By contracting τ we obtain a surjection $\pi : \bar{\Gamma}_\Lambda \rightarrow \wedge_{i=1}^n S^1$ which by Proposition (2.1) induces an isomorphism on fundamental groups. We fix generators of $\pi_1(\wedge_1^n S^1)$ and choose lifts l_1, \dots, l_n of them. By definition each loop l_i is a sequence of directed edges $\vec{e}_{i_1}, \dots, \vec{e}_{i_{k(i)}}$ for some $k(i)$. We set $\vec{l}_i := \vec{e}_{i_1} + \dots + \vec{e}_{i_{k(i)}}$.

Proposition 3.5. *Let Λ be a lattice with graph Γ_Λ and finite quotient graph $\bar{\Gamma}_\Lambda$. Let τ be a rooted spanning tree for $\bar{\Gamma}_\Lambda$ and set $n := |E(\bar{\Gamma}_\Lambda)| - |E(\tau)|$. If the vectors \vec{l}_i are linearly independent, then $\pi_1(\Gamma_\Lambda) = [\mathbb{F}_n, \mathbb{F}_n]$. Furthermore a loop on $\bar{\Gamma}_\Lambda$ lifts to a loop on Γ_Λ if and only if it traverses each edge the same number of times in each direction.*

Proof. We need to compute which loops on $\bar{\Gamma}_\Lambda$ lift to loops on Γ_Λ and which do not. Given a loop l on $\bar{\Gamma}_\Lambda$ it can be written as a word in the basis loops l_i , say $w = \prod_j l_{i_j}^{\epsilon(j)}$ where $\epsilon(j) = \pm 1$. Fixing a pre-image of v_0 given by the rooted spanning tree, this lifts to an edge path on Γ_Λ given by the sequences of vectors $\vec{e}_{i_1}, \dots, \vec{e}_{i_{k(i)}}$. Notice that l_i^{-1} gives rise to the sequence $-\vec{e}_{i_{k(i)}}, \dots, -\vec{e}_{i_1}$. These vectors form a closed loop if and only if they all sum up to $\vec{0}$. Now each $l_i^{\pm 1}$ contributes $\pm \vec{l}_i$ to the sum. This means that w lifts to a loop if and only if $\sum_j \epsilon(j) \vec{l}_i = \vec{0}$. Since by assumption the \vec{l}_i are linearly independent this happens if and only if for fixed i the sum of the exponents of the occurring l_i is zero, and this happens precisely if the image of w in the Abelianization $Ab(\mathbb{F}_n) := \mathbb{F}_n / [\mathbb{F}_n, \mathbb{F}_n] = \mathbb{Z}^n$ is 0. This means that the covering group of the cover $\Gamma_\Lambda \rightarrow \bar{\Gamma}_\Lambda$ is $Ab(\mathbb{F}_n)$ which is a normal subgroup of \mathbb{F}_n and hence the

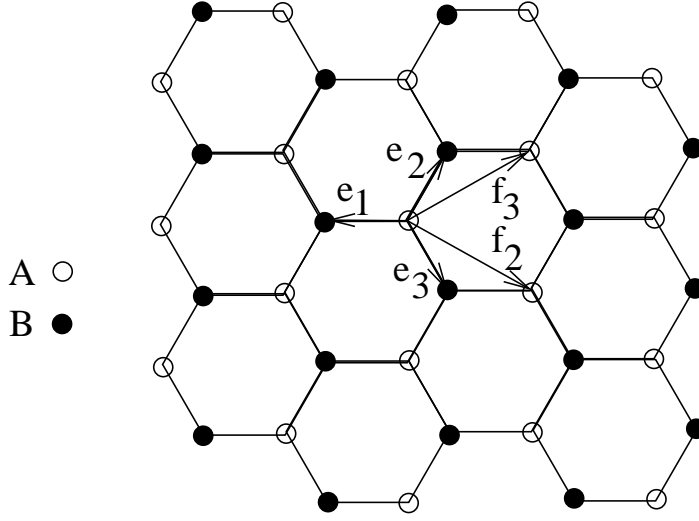


FIGURE 7. The honeycomb lattice Λ_{hon} , the generators f_i for $L(\Lambda_{\text{hon}})$ and the generators e_i of $T(\Lambda_{\text{hon}})$

covering group of Γ_Λ is $[\mathbb{F}_n, \mathbb{F}_n]$. The last statement follows immediately by noticing this is true for the \vec{l}_i and hence also for their summands $e_{i_j}^\rightarrow$. \square

3.6. Main examples.

3.6.1. The honeycomb lattice. The honeycomb lattice (see Figure 7) is an example of a physical lattice. To make things precise, we let $\Lambda_{\text{hex}} \subset \mathbb{R}^2$ which is the Bravais lattice generated by $-e_1 := (1, 0)$ and $e_3 := \frac{1}{2}(1, -\sqrt{3})$. We set $e_2 = -e_1 - e_3 = \frac{1}{2}(1, \sqrt{3})$. A “dual” Bravais lattice Λ_{hex}^t generated by $f_2 := e_2 - e_1 = \frac{1}{2}(-3, \sqrt{3})$ and $f_3 := e_3 - e_1 = \frac{1}{2}(3, \sqrt{3})$ acts via translation on Λ_{hex} . There are precisely three orbits of this action. These are the A , B and C lattices, where we fix the A lattice to be the orbit of $(1, 0)$, the B lattice to be the orbit of $(-1, 0)$, and the C lattice to be the orbit of $(0, 0)$. The lattice Λ_{hc} is then defined to be the union of the A and B sublattices. In Λ_{hc} there are three nearest neighbors as indicated in Figure 7.

The symmetry group is \mathbb{Z}^2 embedded as the “dual” Bravais lattice above. The group $T(\Lambda_{\text{hc}})$ is again isomorphic to \mathbb{Z}^2 , but it is the original triangular lattice generated by e_1 and e_3 . See Figure 7. This defines the graph $\Gamma_{\Lambda_{\text{hc}}}$.

3.6.2. The Gyroid lattice graph. The Gyroid lattice is given by the set of vertices V_+ of Γ_+ of §1. It is also a physical lattice. Here the symmetry group is the space group of $I4_132$ which is the body centered cubic (bcc) lattice. The group $T(\Lambda)$ is actually the face centered cubic (fcc) lattice as shown in Proposition 1.8.

3.7. Hilbert space of a lattice. Given a lattice or in general a countable set Λ , we define its Hilbert space to be $\mathcal{H}_\Lambda := l^2(\Lambda)$ that is the set of square

summable complex sequences indexed by Λ . There is an alternative way to think about a sequence $(a_\lambda : \lambda \in \Lambda)$ as a function ψ on Λ . Given a sequence as above the function is given by $f(\lambda) := a_\lambda$. Vice-versa given ψ the sequence is obtained by setting $a_\lambda := \psi(\lambda)$.

Given an action of a group G on Λ there is an induced action of G on $l^2(\Lambda)$ given by $g\psi(\lambda) := \psi(g^{-1}(\lambda))$ for $g \in G$ and $\psi \in l^2(\Lambda)$.

A standard basis for $l^2(\Lambda)$ is given by the functions $v_l(l') = \delta_{l,l'}$.

If Λ is a lattice then there is a unitary representation of Λ on $\mathcal{H} = l^2(\Lambda)$, given via the translation operators $T_l(v_{l'}) = v_{l+l'}$.

Given a lattice Λ and fixing a translation group L we can decompose the Hilbert space \mathcal{H}_Λ by breaking it down in terms of the orbits of L . More precisely, labeling each orbit by a vertex in $\bar{\Gamma}$, we obtain the direct sum decomposition

$$\mathcal{H}_\Lambda = \bigoplus_{\bar{v} \in \bar{\Gamma}} \mathcal{H}_{\bar{v}} \quad (3.2)$$

where $\mathcal{H}_{\bar{v}} = l^2(L(v))$ for any v which represents the class of \bar{v} .

3.8. Partial isometries and projections. In general we get a representation of $L(\Lambda)$ on \mathcal{H}_Λ . Notice that there is in general *no representation* of $T(\Lambda)$ on \mathcal{H}_Λ . We do have a partial action, which is given by partial isometries. If \vec{e} is an edge from v to w in $\bar{\Gamma}$ then it induces an isomorphism $V_{\vec{e}} : \mathcal{H}_w \rightarrow \mathcal{H}_v$ simply by setting $V_{\vec{e}}\psi(l) = \psi(l - \vec{e})$. This induces a partial isometry on all of $\mathcal{H}(\Lambda)$.

Another way to describe this partial isometry is as follows. Consider \mathcal{H}_Λ . Since $T(\Lambda) \supset \Lambda$ —after shifting Λ so that $0 \in \Lambda$ —we have that $\mathcal{H}_{T(\Lambda)} \supset \mathcal{H}_\Lambda$ and moreover $T(\Lambda)$ acts on $\mathcal{H}_{T(\Lambda)}$ via translation operators $T_{\vec{e}}$. If P is the orthogonal projection of $\mathcal{H}_{T(\Lambda)}$ to \mathcal{H}_Λ then $V_{\vec{e}} = PT_{\vec{e}}P$. If furthermore P_v is the projection onto $\mathcal{H}_v \subset \mathcal{H}_{T(L)}$ then we can further decompose the action into components $U_{\vec{e}}^{w,v} = P_v T_{\vec{e}} P_w$. Notice that in principle there could be a directed edge $e' \neq e$ with $\vec{e}' = \vec{e}$ as vectors in \mathbb{R}^n . This happens for e.g. for the cube in §1.3.1. In this case there will be more components or super selection sectors to use physics terminology.

3.9. Projective representations. Up to now, we have insisted that the translation operators are a *bona fide* representation of the translations groups.

It turns out that to accommodate such physical data as a magnetic field one should only expect a projective representation. This is also in accord with general quantum theory, where representations are always only expected to be projective.

This is also one of the sources of non-commutativity. The second being that one does not expect the symmetries of the system to commute with the Hamiltonian on the nose. One actually has a choice either to preserve the commutativity of the symmetry operators or to preserve that the symmetry operators commute with the Hamiltonian. We recall some standard facts from representation theory.

3.9.1. Cocycles. A $U(1)$ 2-cocycle for a group G written as $c \in Z^2(G, U(1))$ is a map $c : G \times G \rightarrow U(1)$ such that

$$c(u, v)c(uv, w) = c(u, vw)c(v, w) \quad (3.3)$$

which is called a cocycle condition.

Notice that if c is a $U(1)$ 2-cocycle for G and $H \subset G$ is a subgroup then its restriction $c|_H : H \times H \rightarrow U(1)$ is a $U(1)$ 2-cocycle for H .

Definition 3.6. A morphism $\rho : G \rightarrow \mathcal{U}(\mathcal{H})$, is called a *projective representation with cocycle c* if $\rho(1_G) = id_{\mathcal{H}}$, that is the identity 1_G of G maps to the identity operator $id_{\mathcal{H}}$, and $\rho(u)\rho(v) = c(u, v)\rho(u + v)$.

Example 3.7. A cocycle c is called trivial if $c(u, v) = s(u)s(v)s^{-1}(uv)$ for some group morphism $s : G \rightarrow U(1)$. Given a trivial group cocycle one can always perturb or scale an existing representation ρ to a projective representation ρ_c with cocycle c by setting $\rho_c(u) := s(u)\rho(u)$. With the same formula one can scale a projective representation with a cocycle c' to one with the cocycle cc' .

Remark 3.8. We will be dealing with Abelian groups G , viz. \mathbb{Z}^n for which we will use the usual additive notation of 0 and $+$ for the identity and group operation.

In the case of a free Abelian group and its Hilbert space, given any cocycle, one can also twist the standard representation to a projective representation with that cocycle.

Lemma 3.9. Let $L \simeq \mathbb{Z}^n \subset \mathbb{R}^n$ be a lattice and $\alpha \in Z^2(L, U(1))$. Then the operators U_l which operate on \mathcal{H}_L via

$$U_l(v_{l'}) = \alpha(l, l')v_{l+l'} \quad (3.4)$$

where v_l is the standard basis satisfy

$$U_l U_{l'} = \alpha(l, l')U_{l+l'}, \quad U_l U_{l'} = \epsilon(l, l')U_{l'} U_l \text{ with } \epsilon(l, l') = \frac{\alpha(l, l')}{\alpha(l', l)} \quad (3.5)$$

Proof. Straightforward calculation. \square

Lemma 3.10. Let B be a bilinear form on \mathbb{R}^n . Then $\alpha_B(u, v) := e^{\frac{i}{2}B(u, v)}$ is a 2-cocycle for \mathbb{R}^n . If $\Lambda \subset \mathbb{R}^n$ is a lattice and e_i are generators for this lattice then the algebra of operators U_l of the α twisted representation is generated by the operators $U_i := U_{e_i}$.

Proof. First we calculate

$$\begin{aligned} \alpha_B(u, v)\alpha_B(u + v, w) &= \exp\left(\frac{i}{2}[B(u, v) + B(u + v, w)]\right) \\ &= \exp\left(\frac{i}{2}[B(u, v) + B(u, w) + B(v, w)]\right) \\ \alpha_B(u, v + w)\alpha_B(v, w) &= \exp\left(\frac{i}{2}[B(u, v + w) + B(v, w)]\right) \\ &= \exp\left(\frac{i}{2}[B(u, v) + B(u, w) + B(v, w)]\right) \end{aligned} \quad (3.6)$$

secondly if $l = \sum a_i e_i$ then $\prod U_i^{a_i} \propto U_l$ by the formulas (3.5). \square

3.9.2. Noncommutative Tori. A standard example which will be important in the following is given by the projective action of \mathbb{Z}^n on $\mathcal{H}(\mathbb{Z}^n)$ with the cocycle α given by choosing an *anti-symmetric* bilinear form $B = 2\pi\hat{\Theta}$ on \mathbb{R}^n and then restricting the cocycle. This yields a cocycle which we call $\alpha_{\hat{\Theta}} := \alpha_B(u, v) = e^{i\pi\hat{\Theta}(u, v)}$.

In this case the operators $U_i := U_{e_i}$ generate the algebra of operators U_l . These generators satisfy

$$U_i U_j = e^{2\pi i \Theta_{ij}} U_j U_i, \quad \Theta_{ij} = \hat{\Theta}(e_i, e_j) \quad (3.7)$$

This follows from (3.5); $\epsilon(U_i, U_j) = e^{i\pi\Theta_{ij}} e^{-i\pi\Theta_{ji}} = e^{2\pi i \Theta_{ij}}$ by anti-symmetry of Θ . In general:

Definition 3.11. For a fixed $n \times n$ anti-symmetric matrix Θ the C^* -algebra generated by n unitary operators U_i on a separable Hilbert space satisfying the commutation relations (3.7) is called a non-commutative torus and denoted by \mathbb{T}_{Θ}^n .

Note that $\mathbb{T}^n := \mathbb{T}_0^n$ is the commutative C^* -algebra corresponding to the torus $T^n = (S^1)^{\times n}$ under the Gelfand–Naimark theorem.

Example 3.12. $n = 2$: In this case the skew symmetric matrix can be written as $\Theta = \theta \begin{pmatrix} 0 & 1 \\ -1 & 0 \end{pmatrix}$. And $\alpha(l, l') = \exp[i\pi\theta(l \wedge l')]$, where for $l = (l_1, l_2)$ and $l' = (l'_1, l'_2)$: $l \wedge l' := \det \begin{pmatrix} l_1 & l'_1 \\ l_2 & l'_2 \end{pmatrix}$ and accordingly $\epsilon(l, l') = e^{2\pi\theta l \wedge l'}$. This case is written as \mathbb{T}_{θ}^2 .

Remark 3.13. As usual, once a basis b_i for \mathbb{R}^n is fixed there is a bijection between anti-symmetric bilinear forms $\hat{\Theta}$ and skew-symmetric matrices Θ given by $\Theta_{ij} = \hat{\Theta}(b_i, b_j)$. If this choice of basis has been made, we will write α_{Θ} . In our applications, the basis b_i will be given to us by a choice of basis for the Bravais lattice L .

3.9.3. Wannier or Magnetic translation operators. In case of magnetic field there is a standard cocycle and representation coming from the B -field. This was first used in [12]. A magnetic field B in mathematical terms is a 2-form on \mathbb{R}^n .

If we assume that the B field is constant then this is nothing but a skew-symmetric bilinear form on \mathbb{R}^n . Thus giving rise to a cocycle α_B as above. This cocycle can now be restricted to any lattice in \mathbb{R}^n . Furthermore in this situation, we can choose a magnetic potential A . This is a 1-form on \mathbb{R}^n such that $dA = B$. This form exists, since $dB = 0$ and as \mathbb{R}^n is contractible $\bar{H}^*(\mathbb{R}^n) = 0$, i.e. the reduced cohomology vanishes, so that every closed form is exact.

In this case the cocycle is trivial and the twisted action can be rewritten as

$$U_{l'}\psi(l) = e^{-i \int_l^{(l-l')} A} \psi(l-l') \quad (3.8)$$

Remark 3.14. If $\sum_{i=1}^n m_i = 0$ is a closed cycle of vectors bounding a simply connected polygonal region D with vertices v_1, \dots, v_n , s.t. $v_{i+1} = v_i + m_i$ then $U_{m_1} \cdots U_{m_n} = e^{-iF} id$ where F is the flux of B through D . Furthermore if B has a non-singular vector potential A such that $\text{curl}(A) = B$ then $F = \int_D B dS = \sum_i \int_0^1 m_i \cdot A(v_i + m_i t) dt$

This means that given two elements l, l' we have that

$$U_l U_{l'} = \epsilon(l, l') U_{l'} U_l, \quad \epsilon(l, l') = e^{i \int_R B dS} \quad (3.9)$$

where R is the rectangle spanned by the vectors l and l' .

Example 3.15. In the square lattice if we choose a constant magnetic field in z direction $\vec{B} = \vec{k}$ or $B = 2\pi\theta dx \wedge dy$ then we can choose $A = \frac{1}{2}(\alpha_1 y dx + \alpha_2 x dy)$ with $2\pi\theta = \alpha_2 - \alpha_1$. Setting $U := U_{e_1}$ and $V = U_{e_2}$ we obtain $UV = e^{2\pi i\theta} VU$ and this is just $e^{i\phi}$ where $\phi = \int_D B dA$ is the flux through the domain full square A spanned by e_1 and e_2 . The resulting algebra is \mathbb{T}_θ^2 .

3.10. Harper operator for a lattice Λ and with graph Γ_Λ . In this section we construct a Harper operator for a given lattice Λ and a graph for the lattice Γ_Λ . Associated to each such lattice there is a natural separable Hilbert space \mathcal{H}_Λ . The Harper operator is an operator on \mathcal{H}_Λ which is obtained by giving a graph representation of $\bar{\Gamma}$. To do this we fix a maximal translational symmetry group L for Λ (see §3.2). Using the techniques of §2 we obtain a Harper operator as we discuss in detail below. This operator together with the representation of the translation group L defines a subalgebra of the endomorphism algebra of \mathcal{H}_Λ which we call the Bellissard-Harper algebra and denote by $\mathcal{B}(\Gamma_\Lambda, L, \alpha)$ or \mathcal{B} for short. Here we allow for projective representations acting with the cocycle α , e.g. via a magnetic field (see §3.9.3). If Γ_L, L and $\alpha = \alpha_B$ with $B = 2\pi i \hat{\Theta}$ is fixed, we write $\mathcal{B}_{\hat{\Theta}}$ for the corresponding Bellissard-Harper algebra.

Furthermore again using §2, we can get a matrix representation for the Harper operator and the action of L . These matrices are elements of a matrix algebra with coefficients in the algebra generated by the operators corresponding to L . Fixing Γ_Λ, L , a path basis, a basis for L and a magnetic field $B = 2\pi \hat{\Theta}$, we arrive at an algebra of matrices, which we call \mathcal{B}_Θ . The details are given below.

3.10.1. Graph representation of $\bar{\Gamma}$. To put ourselves in the situation of §2.3.1, we will decompose \mathcal{H}_Λ as

$$\mathcal{H}_\Lambda = \bigoplus_{\bar{v} \in \bar{\Gamma}} \mathcal{H}_{\bar{v}} \quad (3.10)$$

where $\mathcal{H}_{\bar{v}} = l^2(L(v))$ for any v which represents the class of \bar{v} .

We also fix a 2-cocycle α_B corresponding to a skew-symmetric bilinear form or equivalently a constant B -field. This gives us the Hilbert space part of the

data of a graph representation $\rho_{\bar{\Gamma}}$. We define the isomorphisms as $U_{\vec{e}}$. For this we use the fact that an oriented edge of $\bar{\Gamma}$ has a natural representation as a vector \vec{e} (see 3.4).

Definition 3.16. The Harper operator H_{Λ} is defined to be the graph Harper operator $H_{\bar{\Gamma}}$ on \mathcal{H}_{Λ} corresponding to the graph representation $\rho_{\bar{\Gamma}}$.

The Bellissard–Harper (BH) algebra $\mathcal{B}(\Gamma_{\Lambda}, L, \alpha_B)$ is the C^* -algebra of operators on \mathcal{H}_{Λ} generated by the projective representation of L and the graph Harper operator.

Remark 3.17. The operator \mathcal{H}_{Λ} also generates random walks and is related to a discrete difference operator as follows. Let Γ_{Λ} be a k -regular graph, which means that each vertex has valence k . Then $\Delta = k - H_{\Lambda}$ acts as the difference operator. $\Delta(\Psi)(l) = (\sum_{\vec{e}: s(\vec{e})=l} \Psi(l) - \Psi(T_{\vec{e}}(l)))$ where the sum is over “nearest neighbors” as defined by Γ_{Λ} .

3.10.2. A Matrix representation of the Bellissard–Harper algebra.

In order to get a matrix representation, we fix a vertex v_o of $\bar{\Gamma}_{\Lambda}$ and a choice of paths p_v from v_o to v . We will call such a choice a choice of path basis. Again a convenient way to fix such data is to specify a spanning tree.

We then get a matrix representation of the Harper operator and the operators coming from the projective representation of L .

Theorem 3.18. *Fixing a choice of path basis, and a basis for L the corresponding faithful matrix representation of $\mathcal{B}(\Gamma_{\Lambda}, L, \alpha_B)$ is a sub- C^* -algebra \mathcal{B}_{Θ} of the C^* algebra $M_{|V(\bar{\Gamma})|}(\mathbb{T}_{\Theta}^n)$.*

Proof. Before passing to the matrix representation all the operators involved are shifted translation operators. Those coming from L and those coming from $L(\Lambda)$. First we have to show that the operators from L still act as operators from L when restricted to \mathcal{H}_{v_o} , but this is clear since these are diagonal in the direct sum decomposition (3.2). Thus the operators in question are conjugates, $U_{p_v} U_l U_{p_v}^* \propto U_l$ for any $U_l \in \mathbb{T}_{\Theta}^n$. Here Θ is the matrix obtained from $\hat{\Theta} = \frac{1}{2\pi} B$ by using the choice of basis of L . Secondly, for $l' \in T(\Lambda)$, $U_{p_v} U_{l'} U_{p_v}^* \propto U_{l''}$ acts as a translation operator which preserves the v_o summand. This means that the sum of vectors $l'' = -p_v + l' - p_v'$ is actually in L . Hence the assertion follows. \square

Notice that different choices of path basis may lead to different representations, but all these representations are isomorphic; moreover they are conjugates of one another. The effect of changing the basis of L is to replace the matrix Θ with its basis transform Θ' , but as C^* -algebras $\mathbb{T}_{\Theta}^n = \mathbb{T}_{\Theta'}^n$, —only the presentation has changed— with the base change acting as an endomorphism.

Corollary 3.19. *If Θ is rational then the spectrum of H_{Λ} has finitely many gaps. Moreover the maximal number is determined by the entries of Θ .*

Proof. Since there is an injection of \mathcal{B}_{Θ} into $M_{|V(\bar{\Gamma})|}(\mathbb{T}_{\Theta}^n)$ we can restrict the tracial states to \mathcal{B}_{Θ} . The image of the tracial states of \mathbb{T}_{Θ}^n is known to be

$S = \mathbb{Z} + \sum_{ij} \theta_{ij} \mathbb{Z} \subset \mathbb{R}$ [6, 7]. We fix a faithful tracial state τ and then we have that for any gap projection P_λ : $\tau(P_\lambda) \in [0, |V(\bar{\Gamma})|] \cap S$. We thus see that there are only finitely many possible gaps if all the θ_{ij} are rational. \square

3.11. Geometry of \mathcal{B} . In general, we are given a lattice Λ and perhaps the graph Γ_Λ . We can then obtain a family of BH-algebras by choosing different cocycles $\alpha_{2\pi\bar{\Theta}}$. We will call an element of this family $\mathcal{B}_{\bar{\Theta}}$. Now we have already shown that such an algebra has a faithful matrix representation $\mathcal{B}_\Theta \subset M_k(\mathbb{T}_\Theta^n)$ where k depends on Γ . It is interesting to note that this family of subalgebras has different geometries and K-theories depending on the choice of Θ . Generically one would expect

Expectation 3.20. *If Θ is generic (i.e. all entries are irrational) then $\mathcal{B}_\Theta = M_{|V(\bar{\Gamma})|}(\mathbb{T}_\Theta^n)$ which is Morita equivalent to \mathbb{T}_Θ^n .*

If this expectation is met is of course dependent on the choices. It is true for all the cases we will study. The main motivation is that the non-commutative torus at generic Θ is simple, i.e. there are no two-sided ideals. This usually allows one to find that all the elementary matrices are in the algebra and hence the algebra is the full matrix ring. The details of our particular calculations given in §4 also illuminate this expectation.

An open question is what happens at non-generic values of Θ , i.e. if one or more of the entries of Θ are rational. This again heavily depends on the entries of H_Λ . In the cases we study below either $\mathcal{B}_\Theta = M_{|V(\bar{\Gamma})|}(\mathbb{T}_\Theta^n)$ again or it is a genuine subalgebra. This is for instance a good new source of such algebras and for families in which the K-theory may jump.

The commutative case \mathcal{B}_0 is also very interesting. Here we can characterize the C^* -algebra \mathcal{B}_0 by the space it represents via the Gelfand–Naimark theorem. For this we need some terminology. For each character, or C^* -algebra morphism $\chi : \mathbb{T}^n \rightarrow \mathbb{C}$ there is an induced C^* -algebra morphism $\bar{\chi} : M_k(\mathbb{T}^n) \rightarrow M_k(\mathbb{C})$ for any k . We fix $k = |V(\bar{\Gamma})|$. We say H_Λ is generic if it has k distinct Eigenvalues in \mathbb{T}^n or equivalently if there is a character χ of \mathbb{T}^n such that $\bar{\chi}(H)$ has k distinct Eigenvalues.

We call a point χ of \mathbb{T}^n degenerate if $\bar{\chi}(H)$ has Eigenvalues with higher multiplicities. The action of L gives an inclusion: $i : \mathbb{T}^n \rightarrow \mathcal{B}_0$. Given a character of \mathcal{B}_0 , we also get a character of \mathbb{T}^n by pull-back along i . We call a point χ of \mathcal{B}_0 degenerate if $i^*(\chi)(H)$ has Eigenvalues with higher multiplicity.

Theorem 3.21. *If H_Λ is generic then $\mathcal{B}_0 = C^*(X)$ where X is a generically k -fold cover of the torus T^n . This cover is ramified over the locus of degenerate points and is moreover a quotient of the trivial k -fold cover. Here the identifications are along degenerate points of X .*

Proof. First notice that the trivial k -fold cover of T^n has the C^* -algebra $\mathbb{T}^n[e_1, \dots, e_k]/R$ where the e_i are self-adjoint and generate a semi-simple algebra. This means that the relations R are equivalent to the equations $e_i e_j = \delta_{ij} e_i$ and $\sum e_i = 1$. Here the e_i can be understood as the projectors to each of the copies.

Secondly we characterize \mathcal{B}_0 . It is certainly a quotient of the C^* algebra $\mathbb{T}[H]$ where H is a new self-adjoint generator which commutes with the previous generators. The way to understand its quotient is as follows. By the theorem of Caley–Hamilton we know that the characteristic polynomial p of H annihilates H : $p(H) = 0$. We claim this is the only relation. Indeed if there were any other relation r , then we could write $r = r' + r''$ with $r' \in (p(H))$ and r'' a polynomial in H of degree less than k . This relation would hold after applying any character χ , i.e. $\bar{\chi}(r) = 0$. Since $\bar{\chi}(r') = 0$ we also get that $\bar{\chi}(r'') = 0$. But generically there are k distinct Eigenvalues, so that for generic choices of χ the minimal polynomial of $\bar{\chi}(H)$ is the characteristic polynomial. Thus as a polynomial in H the degree of r'' must be bigger or equal to k which means that $r'' = 0$. Hence $\mathcal{B}_0 = \mathbb{T}^n[H]/p[H]$.

We can now give the C^* morphisms corresponding to the geometric continuous maps

$$\begin{array}{ccc} \bigsqcup_1^k T^n & \xrightarrow{\phi} & X \\ & \searrow \pi_1 \quad \swarrow \pi_2 & \\ & T^n & \end{array} \quad (3.11)$$

Let $\lambda_i \in \mathbb{T}^n$ be the Eigenvalues of H as a matrix with coefficients in the commutative ring \mathbb{T}^n . Then the map ϕ is given by $H \mapsto \sum \lambda_i e_i$. The maps π_1 and π_2 are just the inclusion maps. There are sections s_k of π_1 given by sending $e_j \mapsto \delta_{j,k} 1$ which give rise to sections $\tilde{s}_k = \phi \circ s_k$. The corresponding C^* map is given by $H \mapsto \lambda_k$. From this the claims follow readily. \square

4. RESULTS FOR THE BRAVAIS, HONEYCOMB AND GYROID LATTICES

4.1. The Bravais lattice cases.

4.1.1. The \mathbb{Z}^n case. In case $\Lambda = \mathbb{Z}^n$, we see that $L = T(\Lambda) = \mathbb{Z}^n$ and $\bar{\Gamma}_\Lambda$ is the graph with one vertex and n loops.

From the graph $\bar{\Gamma}_\Lambda$ we can already read off that $\pi_1(\Gamma_\Lambda) = [\mathbb{F}_n, \mathbb{F}_n]$ according to Proposition 3.5, since the condition is obviously satisfied. Minimal loops are of length 4 and there are $\binom{n}{2}$ unoriented loops.

Fixing a cocycle α by fixing an anti-symmetric matrix Θ (recall that this is equivalent to fixing a constant B -field), the corresponding Harper operator is just

$$H_{\mathbb{Z}^n} = \sum_{i=1}^n U_{e_i} + U_{e_i}^{-1} = \sum_{i=1}^n U_i + U_i^* \quad (4.1)$$

where e_i are the standard unit basis vectors of \mathbb{R}^n and U_i are the generators of the non-commutative n -torus \mathbb{T}_Θ^n .

The algebra generated by the representation of $L = \mathbb{Z}^n$ is just the non-commutative torus \mathbb{T}_Θ^n and since $H \in \mathbb{T}_\Theta^n$ the algebra \mathcal{B}_Θ is also the non-commutative torus $\mathcal{B}_\Theta = \mathbb{T}_\Theta^n$.

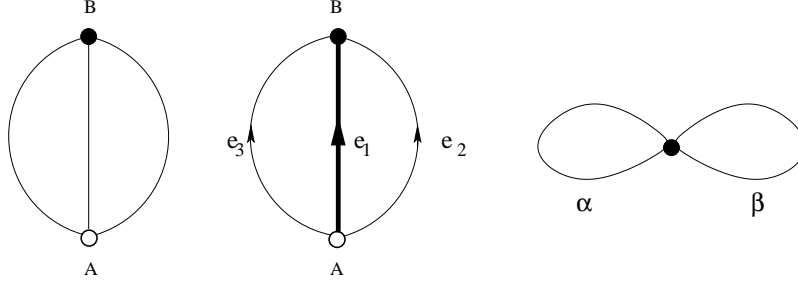


FIGURE 8. The graph $\bar{\Gamma}_\Lambda$ for the honeycomb lattice, the spanning tree τ (root A , sole edge e_1) together with a set of oriented edges, the quotient graph $\bar{\Gamma}_\Lambda/\tau$

4.1.2. Other Bravais Lattices. If Λ is the set of points of a Bravais lattice, then again $L = T(\Lambda) = \Lambda$. For the graph $\bar{\Gamma}_\Lambda$ we need the information, which of the distances between vertices of Λ are minimal or we need the additional data of a graph Γ_Λ . This information is also crucial in determining π_1 .

Let $e_j : j \in J$ be the collection of these minimal vectors and fix an orientation \vec{e}_j for each of them. As $\Lambda = L$ is a subgroup $0 \in \Lambda$ and the minimal vectors are given by the $\lambda \in \Lambda$ with minimal length. Again fix a cocycle α by fixing the anti-symmetric matrix Θ . Then

$$H_\Lambda = \sum_{j \in J} U_{\vec{e}_j} + U_{\vec{e}_j}^* \quad (4.2)$$

The algebra generated by L is always \mathbb{T}_Θ^n and since $H_\Lambda \in \mathbb{T}_\Theta^n$ we again obtain $\mathcal{B}_\Theta = \mathbb{T}_\Theta^n$.

Example 4.1. The triangular lattice. This is the lattice spanned by the vectors $e_1 = (1, 0)$ and $e_2 = (\frac{1}{2}, \frac{\sqrt{3}}{2})$ in \mathbb{R}^2 . In this case the graph $\bar{\Gamma}_\Lambda$ has one vertex and three loops with the six oriented edges corresponding to $\pm e_1, \pm e_2, \pm(e_1 - e_2)$. Hence the condition of Proposition 3.5 is not met. One can compute the fundamental group by elementary methods.

The choice of Θ is given by $\Theta = \theta \begin{pmatrix} 0 & 1 \\ -1 & 0 \end{pmatrix}$. The Harper operator is given by

$$\begin{aligned} H_{\Lambda_{\text{tri}}} &= U_{e_1} + U_{e_1}^* + U_{e_2} + U_{e_2}^* + U_{e_1 - e_2} + U_{e_1 - e_2}^* \\ &= U_1 + U_1^* + U_2 + U_2^* + U_3 + U_3^* \end{aligned} \quad (4.3)$$

where $U_1 U_2 U_3 = e^{i\pi\theta} id$. Since $H \in \mathbb{T}_\theta^2$ the BH algebra is $\mathcal{B}_\Theta = \mathbb{T}_\theta^2$ in the notation of Example 3.12.

4.2. The Honeycomb Lattice.

4.2.1. Classical geometry. The honeycomb lattice $\Lambda = \Lambda_{\text{hon}}$ is the two-dimensional lattice specified in §3.6.1. Its quotient graph $\bar{\Gamma}_\Lambda$ is the graph with two vertices and three edges depicted in Figure 8.

We set $e_1 = (-1, 0)$, $e_2 = \frac{1}{2}(1, \sqrt{3})$ and $e_3 = \frac{1}{2}(1, -\sqrt{3})$. We choose the rooted spanning tree τ (root A , sole edge e_1 as indicated in Figure 8). The loops α and β lift as $l_2 = e_2(-e_1)$ and $l_3 = e_3(-e_1)$, we see that $\vec{l}_2 = \frac{1}{2}(-3, \sqrt{3})$ and $\vec{l}_3 = \frac{1}{2}(3, \sqrt{3})$. Thus the condition of Proposition 3.5 is met and we obtain

Proposition 4.2.

$$\pi_1(\Gamma_\Lambda) = [\mathbb{F}_2, \mathbb{F}_2] \quad (4.4)$$

At each point of the lattice there are six directed or three undirected minimal loops of length six.

Proof. It is clear by inspection that there are no loops of length two and four and the loops through an oriented edge twice will give length bigger than six. To get a minimal loop, we need to pass through each edge exactly once in each direction, if possible. This can be done by fixing the first edge, and then choosing among the two left over edges the second returning edge. Now everything is fixed. One has to leave the vertex by the last edge and one concludes a cycle of 6 edges by choosing the only possible non-traversed edge oriented without using an oriented edge twice. This of course gives the known three unoriented loops at each vertex. \square

Remark 4.3. In the generators α, β , these loops are given by the following elements: $[l_2, l_3]^{\pm 1}$, $[l_2^{-1}, l_3]^{\pm 1}$ and $[l_2, l_3^{-1}]^{\pm 1}$.

It is interesting to note that the map $\bar{\Gamma}_\Lambda \rightarrow \bar{\Gamma}_\Lambda/\tau$ induces a new length function on the free group \mathbb{F}_2 that is not symmetric in symmetric generators. E.g. the commutator $[l_2^{-1}, l_3^{-1}]$ has length 8 in this metric whereas all other commutators listed above have length 6 in the generators e_i .

Remark 4.4. There is another observation. Given a loop on Γ_Λ it decomposes into blocks of loops on $\bar{\Gamma}_\Lambda$. Here we could take the loop $l_1 = e_1(-e_2) e_3(-e_1) e_2(-e_3)$ which decomposes into 3 blocks. Now cyclically permuting these blocks, we also get a loop on Γ_Λ and of course the inverse of any loop is a loop, so that the loop l_1 generates all six loops.

4.2.2. Quantum geometry. Fixing a constant magnetic field $B = 2\pi\hat{\Theta}$ amounts to choosing an anti-symmetric bilinear form $\hat{\Theta}$ on \mathbb{R}^2 . We will use the induced cocycle both on L and on $T(\Lambda)$. The matrix Θ is the matrix of $\hat{\Theta}$ with respect to the basis (f_2, f_3) of L . It is completely determined by its value $\hat{\Theta}(f_2, f_3)$. The cocycle induced on $T(\Lambda)$ will also play a role. It is fixed by the value $\hat{\Theta}(e_1, e_2)$. We fix the notation that

$$\theta := \hat{\Theta}(f_2, f_3), \quad q := e^{2\pi i\theta} \quad \text{and} \quad \phi = \hat{\Theta}(-e_1, e_2), \quad \chi := e^{i\pi\phi}, \quad (4.5)$$

The values of χ and θ are not independent:

$$\theta = -3\phi \quad \text{and} \quad q = \bar{\chi}^6 \quad (4.6)$$

This follows from the elementary calculation $\theta = \hat{\Theta}(f_2, f_3) = \hat{\Theta}(e_2 - e_1, e_3 - e_1) = \hat{\Theta}(e_2, e_3) + \hat{\Theta}(e_2, -e_1) + \hat{\Theta}(-e_1, e_3) + \hat{\Theta}(-e_1, -e_1) = \hat{\Theta}(e_2, -e_1) - \phi + \hat{\Theta}(-e_1, -e_2) = -3\phi$.

The Hilbert space $\mathcal{H} = l^2(\Lambda_{\text{hon}})$ splits

$$\mathcal{H}_{\text{hon}} = \mathcal{H}_A \oplus \mathcal{H}_B \quad (4.7)$$

where A and B are the vertices as indicated in Figure 8. The six oriented edges $\pm e_i, i = 1, \dots, 3$ of $\bar{\Gamma}_\Lambda$ give rise to three partial isometry operators $U_{\pm i}$.

$$U_i := \begin{pmatrix} 0 & 0 \\ U_{e_i} & 0 \end{pmatrix}, \quad U_{-i} := \begin{pmatrix} 0 & U_{-e_i} \\ 0 & 0 \end{pmatrix}$$

where U_{e_i} and $U_{-e_i} = U_{e_i}^{-1} = U_{e_i}^*$ are the isomorphisms as in §3.8.

The Harper Hamiltonian now reads:

$$H_\Lambda = \sum_{i=1}^3 U_i + U_i^{-1} = \begin{pmatrix} 0 & U_{e_1}^* + U_{e_2}^* + U_{e_3}^* \\ U_{e_1} + U_{e_2} + U_{e_3} & 0 \end{pmatrix}, \quad (4.8)$$

In order to put it into a matrix form with coefficients in T_θ^2 , we again choose the spanning tree τ as indicated in Figure 8.

The Hamiltonian now reads

$$H_{\Lambda, \tau} = \begin{pmatrix} 0 & 1 + U^* + V^* \\ 1 + U + V & 0 \end{pmatrix} \in M_2(\mathbb{T}_\theta^2) \quad (4.9)$$

where we have used the operators $U := \chi U_{f_2}$ and $V = \bar{\chi} U_{f_3}$. We have that

$$UV = qVU \text{ or } UVU^* = qV \quad (4.10)$$

The symmetry algebra generated by the translations U_{f_i} is isomorphic to \mathbb{T}_θ^2 on $\mathcal{H}_A \oplus \mathcal{H}_A$. It acts via the representation defined by $\rho(U_{f_2}) = \text{diag}(U_{f_2}, \chi^2 U_{f_2}) = \text{diag}(\bar{\chi}U, \chi U)$ and $\rho(U_{f_3}) = \text{diag}(U_{f_3}, \bar{\chi}^2 U_{f_3}) = \text{diag}(\chi V, \bar{\chi} V)$.

Proposition 4.5. *If $q \neq \pm 1$ then $\mathcal{B}_\Theta = M_2(\mathbb{T}_\theta^2)$ and hence is Morita equivalent to \mathbb{T}_θ^2 .*

Proof. The strategy of proof is to show that the elementary matrix $E_{12} \in \mathcal{B}_\Theta$. In case this happens, we get that all elementary matrices are in \mathcal{B}_Θ , since $E_{21} = E_{12}^*, E_{11} = E_{12}E_{21}$ and $E_{22} = E_{21}E_{12}$ and then $\mathcal{B}_\Theta = M_2(\mathbb{T}_\theta^2)$.

The method to obtain E_{12} is by direct calculation using the commutation relations (4.10).

The first step is to set $X = \rho(\bar{\chi}^2 U) \rho(\bar{\chi}^2 V^*) H \rho(V) \rho(U^*)$ and then set $X_1 = \frac{1}{1-\bar{q}}[H - \bar{q}X]$. Note we are using the assumption $q \neq 1$.

$$X_1 = \begin{pmatrix} 0 & \frac{1}{1-\bar{q}}[(1 - \bar{\chi}^2) + (1 - \bar{\chi}^4)U^* + (1 - \chi^4)V^*] \\ 1 & 0 \end{pmatrix}.$$

In step two, we set $X_2 = H - X_1 \rho(1 + U + V) = \begin{pmatrix} 0 & ** \\ 0 & 0 \end{pmatrix}$, where explicitly

$$** = BU^* + CV^* + DU + EV + FU^*V + GV^*U$$

with

$$B = C = \frac{\chi^4(1 - \chi^2)}{1 - \chi^6}, D = \frac{1 - \chi^2}{1 - \chi^6}, E = \frac{\bar{\chi}^2(\bar{\chi}^2 - 1)}{1 - \chi^6}, F = \frac{\chi^2(1 - \bar{\chi}^4)}{1 - \chi^6}, G = \frac{\chi^2(\chi^4 - 1)}{1 - \chi^6}$$

notice that $\chi^6 = \bar{q} \neq 1$ by assumption. And the coefficients do not vanish if $\chi^4 \neq 1$ and $\chi^2 \neq 1$. But $\chi^2 = 1$ implies $\chi^6 = 1$ and $\chi^4 = 1$ implies $\chi^{12} = 1$ and so $\chi^6 = q = \pm 1$. So if $q \neq \pm 1$ then all the coefficients are non-zero. We can obtain E_{12} in several steps by setting $X_3 = X_2 - \rho(U)X_2\rho(U^*)$, $X_4 = X_3 - \rho(V)X_3\rho(V^*)$, $X_5 = \rho(U)X_4\rho(U^*) - qX_4$ and finally obtain $E_{12} = X_5 - \rho(\frac{1}{(\bar{q}-q)(1-\bar{q}^2)}U^*V)X_5$, where for the last step we need the assumption $q \neq -1$. \square

The situation for $q = -1$ is more complicated. Notice that in this case $\mathbb{T}_{\frac{1}{2}}^2$ is not simple. For instance there is a $*$ homomorphism of $\phi : \mathbb{T}_{\frac{1}{2}}^2 \rightarrow \text{Cliff}(-Id_2) \otimes \mathbb{C}$ where $\text{Cliff}(-Id_2) \otimes \mathbb{C}$ is the Clifford algebra over \mathbb{C} of the standard quadratic form given by the negative of the 2×2 identity matrix Id_2 . If i and j are the usual basis vectors then $\phi(U) = i, \phi(V) = j$.

We let $\mathcal{J} := \ker \phi = \langle 1 + U^2, 1 + V^2 \rangle$.

There is also an algebra involution \wedge on $\mathbb{T}_{\frac{1}{2}}^2$ given by $\hat{U} = -V, \hat{V} = -U$.

Proposition 4.6. *If $q = -1$ and $\chi^4 \neq 1$ then $\mathcal{B}_\Theta = M_2(\mathbb{T}_{\frac{1}{2}}^2)$. If $q = -1$ and $\chi^4 = 1$ then \mathcal{B}_Θ is the subalgebra of $M_2(\mathbb{T}_{\frac{1}{2}}^2)$ given by matrices of the form*

$$\begin{pmatrix} a & b \\ \hat{b} & \hat{a} \end{pmatrix} + J \quad a, b \in \mathbb{T}_{\frac{1}{2}}^2, J \in M_2(\mathcal{J}) \quad (4.11)$$

Proof. In the case $q = -1$ we can at first proceed as in the proof of Proposition 4.5. As X_1 we obtain

$$X_1 = \begin{pmatrix} 0 & \frac{1}{2}[(1 - \bar{\chi}^2) + (1 - \chi^4)(U^* + V^*)] \\ 1 & 0 \end{pmatrix}$$

Here the two cases split dependent on whether $\chi^4 = 1$ or $\chi^4 \neq 1$.

We will deal with the case $\chi^4 \neq 1$ first. We set $\tilde{X}_2 = \tilde{X}_1 - \rho(U)\tilde{X}_1\rho(\chi^2 U^*)$, $\tilde{X}_3 = \tilde{X}_2 + \rho(U)\tilde{X}_2\rho(\chi^2 U^*)$. Then $\frac{1}{(1-\chi^4)(1+\chi^4)}\tilde{X}_3 = E_{21}$ and hence we get $E_{12} = E_{12}^* \in \mathcal{B}_\Theta$ and hence \mathcal{B}_Θ is the full matrix algebra.

In case $q = -1$ and $\chi^4 = 1$ then since $q = \bar{\chi}^6 = -1$, we get $\bar{\chi}^2 = -1$ and $X_1 = I = E_{12} + E_{21} \in \mathcal{B}_\Theta$. Furthermore, we get that

$$X_2 = \begin{pmatrix} 0 & 1 + U^* + V^* - U - V \\ 1 & 0 \end{pmatrix},$$

Setting $Y_3 := \frac{1}{2}\rho(U)[X_2 + \rho(U)X_2\rho(-U^*)]$ and $\tilde{Y}_3 = \frac{1}{2}\rho(V)[X_2 - \rho(U)X_2\rho(-U^*)]$ we get that

$$Y_3 = \begin{pmatrix} 0 & 1 + U^2 \\ 0 & 0 \end{pmatrix} \in \mathcal{B}_\Theta, \quad \tilde{Y}_3 = \begin{pmatrix} 0 & 1 + V^2 \\ 0 & 0 \end{pmatrix} \in \mathcal{B}_\Theta$$

Let \mathcal{B}' be the algebra above given in (4.11). It is easy to check that \mathcal{B}' is indeed a C^* algebra since $M_2(\mathcal{J})$ is a two sided ideal of $M_2(T_{\frac{1}{2}}^2)$ and \wedge commutes with $*$. Now $U^* + U$ and $V^* + V$ are both in \mathcal{J} so that

$$H = \begin{pmatrix} 0 & 1 + U^* + V^* \\ 1 - U^* - V^* & 0 \end{pmatrix} + \begin{pmatrix} 0 & 0 \\ U + U^* + V + V^* & 0 \end{pmatrix} \in \mathcal{B}'$$

Furthermore certainly the operators of L are in \mathcal{B}' so that the inclusion $\mathcal{B}_\Theta \subset \mathcal{B}'$ holds.

On the other hand, since $L \subset \mathcal{B}_\Theta$ all the matrices $\text{diag}(a, \hat{a})$ are in \mathcal{B}_Θ and by the above $I \in \mathcal{B}_\Theta$ so that all matrices of the form $\begin{pmatrix} a & b \\ \hat{b} & \hat{a} \end{pmatrix}$ are in \mathcal{B}_Θ .

Furthermore since the matrices $(1 + U^2)E_{21}$ and analogously $(1 + V^2)E_{21}$ are in \mathcal{B}_Θ , taking products with $I = E_{12} + E_{21}$, we obtain that all the matrices of $M_2(\mathcal{J}) \subset \mathcal{B}_\Theta$. Hence that $\mathcal{B}' \subset \mathcal{B}_\Theta$ as claimed. \square

We now analyze the case of $q = 1$. Let (x) be the principal (algebra) ideal generated by x in \mathbb{T}_0^2 . Set $J_1 = (1 + U + V)$ and $J_2 = (1 + U^* + V^*)$ and $J_{12} = J_1 J_2$.

Proposition 4.7. *If $q = 1$ and $\chi = \pm 1$ then $\mathcal{B}_\Theta = C^*(X)$ where X is the double cover of the torus $S^1 \times S^1$ ramified at the points $(e^{2\pi i \frac{1}{3}}, e^{2\pi i \frac{2}{3}})$ and $(e^{2\pi i \frac{1}{3}}, e^{2\pi i \frac{2}{3}})$.*

If $q = 1$ and $\chi \neq \pm 1$ then \mathcal{B}_Θ is equal to the matrix C^ -subalgebra of $M_2(\mathbb{T}_0^2)$ given by matrices in the C^* -subalgebra*

$$\rho(\mathbb{T}^2) + \begin{pmatrix} J_{12} & J_2 \\ J_1 & J_{12} \end{pmatrix} \quad (4.12)$$

Proof. The first statement follows from Theorem 3.21 for $\chi = 1$. The Eigenvalues of H in \mathbb{T}_0^2 are $\pm \sqrt{(1 + U + V)(1 + U^* + V^*)}$, which exist by continuous operator calculus as the operator under the square root is self-adjoint operator of the form AA^* and hence has non-negative real spectrum. The points of the space X equivalent to \mathcal{B}_0 where these two Eigenvalues coincide are given by precisely the points above.

For $\chi = -1$, we remark that $\mathcal{B}_\Theta = \mathcal{B}_0$, by using the involution $U \mapsto -U, V \mapsto -V$.

In case that $q = 1$, but $\chi \neq \pm 1$, we actually know that χ is a sixth root of unity and $\chi^2 = \zeta_3 = e^{2\pi i \frac{1}{3}}$ or $\chi^2 = \zeta_3^2$ and in these cases $\chi^4 = \chi \neq 1$. Let \mathcal{B}' be the algebra of (4.12). Since $J_1^* = J_2$ and both of them are algebra ideals it is clear that \mathcal{B}' is a C^* -subalgebra. Then it is clear that $\mathcal{B}_\Theta \subset \mathcal{B}'$. In order to prove the reverse inclusion, we notice that $\frac{1}{1-\chi}[H - \rho(U)H\chi^2\rho(U^*)] = (1 + U + V)E_{21} \in \mathcal{B}_\Theta$. Hence also $(1 + U^* + V^*)E_{21} \in \mathcal{B}_\Theta$ as well as $(1 + U + V)(1 + U^* + V^*)E_{11} \in \mathcal{B}_\Theta$ and $(1 + U + V)(1 + U^* + V^*)E_{22} \in \mathcal{B}_\Theta$. This together with the action of L shows, $\mathcal{B}' \subset \mathcal{B}_\Theta$. \square

In the notation of equation (4.5):

Theorem 4.8. *If $q \neq \pm 1$ the algebra \mathcal{B}_Θ has the K_0 group $\mathbb{Z} \oplus \mathbb{Z}$. If $\chi = \pm 1$ then $K_0(\mathcal{B}_\Theta) = \mathbb{Z}^3$.*

Proof. For $\alpha \neq 1$ this directly follows from Proposition 4.5 below. For the commutative case $q = 1, \chi = \pm 1$ this follows from the fact that the double cover of the torus obtained by identifying two pairs of points of two tori has the corresponding K_0 group. \square

4.3. The Gyroid.

4.3.1. The lattice and sublattice Hilbert spaces. The lattice Γ_+ has the Hilbert space $\mathcal{H}_{\Gamma_+} = l^2(\Gamma_+)$.

The subspace \mathcal{H}_{Γ_+} decomposes naturally into subspaces \mathcal{H}_i where $\mathcal{H}_i = \mathcal{H}_{\mathbb{Z}^3(v_i)}$ and $\mathbb{Z}^3(v_i)$ denotes the set of all translates under \mathbb{Z}^3 of v_i .

Thus $\mathcal{H}_{\Gamma} = \bigoplus_{i=0}^7 \mathcal{H}_i$. This is the composition corresponding to $\bar{\Gamma}_+^{crystal}$.

In order to write down the Hamiltonian effectively, we will put together the summands in pairs.

$$\mathcal{H}_{\Gamma} = \mathcal{H}_A \oplus \mathcal{H}_B \oplus \mathcal{H}_C \oplus \mathcal{H}_D \quad (4.13)$$

$$\mathcal{H}_A = \mathcal{H}_0 \oplus \mathcal{H}_6, \quad \mathcal{H}_B = \mathcal{H}_1 \oplus \mathcal{H}_7, \quad \mathcal{H}_C = \mathcal{H}_3 \oplus \mathcal{H}_5, \quad \mathcal{H}_D = \mathcal{H}_2 \oplus \mathcal{H}_4 \quad (4.14)$$

This corresponds to passing from $\bar{\Gamma}_+^{crystal}$ to $\bar{\Gamma}_+$ and to our general setup of graph Hamiltonians.

4.3.2. Cocycles for \mathbb{R}^3 . As discussed, choosing a magnetic field corresponds to a projective representation of Γ_+ by unitary operators on \mathcal{H}_{Γ_+} with a cocycle α . We recall this here in a more familiar three-dimensional setting.

A skew symmetric bilinear form B translates to a more well known expression as follows. Let i, j, k be the standard unit vectors on \mathbb{R}^3 and set $B_x = B(j, k)$, $B_y := B(k, i)$ and $B_z = B(i, j)$ then if $\vec{B} = (B_x, B_y, B_z)$

$$B(m, m') = \vec{B} \cdot (m \times m'), \quad \alpha_B(m, m') = \exp(i \frac{1}{2} \vec{B} \cdot (m \times m')) \quad (4.15)$$

Indeed α_B is a cocycle since

$$\begin{aligned} B \cdot (m \times m') + B \cdot ((m + m') \times m'') &= B \cdot (m \times m' + m \times m'' + m' \times m'') \\ &= B \cdot (m \times (m' + m'')) + B \cdot (m' \times m'') \end{aligned}$$

The physics interpretation of this is that B is a fixed constant magnetic field and then $\alpha_B(m, m')$ is the magnetic flux through the *triangle* spanned by m and m' .

4.3.3. Cocycles for the Gyroid. The maximal translation group L for Γ_+ is the bcc lattice spanned by the vectors f_i given in (1.4) or g_i (1.5). The lattice group $T(\Gamma_+)$ is the fcc lattice spanned by the vectors e_4, e_5, e_6 . By restricting a cocycle given by a vector \vec{B} on \mathbb{R}^3 , we obtain a cocycle for each of these lattices. Since both the fcc and the bcc lattices are Bravais lattices, these are precisely all cocycles coming from cocycles based on anti-symmetric forms $\hat{\Theta} = \frac{1}{2\pi}B$ stemming from a magnetic field B .

We will use the basis (g_i) to fix the matrix representation Θ of $\hat{\Theta}$.

4.3.4. Graph representation and Graph Harper Operator on \mathcal{H}_{Γ_+} . We fix a vector B . This fixes the corresponding cocycle $\alpha(v, w) := e^{i\frac{1}{2}B \cdot (v \times w)}$. Now consider the graph representation as defined in §3.10, where the order of the vertices is A, B, C, D .

Using the fixed cocycle α above, we obtain the partial isometries corresponding to elements of $T(\Gamma_+)$. These are $U_i := U_{e_i}$ according to the list (1.6) as discussed in §3.8.

In Hilbert space decomposition (4.13) the Graph Harper Operator H_{Γ} becomes the 4×4 matrix.

$$H_{\Gamma_+} = \begin{pmatrix} 0 & U_1^* & U_2^* & U_3^* \\ U_1 & 0 & U_6^* & U_5 \\ U_2 & U_6 & 0 & U_4 \\ U_3 & U_5^* & U_4^* & 0 \end{pmatrix} \quad (4.16)$$

recall that $U_i = \rho(e_i)$ and $U_i^* = U_i^{-1} = U_{-e_i}$.

4.3.5. Matrix Harper operator. We choose the rooted spanning tree τ (root A , edges e_1, e_2, e_3) as indicated in Figure 5. Using this we obtain the following matrix Harper operator according to §3.10.2

$$H_{\Gamma_+, \tau} = \begin{pmatrix} 0 & 1 & 1 & 1 \\ 1 & 0 & U_1^* U_6^* U_2 & U_1^* U_5 U_3 \\ 1 & U_2^* U_6 U_1 & 0 & U_2^* U_4 U_3 \\ 1 & U_3^* U_5^* U_1 & U_3^* U_4^* U_2 & 0 \end{pmatrix} =: \begin{pmatrix} 0 & 1 & 1 & 1 \\ 1 & 0 & A & B^* \\ 1 & A^* & 0 & C \\ 1 & B & C^* & 0 \end{pmatrix} \quad (4.17)$$

The coefficients can be expressed in terms of the operators of the magnetic translation operators of the bcc lattice. We fix $U := U_{f_1}, V := U_{f_2}$ and $W := U_{f_3}$ for the f_i listed in (1.4). Then

$$A = aV^*W, \quad B = bWU^*, \quad C = cW^*UV \quad (4.18)$$

where $a = \frac{\alpha(e_2, -e_6)\alpha(e_2 - e_6, -e_1)}{\alpha(-f_2, f_3)}$, $b = \frac{\alpha(-e_3, -e_5)\alpha(-e_3 - e_5, e_1)}{\alpha(f_3, -f_1)}$ and $c = \frac{\alpha(-e_2, e_4)\alpha(-e_2 + e_4, e_3)}{\alpha(-f_3, f_1)\alpha(-f_3 + f_1, f_2)}$.

4.3.6. Choices and Notation. In order to proceed we fix some convenient basis and notation. First we base change from the basis f_i to the basis

$$g_1 = -f_2 + f_3, \quad g_2 = -f_1 + f_3, \quad g_3 = f_1 + f_2 - f_3 \quad (4.19)$$

for the bcc lattice B . We see that $A = a'U_{g_1}, B = b'U_{g_2}, C = c'U_{g_3}$ again for fixed constants $a' = \alpha(-e_1, -e_6)\alpha(-e_1 - e_6, e_2), b' = \alpha(-e_3, -e_5)\alpha(-e_3 - e_5, e_2)$ and $c' = -\alpha(-e_2, e_4)\alpha(-e_2 + e_4, e_3)$. The operators A, B, C again generate the C^* algebra of the non-commutative torus \mathbb{T}_Θ^3 where Θ is the matrix of the bilinear form in the basis g_i . Explicitly:

$$\theta_{12} = \frac{1}{2\pi} B \cdot (g_1 \times g_2), \quad \theta_{13} = \frac{1}{2\pi} B \cdot (g_1 \times g_3), \quad \theta_{23} = \frac{1}{2\pi} B \cdot (g_2 \times g_3) \quad (4.20)$$

We will fix the notation

$$\alpha_1 := e^{2\pi i \theta_{12}} = \alpha^2(g_1, g_2), \bar{\alpha}_2 := e^{2\pi i \theta_{13}} = \alpha^2(g_1, g_3), \alpha_3 := e^{2\pi i \theta_{23}} = \alpha^2(g_2, g_3) \quad (4.21)$$

This means for the commutators

$$AB = \alpha_1 BA, \quad AC = \bar{\alpha}_2 CA, \quad BC = \alpha_3 CB \quad (4.22)$$

4.3.7. Matrix action of $T(\Gamma_+)$. Given the choice of the spanning tree τ also determines the action of $T(\Gamma_+)$.

It will be convenient to introduce forth roots of the α_i :

$$\phi_1 = e^{\frac{\pi}{2} i \theta_{12}}, \quad \phi_2 = e^{\frac{\pi}{2} i \theta_{31}}, \quad \phi_3 = e^{\frac{\pi}{2} i \theta_{23}}, \quad \Phi = \phi_1 \phi_2 \phi_3 \quad (4.23)$$

and the matrices

$$\Lambda_1 = \text{diag}(1, \phi_1, \phi_2, \overline{\phi_1 \phi_2}), \quad \Lambda_2 = \text{diag}(1, \phi_1, \overline{\phi_1 \phi_3}, \phi_3), \quad \Lambda_3 = \text{diag}(1, \overline{\phi_2 \phi_3}, \phi_2, \phi_3) \quad (4.24)$$

By definition $\alpha_1 \alpha_2 \alpha_3 = \Phi^4$.

Then the action ρ is given by the following matrices

$$\rho(A) = \Lambda_1 \text{diag}(A, A, A, A), \rho(B) = \Lambda_2 \text{diag}(B, B, B, B), \rho(C) = \Lambda_3 \text{diag}(C, C, C, C) \quad (4.25)$$

We make the following observation that makes the calculations quite a bit simpler.

$$\Lambda_1 \Lambda_2^* = \text{diag}(1, 1, \bar{\Phi}, \Phi), \quad \Lambda_2 \Lambda_3^* = \text{diag}(1, \Phi, \bar{\Phi}, 1), \quad \Lambda_1 \Lambda_3^* = \text{diag}(1, \Phi, 1, \bar{\Phi}) \quad (4.26)$$

4.3.8. Calculation of \mathcal{B}_Θ and $K_*(\mathcal{B}_\Theta)$.

Proposition 4.9. *If $\Phi \neq 1$ then the BH-algebra \mathcal{B}_Θ is the full matrix algebra $\mathcal{B}_\Theta = M_4(\mathbb{T}_\Theta^3)$.*

Proof. The strategy is to again show that enough elementary matrices are in \mathcal{B}_Θ . This will be done in a case by case study. We will present the first case in detail.

Assume that $\alpha_1 \neq \Phi^2$, $\alpha_2 \neq \Phi$ and $\alpha_3 \neq \Phi$. Then we have to do 6 steps to obtain E_{34} . These are

$$\begin{aligned} X_1 &= H - \rho(AB^*)H\rho(BA^*) \\ X_2 &= X_1 - \rho(BC^*)X_1\rho(CB^*) \\ X_3 &= X_2 - \rho(AC^*)X_2\rho(CA^*) \\ X_4 &= \Phi\bar{\alpha}_1X_3 - \rho(AB^*)X_3\rho(BA^*) \\ X_5 &= \bar{\Phi}\alpha_3X_4 - \rho(BC^*)X_4\rho(CB^*) \\ X_6 &= \Phi\bar{\alpha}_2X_5 - \rho(AC^*)X_5\rho(CA^*) \end{aligned}$$

The resulting matrix is

$$(1 - \bar{\Phi}^2\alpha_2\alpha_3)(1 - \Phi\bar{\alpha}_3)(1 - \bar{\Phi}\alpha_2)(\Phi\bar{\alpha}_1 - \bar{\Phi}^2\alpha_2\alpha_3)(\bar{\Phi}\alpha_3 - \Phi\bar{\alpha}_3)(\Phi\bar{\alpha}_2 - \bar{\Phi}\alpha_2)E_{43}$$

and the factor is invertible by assumption. This provides $E_{43}, E_{34} = E_{43}^*, E_{33} = E_{34}E_{43}$ and $E_{44} = E_{43}E_{34}$. Now to get the other elementary matrices, we first assume $\phi_1 \neq 1$ then set $Y_1 = HE_{44} - \bar{\phi}_3\rho(C)E_{34}$ and $Y_2 = \phi_3Y_1 - \rho(B^*)Y_1\rho(B) = \phi_3(\bar{\phi}_1 - 1)E_{24}$, and $E_{14} = Y_1 - \bar{\phi}_3\rho(B)E_{24}$ which guarantees that all the $E_{ij} \in \mathcal{B}_\Theta$. If $\phi_1 = 1$ then we use $Z'_2 = \bar{\phi}_3Y_1 - \rho(C)H\rho(C^*) = \bar{\phi}_3(1 - \alpha_3\bar{\Phi})E_{24}$, so since $\alpha_3 \neq \Phi$ we obtain E_{24} and E_{14} (as above) and hence again the whole matrix algebra. The arguments for the cases $\alpha_1 \neq \Phi, \alpha_2 \neq \Phi^2, \alpha_3 \neq \Phi$ and $\alpha_1 \neq \Phi, \alpha_2 \neq \Phi, \alpha_3 \neq \Phi^2$ are analogous.

Now by pure logic it follows that \mathcal{B}_Θ is the full matrix in all cases except the three cases $\alpha_i = \Phi^2, \alpha_j = \alpha_k = \Phi$ for $\{i, j, k\} = \{1, 2, 3\}$. We treat only one of these, as the other two follow symmetrically. So assume $\alpha_1 = \Phi^2, \alpha_2 = \alpha_3 = \Phi$. In this case the story is similar, but faster.

We keep X_1, X_2 as above. Then if $\Phi \neq \bar{\Phi}$ we set $X'_3 = \Phi - \rho(BC^*)X_2\rho(CB^*) = (1 - \Phi)(1 - \Phi(\Phi - \bar{\Phi})E_{13})$ and again obtain the full matrix algebra using HE_{11} to obtain the needed elementary matrices. If $\Phi = \bar{\Phi}$ then since $\Phi \neq 1$ we have $\Phi = -1$ and hence $\alpha_2 = \alpha_3 = -1$ and so $\phi_2 \neq \bar{\phi}_2^2$ since else $\phi_2 = \pm 1$ and $\alpha_2 = \phi_2^4 = 1$. Thus we get that $X''_3 = \bar{\phi}_2X_2 - \rho(A)X_2\rho(A^*) = 4(\bar{\phi}_2 - \phi_2)E_{13}$ with the factor being invertible. And again, we are done. \square

Proposition 4.10. *If $\Phi = 1$ and not all $\alpha_i = \bar{\alpha}_i = \pm 1$ then the BH-algebra \mathcal{B}_Θ is equal to the full matrix algebra $\mathcal{B}_\Theta = M_4(\mathbb{T}_\Theta^3)$.*

Proof. As before this follows from an explicit representation of the generators E_{ij} as expressions in \mathcal{B}_Θ . Since not all $\alpha_i = 1$ there must be some $\alpha_i \neq 1$. We will assume that $\alpha_3 \neq 1$. The other calculations are symmetric. Again one has two cases. Either $\alpha_2 = \bar{\alpha}_2$ or not. In the second case, we set $Y_1 = H - \rho(BC^*)H\rho(CB^*)$ and $Y_2 = \alpha_2Y_1 = \rho(AC^*)Y_1\rho(AB^*)$. We set $Y_3 = \alpha_3\bar{\phi}_1\bar{\phi}_3^2Y_2 - \rho(C)H\rho(C^*)$, and $Y_4 = \bar{\phi}_1\phi_2Y_3 - \rho(A)H\rho(A^*) = (1 - \bar{\alpha}_3)(\alpha_3 - \bar{\alpha}_3)(\alpha_3\bar{\phi}_2\bar{\phi}_3^2 - \bar{\phi}_2^2\phi_3)(\bar{\phi}_1\phi_2 - \alpha_2 - \bar{\phi}_2\bar{\phi}_2^2)E_{43}$. Now as $\alpha_3 \neq 1$: $Y_4 \neq 0$ if $\phi_2 \neq 1$. In case $\phi_2 = 1$, we must have $\phi_1 \neq 1$ because otherwise ϕ_3 would also be 1. In this case, we proceed analogously to obtain E_{24} . In both subcases we obtain the full matrix algebra following the strategy used in the previous proof.

Finally, we deal with the case that $\alpha_2 = \bar{\alpha}_2$:

If $\alpha_2 = 1$ then $\alpha_1 = \bar{\alpha}_3$ then it follows that $\alpha_1 \neq \bar{\alpha}_1$ and we are done by an analogous calculation. Indeed if $\alpha_1 = \bar{\alpha}_1$ then also $\alpha_3 = \bar{\alpha}_3$ and all α_i are real which we excluded.

If $\alpha_2 = -1$ then $\alpha_1 = -\bar{\alpha}_3$ and it follows that $\alpha_1 \neq \bar{\alpha}_1$ and we are done by an analogous calculation. Indeed if $\alpha_1 = -\bar{\alpha}_3$ then $\alpha_1 = \bar{\alpha}_1$ again means that all three α_i are real which was excluded. \square

Proposition 4.11. *If $\Phi = 1$ and all of the $\alpha_i = 1$ then the BH-algebra \mathcal{B}_Θ is a proper subalgebra of the full matrix algebra $\mathcal{B}_\Theta \subsetneq M_4(\mathbb{T}^3)$.*

Proof. We will show this using the character $\chi : \mathbb{T}^3 \rightarrow \mathbb{C}$, defined by $\chi(A) = \chi(B) = \chi(C) = 1$. This character induces an algebra morphism $\bar{\chi} : M_4(\mathbb{T}^3) \rightarrow M_4(\mathbb{C})$ and we will show that $\bar{\chi}(\mathcal{B}_\Theta) \subsetneq M_4(\mathbb{C})$ which implies the result. We note that

$$\bar{\chi}(H) = \begin{pmatrix} 0 & 1 & 1 & 1 \\ 1 & 0 & 1 & 1 \\ 1 & 1 & 0 & 1 \\ 1 & 1 & 1 & 0 \end{pmatrix} = F - Id, \text{ with } F = \begin{pmatrix} 1 & 1 & 1 & 1 \\ 1 & 1 & 1 & 1 \\ 1 & 1 & 1 & 1 \\ 1 & 1 & 1 & 1 \end{pmatrix}$$

Since $\alpha_i = \phi_i^4$ all the ϕ_i must be fourth roots of unity and furthermore $\phi_1\phi_2\phi_3 = 1$. There are again three cases.

The first is that all $\phi_i = 1$. In this case $\bar{\chi}(\rho(A)) = \bar{\chi}(\rho(B)) = \bar{\chi}(\rho(C)) = Id$. Therefore $\bar{\chi}(\mathcal{B}_\Theta) = \langle \bar{\chi}(H) \rangle \subset M_4(\mathbb{C})$. Now $F^n = 4^{n-1}F$ and so $\bar{\chi}(H)^n = Id + (\sum_{i=1}^n \binom{n}{i} 4^{i-1})F$ so that $\bar{\chi}(\mathcal{B}_\Theta)$ is the 2-dimensional subalgebra of $M_4(\mathbb{C})$ spanned by Id and F .

The second case is that all $\phi_i^2 = 1$ and only one $\phi_i = 1$. We will assume that $\phi_1 = 1, \phi_2 = -1, \phi_3 = -1$. The rest of the cases are symmetric.

In this case the image of $\bar{\chi}$ is the 6-dimensional subalgebra of matrices of the form

$$\begin{pmatrix} a & b & c & c \\ b & a & c & c \\ d & d & e & f \\ d & d & f & e \end{pmatrix} \quad (4.27)$$

Let \mathcal{B}' be the sub-algebra above. It is an exercise to check that this is indeed a subalgebra. Then as $\bar{\chi}(\rho(A)) = \bar{\chi}(\rho(B)) = \bar{\chi}(\rho(C)) = \text{diag}(1, 1, -1, -1)$, so that $\bar{\chi}(\mathcal{B}_\Theta) \subset \mathcal{B}'$. On the other hand $P_1 = E_{11} + E_{22} = \frac{1}{2}(Id + \text{diag}(1, 1, -1, -1)) \in \mathcal{B}_\Theta$ and $P_2 = E_{33} + E_{44} = \frac{1}{2}(Id - \text{diag}(1, 1, -1, -1)) \in \bar{\chi}(\mathcal{B}_\Theta)$. And hence all the $P_i \bar{\chi}(H) P_j, i, j = 1, 2 \in \bar{\chi}(\mathcal{B}_\Theta)$. These are the 2×2 block matrices making up $\bar{\chi}(H)$. But the span of these matrices is precisely \mathcal{B}' .

The final case is exactly one $\phi_i^2 = 1$. We will treat the case $\phi_1 = 1, \phi_2 = i, \phi_3 = -i$. The rest are again symmetric. In this case $\bar{\chi}(\mathcal{B}_\Theta)$ is the 10-dimensional matrix algebra of matrices of the form

$$\begin{pmatrix} a & b & c & d \\ b & a & c & d \\ e & e & g & h \\ f & f & k & l \end{pmatrix} \quad (4.28)$$

Let \mathcal{B}'' be the subalgebra above. Again it is an exercise to check that \mathcal{B}'' is indeed a subalgebra. In the current case: $\bar{\chi}(\rho(A)) = \bar{\chi}(\rho(B)) = \bar{\chi}(\rho(C)) = \text{diag}(1, 1, i, -i)$ and hence it follows that $\bar{\chi}(\mathcal{B}_\Theta) \subset \mathcal{B}''$. Now $\bar{\chi}(\rho(A))^2 = \text{diag}(1, 1, -1, -1)$ so that the P_1, P_2 above are in $\bar{\chi}(\mathcal{B}_\Theta)$. But furthermore we have that $\frac{-1}{2i}(\bar{\chi}(\rho(A))P_2\bar{\chi}(H)P_2 - iP_2\bar{\chi}(H)P_2) = E_{34}$ and $\frac{1}{2i}(\bar{\chi}(\rho(A))P_2\bar{\chi}(H)P_2 - iP_2\bar{\chi}(H)P_2) = E_{43}$. So that $E_{33}, E_{34}, E_{43}, E_{44} \in \bar{\chi}(\mathcal{B}_\Theta)$. The other generators of \mathcal{B}' now are given by $P_1, P_1\bar{\chi}(H)P_1, P_2\bar{\chi}(H)P_1, E_{44}P_2\bar{\chi}(H)P_1, P_1\bar{\chi}(H)P_2E_{33}$ and $P_1\bar{\chi}(H)P_2E_{33}$ which are all in $\bar{\chi}(\mathcal{B}_\Theta)$. \square

The trickiest case is the case in which all the α_i are real and not all equal to one.

Proposition 4.12. *Let $\Phi = 1$ and all the α_i real, but not all $\alpha_i = 1$. Then if all the ϕ_i are different $\mathcal{B}_\Theta = M_4(\mathbb{T}_\Theta)$, else $\mathcal{B}_\Theta \subsetneq M_4(\mathbb{T}_\Theta)$.*

Proof. Since not all $\alpha_i = 1$ there must be exactly one $\alpha_i = 1$ with the other two being equal to -1 . We will deal with the case $\alpha_3 = 1, \alpha_2 = \alpha_1 = -1$. The others are similar. Consider $X = H + \rho(BC^*)H\rho(CB^*)$. $X^2 = 12E_{11}$ and $X_2 = HE_{11} = E_{21} + E_{31} + E_{41}$. We know that $\phi_1 \neq \phi_2$ and $\phi_1 \neq \phi_3$ and $X_3 := \phi_1 X_2 - \rho(A)X_2\rho(A^*) = (\phi_1 - \phi_2)E_{31} + (\phi_1 - \phi_3)E_{41}$. Here we get the two cases. If $\phi_2 \neq \phi_3$ then we obtain $\phi_2 X_3 - \rho(A)X_3\rho(A^*) = (\phi_2 - \phi_3)(\phi_1 - \phi_3)E_{31}$ and we have successively E_{31}, E_{41}, E_{21} and their transposes in \mathcal{B}_Θ . But this is a set of generators.

In case $\phi_2 = \phi_3$, we see that $P_1 = \frac{1}{\phi_1 - \phi_2}X_2 = E_{31} + E_{41}$. Hence also $E_{12}, E_{21}, E_{22} \in \mathcal{B}_\Theta$. Furthermore $P_2 = P_1E_{12} = E_{32} + E_{42} \in \mathcal{B}_\Theta$ and $Q_1 = Id - E_{11} - E_{22} = E_{33} + E_{44} \in \mathcal{B}_\Theta, Q_2 = Q_1HQ_1$.

We shall use the morphism $\chi : \mathbb{T}_\Theta^3 \rightarrow Cl := \text{Cliff}\left(\begin{pmatrix} 1 & 0 \\ 0 & 1 \end{pmatrix}\right) \otimes \mathbb{C}$ given by $\chi(A) = \chi(B) = e_1, \chi(C) = e_2$ where $e_i, i = 1, 2$ are the generators of the Clifford algebra which satisfy $e_i^2 = 1$ and $e_1e_2 + e_2e_1 = 1$. The map χ induces an algebra morphism $\bar{\chi} : M_4(\mathbb{T}_\Theta^3) \rightarrow Cl$.

Claim: The image of $\bar{\chi}$ is given matrices of the form

$$\begin{pmatrix} a & b & e & e \\ c & d & f & f \\ g & h & k & l \\ g & h & l & k \end{pmatrix} \quad (4.29)$$

which is a free rank 10 Cl proper submodule of $M_4(Cl)$ and in turn \mathcal{B}_Θ is a proper submodule of $M_4(\mathbb{T}_\Theta^3)$.

To prove the Claim, we again check both inclusions. Let \mathcal{B}' be the subalgebra above. Notice that $Id \in \mathcal{B}'$

$$\bar{\chi}(H) = \begin{pmatrix} 0 & 1 & 1 & 1 \\ 1 & 0 & e_1 & e_1 \\ 1 & e_1 & 0 & e_2 \\ 1 & e_1 & e_2 & 0 \end{pmatrix} \in \mathcal{B}'$$

$\bar{\chi}\rho(A) = \bar{\chi}\rho(B) = e_1 \text{diag}(1, \phi_1, \phi_2, \phi_2) \in \mathcal{B}'$ and $\bar{\chi}\rho(C) = e_2 \text{diag}(1, \phi_1, \phi_2, \phi_2) \in \mathcal{B}'$. So that $\bar{\chi}(\mathcal{B}_\Theta) \subset \mathcal{B}'$. On the other hand the algebra \mathcal{B}' is generated by $E_{11}, E_{12}, E_{21}, E_{22}, P_1, P_1^T, P_2, P_2^T, Q_1, e_2 \bar{\chi}(Q_2) = E_{34} + E_{43}$ which are all in $\bar{\chi}(\mathcal{B}_\Theta)$, so that $\mathcal{B}_\Theta \subset \bar{\chi}(\mathcal{B}_\Theta)$. \square

Theorem 4.13. *If $\Phi \neq 1$ or $\Phi = 1$ and at least one $\alpha_i \neq 1$ and all ϕ_i are different then $\mathcal{B}_\Theta = M_4(\mathbb{T}_\Theta^3)$ and $K(\mathcal{B}_\Theta) = \mathbb{Z}^4$.*

If $\phi_i = 1$ for all i then $K(\mathcal{B}_\Theta) = K(X)$ where X is the cover of the three torus given by Theorem 3.21.

Proof. The only thing that remains to be proved is that H is generic. Indeed this can be done by direct computation. We will not give the Eigenvalues here as they are quite long expressions. But notice that for $\chi(A) = -1, \chi(B) = 1, \chi(C) = -1$ the matrix $\bar{\chi}(H)$ has the four distinct Eigenvalues $\pm\sqrt{5}, \pm 1$. \square

ACKNOWLEDGMENTS

We would like to thank J. Bellissard, M. Dadarlat, M. Kontsevich, M. Marcolli and A. Schwarz for enlightening discussions. Foremost, we wish to thank H.W. Hillhouse for sparking the interest in this project and many discussions.

RK thankfully acknowledges support from NSF DMS-0805881 and the Humboldt Foundation. He also thanks the Institut des Hautes Etudes Scientifiques, the Max–Planck–Institute for Mathematics in Bonn and the Institute for Advanced Study for their support and the University of Hamburg for its hospitality. While at the IAS RK's work was supported by the NSF under agreement DMS–0635607.

BK thanks the Department of Physics at Princeton University for its hospitality and thankfully acknowledges support from the NSF under the grant PHY-0969689.

Any opinions, findings and conclusions or recommendations expressed in this material are those of the authors and do not necessarily reflect the views of the National Science Foundation.

REFERENCES

- [1] N. W. Ashcroft and N. D. Mermin *Solid State Physics*, Brooks/Cole 1976
- [2] J. Bellissard, *Gap labelling theorems for Schrödinger operators*, in: From number theory to physics (1992) 538–630
- [3] J. Bellissard, A. van Elst, H. Schulz-Baldes. *The noncommutative geometry of the quantum Hall effect. Topology and physics*. J. Math. Phys. 35 (1994), 10, 5373–5451
- [4] A. L. Carey, K. C. Hannabuss and P. McCann, *Quantum Hall Effect on the Hyperbolic plane*, Commun. Math. Phys. 190 (1998) 629–673
- [5] A. Connes, *Noncommutative Geometry*. Academic Press, Inc., San Diego, CA, 1994.
- [6] G.A. Elliott. *On the K-theory of the C^* -algebra generated by a projective representation of a torsion-free discrete abelian group*. Operator algebras and group representations, Vol. I (Neptun, 1980), 157–184, Monogr. Stud. Math., 17, Pitman, Boston, MA, 1984.
- [7] G. A. Elliott and H. Li, *Strong Morita equivalence of higher-dimensional noncommutative tori. II*, Math. Ann. 341 (2008) 825–844
- [8] T. Hahn (editor) *International Tables for Crystallography, Vol. A*, Springer, 2005

- [9] K. Große-Brauckmann and M. Wohlgenuth, *The Gyroid is embedded and has constant mean curvature companions*, Calc. Var. 4 (1996) 499-523
- [10] K. Grosse-Brauckmann, *On Gyroid Interfaces*, J. Colloid and Interface Science 187 (1997) 418-428
- [11] D. A. Hajduk et. al., *The gyroid - a new equilibrium morphology in weakly segregated diblock copolymers* Macromolecules 27 (1994) 4063-4075.
- [12] P.G. Harper. *Single band motions of conduction electrons in a uniform magnetic field..* Proc. Phys. Soc. London A68 (1955), 874-878
- [13] S. Khlebnikov and H.W. Hillhouse. *Electronic structure of double-Gyroid nanostructured semiconductors: Perspectives for carrier multiplication solar cells* Phys. Rev. B 80, 11 (2009) 115316
- [14] C. A. Lambert, L. H. Radzilowski, E. L. Thomas, *Triply Periodic Level Surfaces as Models for Cubic Tricontinuous Block Copolymer Morphologies*, Philos. Transactions: Mathematical, Physical and Engineering Sciences, Vol. 354, No 1715, Curved Surfaces in Chemical Structure (1996) 2009-2023
- [15] M. Marcolli and V. Mathai, *Towards the fractional quantum Hall effect: a noncommutative geometry perspective*, in: Noncommutative geometry and number theory: where arithmetic meets geometry, Caterina Consani, Matilde Marcolli (Eds.), Vieweg, Wiesbaden (2006) 235-263
- [16] G. Panati, H. Spohn and S. Teufel, *Effective dynamics for Bloch electrons: Peierls substitution and beyond*, Comm. Math. Phys. 242 (2003) 547-578
- [17] M. Pimsner and D. Voiculescu. *Exact sequences for K -groups and Ext-groups of certain cross-product C^* -algebras*. J. Operator Th. 4 (1980) 93-118.
- [18] M. A. Rieffel, *C^* -algebras associated with irrational rotations*, Pac. J. of Math. 93 (1981) 415-429
- [19] M. A. Rieffel and A. Schwarz, *Morita equivalence of multidimensional noncommutative tori*, Int. J. Math. 10 (1999) 289-299
- [20] T. Sunada, *A discrete analogue of periodic magnetic Schrödinger operators*, Contemp. Math. 173 (1994) 283-299
- [21] A.H. Schoen. *Infinite periodic minimal surfaces without selfintersections*. NASA TN-D5541 (1970).
- [22] M. F. Schulz, et. al., *Epitaxial Relationship for Hexagonal-to-Cubic Phase Transition in a Block Copolymer Mixture*. Phys. Rev. Lett. 73 (1994) 86-89.
- [23] V.N. Urade, T.C. Wei, M.P. Tate and H.W. Hillhouse. *Nanofabrication of double-Gyroid thin films*. Chem. Mat. 19, 4 (2007) 768-777

E-mail address: rkaufman@math.purdue.edu

DEPARTMENT OF MATHEMATICS, PURDUE UNIVERSITY, WEST LAFAYETTE, IN 47907 AND
SCHOOL OF MATHEMATICS, INSTITUTE FOR ADVANCED STUDY, PRINCETON NJ, 08540

E-mail address: skhleb@physics.purdue.edu

DEPARTMENT OF PHYSICS, PURDUE UNIVERSITY, WEST LAFAYETTE, IN 47907

E-mail address: ebkaufma@math.purdue.edu

DEPARTMENT OF MATHEMATICS AND DEPARTMENT OF PHYSICS, PURDUE UNIVERSITY,
WEST LAFAYETTE, IN 47907 AND DEPARTMENT OF PHYSICS, PRINCETON UNIVERSITY,
PRINCETON NJ, 08544