

Dynamical Universal Behavior in Quantum Chaotic Systems

Hongwei Xiong¹ and Biao Wu^{2,3,*}

¹State Key Laboratory of Magnetic Resonance and Atomic and Molecular Physics,
Wuhan Institute of Physics and Mathematics, Chinese Academy of Sciences, Wuhan 430071, China

²International Center for Quantum Materials, Peking University, Beijing 100871, China

³Institute of Physics, Chinese Academy of Sciences, Beijing 100190, China

(Dated: June 21st, 2010)

We discover numerically that a moving wave packet in a quantum chaotic billiard will always evolve into a quantum state, whose density probability distribution is exponential. This exponential distribution is found to be universal for quantum chaotic systems with rigorous proof. In contrast, for the corresponding classical system, the distribution is Gaussian. We find that the quantum exponential distribution can smoothly change to the classical Gaussian distribution with coarse graining.

The study of quantum chaos intends to elucidate the intriguing correspondence between quantum mechanics and classical mechanics by focusing on the effects of chaos of a classical system on its quantum counterpart [1–5]. Intensive efforts have found certain universal characteristics of quantum chaotic systems, for example, the Wigner distribution of energy level spacing [2] and the “scarring” of eigenstates along the classical periodic orbits[6, 7]. By following a pioneering work [8], we study the dynamical evolution of a moving wave packet inside a ripple quantum billiard [9]. We find that the wave packet evolution always leads to an “equilibrium” state, where the density probability is exponentially distributed. With rigorous proof, we show that this exponential distribution is universal for all quantum chaotic systems. This exponential law is in stark contrast with the evolution of a “cloud” of classical particles, which always leads to a Gaussian distribution. This universal behavior is observable with Bose-Einstein condensates (BECs) [10, 11] and other quantum systems. Furthermore, we demonstrate that the quantum-classical correspondence between the exponential distribution and the Gaussian distribution can be achieved with coarse graining.

We consider the following Schrödinger equation with the units $\hbar = 2m = 1$

$$i\frac{\partial\Psi}{\partial t} = \left(-\frac{\partial^2}{\partial x^2} - \frac{\partial^2}{\partial y^2} + V_b \right) \Psi, \quad (1)$$

where V_b represents the hard-wall potential for a ripple billiard (see Fig. 1A0). The ripple billiards have the advantage of having an exact Hamiltonian matrix in terms of elementary functions [9]. The left and right walls are described by functions $\mp(b - a \cos(2\pi y/L))$, respectively. The initial wave function is a moving Gaussian wave packet given by $\Psi(x, y, t=0) = \Psi_G(x, y) e^{iv_0 x/2}$, where $\Psi_G(x, y)$ is the ground-state wave function in a harmonic trap $V_h = (\omega_x^2 x^2 + \omega_y^2 y^2)/4$.

The time evolution of the wave packet density $n(x, y, t) = |\Psi(x, y, t)|^2$ is shown in Figs.1A1-A4 for the parameters $\omega_x = \omega_y = 2$, $v_0 = 10$, $L = 30$, $b = 15$ and $a = 6$. The time is in the unit of $T_s = 2(a + b)/v_0$, which is the longest time for a classical particle making a round-trip along the x direction inside the billiard. As clearly seen in the figure, the wave packet moves and expands, and eventually gets reflected multiple times by the curved hard walls. As a result, the wave packet gets smeared out in the billiard. After about $t = 6T_s$, the density of the wave packet reaches kind of an “equilibrium” state, where the overall features of the wave packet no longer changes. For comparison, the evolution of the same wave packet in a square billiard ($a = 0$) is shown in Figs.1B1-B4. The difference is obvious: in the square billiard, the wave packet always has certain patterns, looking very regular, and it never settles into any fixed pattern.

With the inspiration to describe quantitatively the contrasting images between Figs.1A3-A4 and Figs.1B3-B4, we introduce the density probability distribution function $P(n, t)$, which is defined as the probability of the wave packet density being between $n - \delta n/2$ and $n + \delta n/2$. Its mathematical expression is

$$P(n, t) = \frac{S(n - \delta n/2, t) - S(n + \delta n/2, t)}{\delta n \cdot S_{\text{total}}}, \quad (2)$$

where S_{total} is the area of the whole billiard and $S(n, t)$ is the area of the regions, where the density is larger than n . This density probability distribution is normalized by definition. As the wave packet in our calculation is normalized,

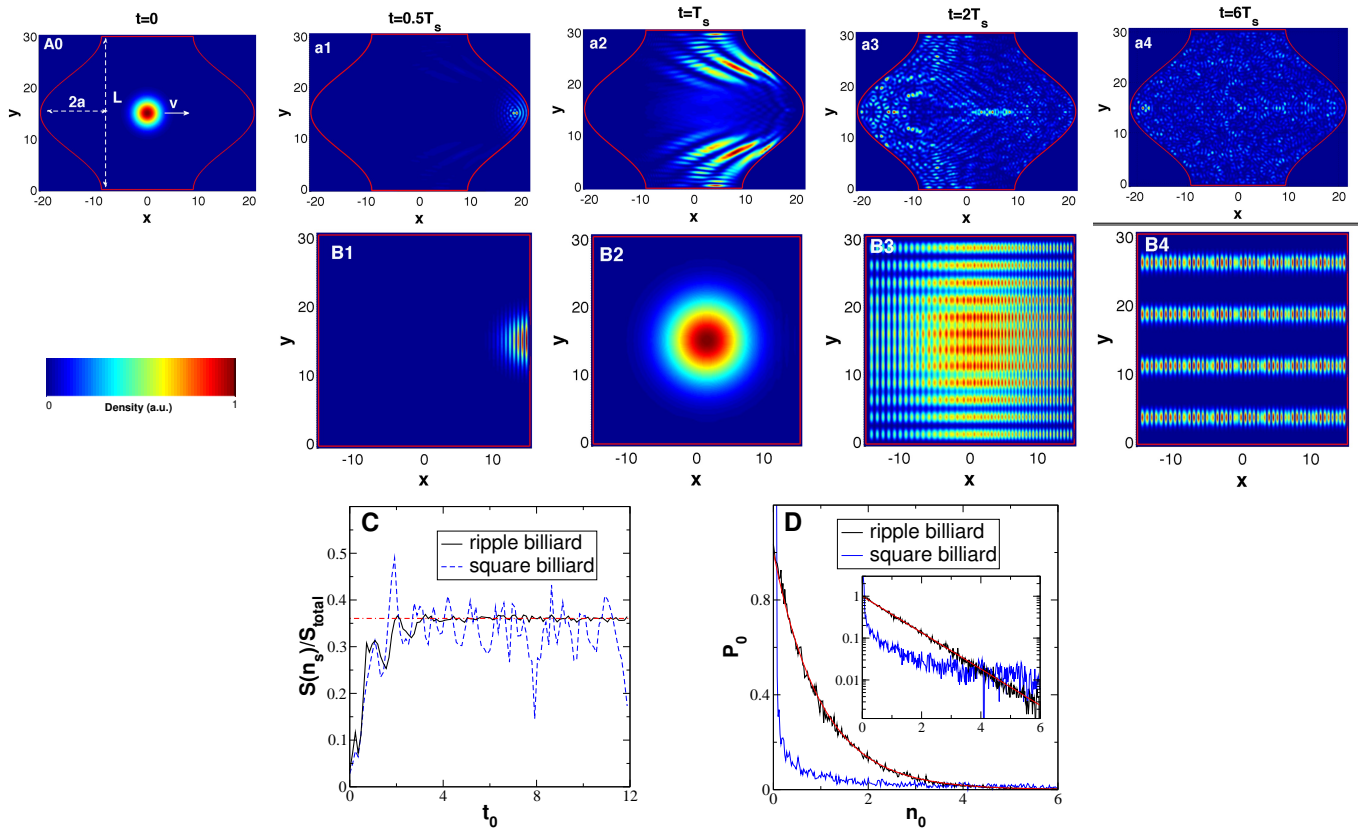


FIG. 1: Dynamical evolution of a moving wave packet in a ripple billiard and a square billiard. **(A0-A4)** The densities of the wave packet in the ripple billiard at different times t . **(B1-B4)** The densities of the wave packet in the square billiard at the same set of times except at $t = 0$. **(C)** The time evolution of the probability for the density being above the average. The red-dashed line is for e^{-1} with e being the Euler's number. **(D)** The density probability distribution functions at $t = 12T_s$. The red solid line is for $\exp(-n_0)$. The inset shows the semilog plot of the same sets of data. For the ripple billiard, the parameters are $L = 30$, $b = 15$, and $a = 6$. The initial speed of the wave packet is $v_0 = 10$. t_0 is in unit of $T_s = 2(a + b)/v_0$ and n_0 is in unit of the averaged density n_s . $\hbar = 2m = 1$ are adopted in the computation. $\delta n = 0.02$ is used to obtain the results in **(D)**.

the averaged density is $n_s = 1/S_{\text{total}}$. With the averaged density, we define a dimensionless density as $n_0 = n/n_s$. The dimensionless probability distribution function is then $P_0(n_0, t_0) = n_s P(n, t)$ with $t_0 = t/T_s$.

Figure 1C shows the time evolution of $s_a(t) = S(n_s, t)/S_{\text{total}}$, the probability of having density above the average. For the square billiard ($a = 0$), $s_a(t)$ exhibits large-amplitude oscillations, reflecting the ever-changing regular patterns in the density. Very differently and also strikingly, s_a quickly reaches a plateau, fluctuating slightly around a fixed value, which is around e^{-1} with $e \approx 2.718$ being the Euler's number. This signals that the wave packet finally evolves into an “equilibrium” state, where the overall feature of the wave function no longer changes. The distribution function $P_0(n_0, t_0)$ also has similar behavior: for the square billiard, P_0 always changes with time; in contrast, for the ripple billiard, P_0 settles into an “equilibrium” function. As shown in Fig. 1D, we find by numerical fitting that the “equilibrium” function is exponential,

$$P_0^{\text{eq}}(n_0) = e^{-n_0}. \quad (3)$$

This simple exponential law is also found numerically for the widely studied stadium billiard [6, 8]. The evolution of a wave packet in Fig.1 can also be regarded as an evolution of a BEC without interaction. In fact, all the parameters chosen for Fig. 1 come from relevant BEC experiments [10]. We find that for sufficiently large interaction, the density distribution of a BEC in the square billiard can also reach the above exponential distribution after long-time evolution. These numerical calculations indicate that the exponential law in Eq.(3) is likely universal and may apply in any quantum chaotic systems and in many different settings. To support this, we provide two more sets of numerical results.

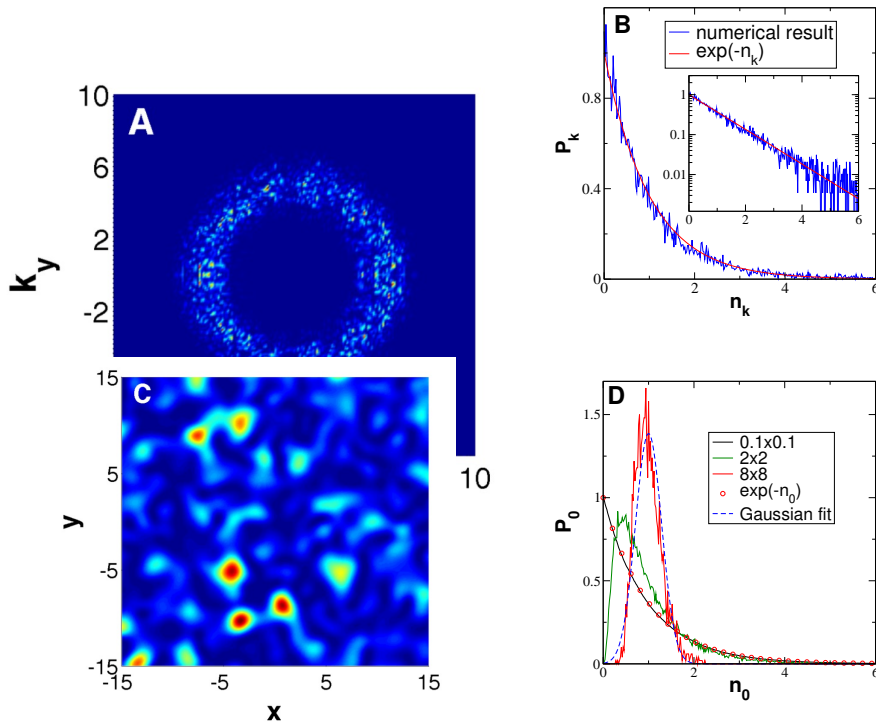


FIG. 2: Two more examples of exponential distributions. **(A)** Density distribution in the momentum space for the quantum state shown in Fig.1A4. **(B)** Probability distribution for the momentum distribution in **(A)**. In obtaining **(B)**, the momentum space is divided into concentric rings with equal spacing $\delta k = \pi/30$ and each ring is then divided into equal pieces so that each piece has the area of $\sim \delta k \times \delta k$. The density at each unit piece is renormalized with the averaged density of the ring where the unit piece belongs. The large fluctuations in **(B)** are caused by the small number of sample points. **(C)** The density of the randomly superposed plane waves. It is computed according to Eq.(4) with 10,000 plane waves for an area of 400×400 . **(D)** Density probability distributions for the random quantum state in **(C)**. The distribution functions are obtained by dividing this whole area equally into different square cells, 0.1×0.1 (black line), 2×2 (green line), and 8×8 (red line).

In Fig.2A, we have plotted the momentum distribution of the wave function shown in Fig.1A4. The momentum distribution has a ring-shaped structure with a spotty look. To understand this structure, let us consider the time evolution of a “cloud” of non-interacting identical classical particles, whose initial velocity distributions are identical to the wave packet in Fig.1A0, that is, $G(\vec{v}, t=0) \sim e^{-|\vec{v}-\vec{v}_0|^2/2\sigma_v^2}$. For a chaotic billiard with hard-wall boundary (e.g., the ripple billiard), after long-time evolution, the velocity distribution will become $G(\vec{v}, t \gg T_s) \sim e^{-(|\vec{v}|^2 - v_0^2)/2\sigma_v^2}$, which is exactly a ring-shaped distribution with a maximum at $v = v_0$. However, $G(\vec{v}, t \gg T_s)$ is very smooth, implying that the spotty look in Fig.2A has a quantum origin. As we have done for the density in the real space, we use similar statistics to quantify the spotty or random image in Fig.2A. We first divide the whole momentum space into a series of rings with equal small spacing and then cut each ring into small pieces of the same area. In this way, we obtain a set of momentum densities. This set of densities does not follow the exponential law. However, after renormalizing the densities of each ring with the averaged density for the same ring, we again find an exponential distribution as shown in Fig.2B.

In another aspect, following the spirit in Ref.[8], we construct a semiclassical wave function with the classical momentum distribution G

$$\Psi(x, y, t \gg T_s) \propto \int dv_x dv_y G(\vec{v}, t \gg T_s) e^{-i(v_x x/2 + v_y y/2 + \varphi_r(v_x, v_y, t))}, \quad (4)$$

where $\varphi_r(v_x, v_y, t)$'s are assumed to be random phases caused by the classical chaos. Since G does not fully describe the quantum momentum distribution, the so-constructed wave function Ψ should be different from the wave function shown in Fig. 1A4. This is indeed the case: the density computed with the above wave function (Fig.2C) looks different in structure from Fig. 1A4 although both of them look random. However, despite this difference, the

random wave function Ψ in Eq.4 also obeys the exponential law (black solid line in Fig.2D). Due to the large sampling size, the numerical result fits the exponential function $\exp(-n_0)$ almost perfectly.

All the above numerical results point to the universality of the exponential distribution. This will become apparent as we give a rigorous proof in the following. We divide the region of the dynamical evolution into N equal parts. Then the quantum state $|\Psi(t)\rangle$ can be approximated as

$$|\Psi(t)\rangle \approx \sum_{j=1}^N \alpha_j(t) |x_j, y_j\rangle. \quad (5)$$

Here $\alpha_j(t) = \int_{\Xi_j} \Psi(x, y, t) dx dy / \sqrt{S_{\text{total}}/N}$ with Ξ_j denoting the j th part. Obviously, α_j 's are complex numbers, satisfying the normalization condition

$$\sum_{j=1}^N |\alpha_j|^2 = 1. \quad (6)$$

We assume that for a fully chaotic classical system, its corresponding quantum dynamics will always drive the system to states, where the α_j 's are a set of random complex numbers that satisfy the above normalization condition. With these considerations, the probability of $|\alpha_j|^2$ being between γ_j and $\gamma_j + d\gamma_j$ is

$$P(\gamma_j) d\gamma_j = \frac{\int d^2\alpha_1 \cdots d^2\alpha_N \delta(\gamma_j - |\alpha_j|^2) \delta(1 - \sum_{i=1}^N |\alpha_i|^2)}{\int d^2\alpha_1 \cdots d^2\alpha_N \delta(1 - \sum_{i=1}^N |\alpha_i|^2)} d\gamma_j. \quad (7)$$

It is easy to find that $\int_0^1 P(\gamma_j) d\gamma_j = 1$. After straightforward calculations[12], we have

$$P(\gamma_j) = (N-1)(1-\gamma_j)^{N-2}. \quad (8)$$

In the limit of $N \rightarrow \infty$, we have $\alpha_j(t) \approx \Psi(x_j, y_j, t) / \sqrt{n_s N}$ and the density probability distribution for the j th part becomes $P(n_j) = e^{-n_j}$, where $n_j = |\Psi(x_j, y_j)|^2 / n_s$. Because different part satisfies the same exponential probability distribution, the dimensionless density probability distribution $P_0(n_0)$ defined for the whole region satisfies the exponential probability distribution e^{-n_0} .

The above rigorous proof indicates that this exponential law is universal and should appear in any quantum chaotic systems and many different settings, for example, in the momentum space. The proof can be used straightforwardly or with small variation to understand three sets of numerical results presented before the proof. With the universality, it is not surprising to notice that this exponential law is known to exist in the speckle pattern of light [13]. However, it seems that this exponential law has been limited to this special system until now, and has never been fully discussed in a wide context or explored for broad applications.

The established exponential law is in fact a quantum phenomenon. We can imagine to throw many, many classical particles into the billiard with equal probability to every part of the whole region. By the central limit theorem, the resulted density probability distribution is a Gaussian with its peak located at the averaged density, drastically different from the exponential distribution for a quantum gas. To confirm this, we have simulated the evolution of a cloud of non-interacting classical particles with the same spatial and velocity distributions as the wave packet studied in Fig.1. The results are shown in Fig.3, where we see the classical cloud expands and reflects very much like its quantum counterpart, the wave packet in Fig.1. However, the density probability distribution function for the classical cloud after long time evolution is Gaussian (see Fig.3B) as we just expected. As a result, we can say that the exponential distribution is a quantum effect and it can be used in experiment to tell whether a gas is quantum or classical.

Eigenstates of a quantum chaotic system have been widely studied. Many of these eigenstates tend to scar over classical periodic orbits[6]. This means that eigenstates have some regular pattern and it should not have the exponential distribution. We have checked this numerically and one example is shown in Fig.4. In fact, the density probability distribution of an eigenstate was studied in literature in terms of amplitude probability distribution and no similar universal behavior was found[14].

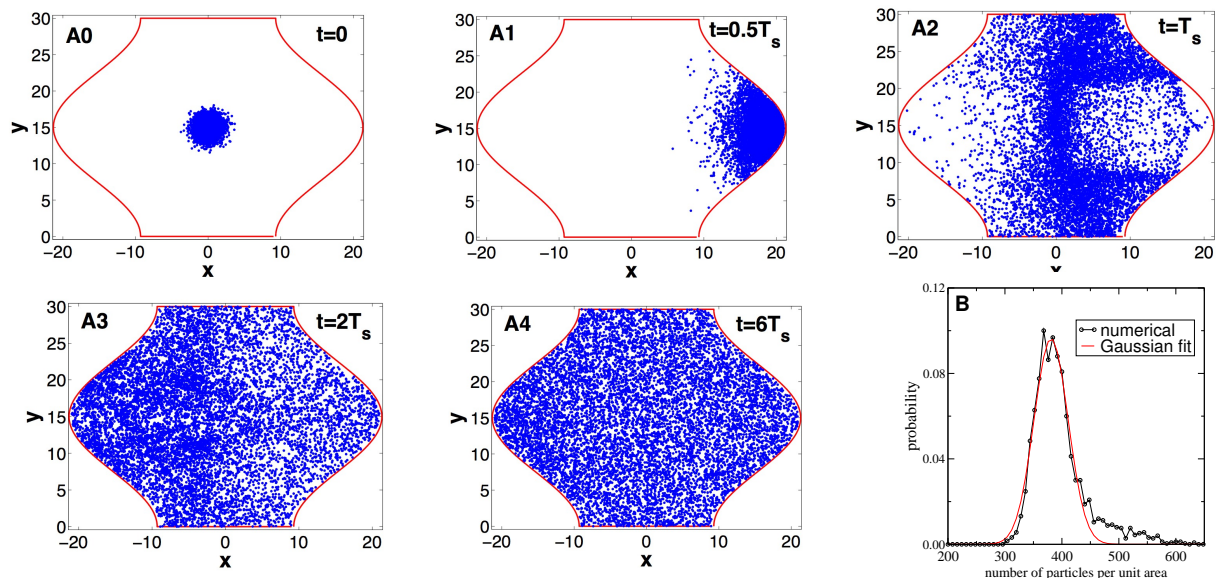


FIG. 3: Evolution of a cloud of classical particles. (A0-A4) are plotted with 20000 particles while the statistics shown in (B) is done with 1 million particles. The cloud initially has the exact same spatial and velocity distribution as the initial wave packet in Fig.1. The unit cell used for obtaining the statistics in (B) is 0.6×0.6 .

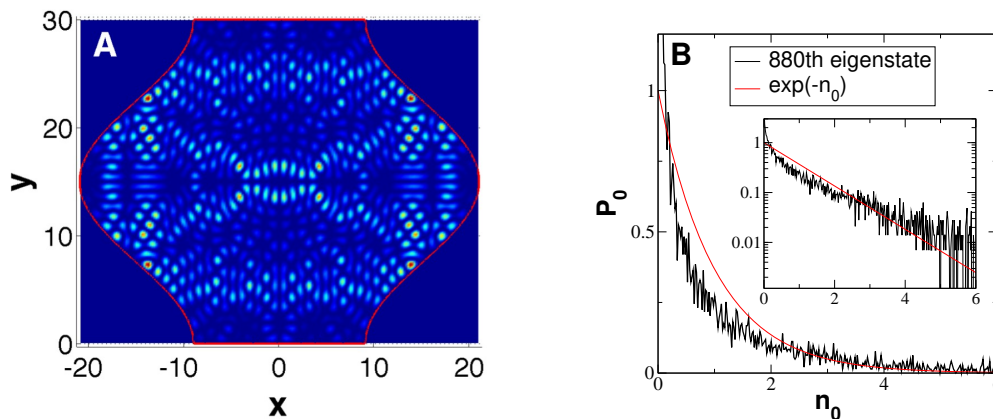


FIG. 4: The 880th eigenstate of the ripple billiard and its density probability distribution. The parameters for the ripple billiard are the same as in Fig.1. The inset in (B) is the semilog plot of the same data.

The central question in the study of quantum chaos is how the classicality observed in our daily life emerges from the underlying quantum world [15, 16]. Therefore, it is very interesting to see how the classical Gaussian distribution emerges from the quantum exponential distribution. We find that the quantum-classical correspondence in this regard is built by coarse graining. We have computed the density of the random wave in Eq.(4) for an area of 400×400 . To obtain the density probability distribution P_0 , we then divide the whole area equally into small square cells and sample the averaged densities in these small cells. We find that the distribution function changes its shape with the sizes of the cells: as the cell size increases, the distribution changes from exponential to Gaussian as shown in Fig.2D. The same transition is observed for the density in Fig.1A4 with coarse graining although the fluctuations are large due to the small sampling size. Besides its fundamental significance, this coarse graining result has also implications in practice: with a camera of low resolution, one is likely to observe a Gaussian distribution even for a quantum gas.

We have been calling the quantum state reached after long-time evolution “equilibrium” state. This is because we can not resist the temptation to compare it with the equilibrium state in thermodynamics. In thermodynamics, a system will always evolve into an equilibrium state after fully relaxed. After the equilibrium is reached, the state

still changes microscopically; however, the corresponding macroscopic observables do not change, in particular, the statistical distribution function no longer changes. This is the same here for the long-time quantum state: after a certain long time ($\sim 6T_s$ in our case), the quantum state still changes locally while its overall structure remains the same and the density probability distribution function sticks to the exponential law. It is worthwhile to compare the hyper-sphere in the Hilbert space defined by the normalization condition (6) to the hyper-sphere in the phase space defined by a constant energy. As we know, for almost all the microscopic states in the phase space sphere, they share the same macroscopic characteristics, such as the same pressure and the same thermal expansion coefficient. Similarly, with the understanding that we have gained so far, almost all the states in the Hilbert space should have the exponential distribution. It is true that there are many states such as the eigenstate shown in Fig.4, which do not have the exponential distribution. However, we expect the measure of these states is zero. In light of this discussion, it is likely that this exponential distribution is related to the thermalization of isolated quantum systems [17].

Quantum chaotic system has been defined as the quantum system whose corresponding classical system is chaotic. With the exponential distribution law, we may be now ready to define quantum chaotic system without referring to classical system. One might choose to define a quantum chaotic system as a quantum system which has the ability to drive an initially regular wave packet to a coherent superposition of completely random wave functions, which has the observable exponential density probability distribution. We finally note that for the exponential distribution, the density fluctuation is $\delta n^2 = n^2$, which is much larger than the Gaussian distribution. In other words, the quantum fluctuation in density is much larger than the classical fluctuation. This large quantum fluctuation in density may help to explain the formation of stars if a wave function for the whole universe is assumed[18, 19].

ACKNOWLEDGMENTS

This work was supported by National Science Foundation of China under Grant Nos. 10875165, 10825417, 10634060, and NBRPC 2006CB921406.

* Electronic address: wubiao.phys@gmail.com

- [1] M. C. Gutzwiller, *Chaos in Classical and Quantum Mechanics* (Springer-Verlag, New York, 1990).
- [2] H.-J. Stöckmann, *Quantum Chaos: An Introduction* (Cambridge University Press, Cambridge, 1999).
- [3] R. V. Jensen, *Nature* **355**, 311 (1992).
- [4] S. Chaudhury, A. Smith, B. E. Anderson, S. Ghose, and P. S. Jessen, *Nature* **461**, 768 (2009).
- [5] D. A. Steck, W. H. Oskay, and M. G. Raizen, *Science* **293**, 274 (2001).
- [6] E. J. Heller, *Phys. Rev. Lett.* **53**, 1515 (1984).
- [7] P. Wilkinson, T. M. Fromhold, L. Eaves, F. W. Sheard, N. Miura, and T. Takamasu, *Nature* **380**, 608 (1996).
- [8] S. Tomsovic and E. J. Heller, *Phys. Rev. E* **47**, 282 (1993).
- [9] W. Li, L. E. Reichl, and B. Wu, *Phys. Rev. E* **65**, 056220 (2002).
- [10] F. Dalfovo, S. Giorgini, L. P. Pitaevskii, and S. Stringari, *Rev. Mod. Phys.* **71**, 463 (1999).
- [11] N. Gemelke, X. Zhang, C.-L. Hung, and C. Chin, *Nature* **460**, 995 (2009).
- [12] N. Ullah, *Nuclear Physics* **58**, 65 (1964).
- [13] P. Sheng, *Introduction to Wave Scattering, Localization, and Mesoscopic Phenomena* (Academic Press, 1995).
- [14] A. Bäcker, *European Physical Journal Special Topics* **145**, 161 (2007).
- [15] M. C. Gutzwiller, *Scientific American* **266** (1), 78 (1992).
- [16] W. H. Zurek, *Nature* **412**, 712 (2001).
- [17] M. Rigol, V. Dunjko, and M. Olshanii, *Nature* **452**, 854 (2008).
- [18] E. T. Young, *Scientific American* **302**(2), 34 (2010).
- [19] M. D. Smith, *The Origin of Stars* (Imperial College Press, London, 2004).