

ALFVÉN WAVE TURBULENCE AND PERPENDICULAR ION TEMPERATURES IN CORONAL HOLES

BENJAMIN D. G. CHANDRAN

Space Science Center and Department of Physics, University of New Hampshire, Durham, NH 03824; benjamin.chandran@unh.edu

Draft version January 10, 2022

ABSTRACT

Low-frequency Alfvén-wave turbulence causes ion trajectories to become chaotic, or “stochastic,” when the turbulence amplitude is sufficiently large. Stochastic orbits enable ions to absorb energy from the turbulence, increasing the perpendicular ion temperature $T_{\perp i}$ even when the fluctuation frequencies are too small for a cyclotron resonance to occur. In this paper, an analytic expression for the stochastic heating rate is used in conjunction with an observationally constrained turbulence model to obtain an analytic formula for $T_{\perp i}$ as a function of heliocentric distance r , ion mass, and ion charge in coronal holes at $2R_{\odot} \lesssim r < 15R_{\odot}$. The resulting temperature profiles provide a good fit to observations of protons and O^{+5} ions at $2R_{\odot} \lesssim r \lesssim 3R_{\odot}$ from the *Ultraviolet Coronagraph Spectrometer* (UVCS). Stochastic heating also offers a natural explanation for several detailed features of the UVCS observations, including the preferential and anisotropic heating of minor ions, the rapid radial increase in the O^{+5} temperature between $1.6R_{\odot}$ and $1.9R_{\odot}$, and the abrupt flattening of the O^{+5} temperature profile as r increases above $1.9R_{\odot}$.

Subject headings: solar wind — Sun: corona — turbulence — waves — MHD

1. INTRODUCTION

Measurements of ion and electron temperatures show that the solar wind undergoes substantial heating throughout its transit from the solar surface to the heliospheric termination shock. A number of considerations suggest that much of this heating results from Alfvén-wave turbulence, as suggested over forty years ago by Coleman (1968). For example, Alfvén-wave-like fluctuations in the velocity, magnetic field, and electric field are often present in the interplanetary medium, with power spectra that vary approximately as power laws over a broad range of length scales (Belcher & Davis 1971; Goldstein et al. 1995; Tu & Marsch 1995; Bruno & Carbone 2005; Bale et al. 2005). Alfvén waves have also been measured remotely in the chromosphere (De Pontieu et al. 2007) and corona (Tomczyk et al. 2007), and radio observations at heliocentric distances r as small as $\sim 5R_{\odot}$ reveal a broad spectrum of density fluctuations that are consistent with passive-scalar mixing of entropy modes by Alfvén-wave turbulence (Harmon & Coles 2005; Chandran et al. 2009). At $r \gtrsim 60R_{\odot}$, the amplitudes of velocity and magnetic-field fluctuations are positively correlated with temperature (Grappin et al. 1990), and the turbulent dissipation rate implied by the measured fluctuation amplitudes is comparable to the heating rate inferred from measurements of the proton and electron temperature profiles (Smith et al. 2001; Cranmer et al. 2009; Stawarz et al. 2009).

On the other hand, it has for some time been unclear whether Alfvén-wave turbulence can explain the ion temperatures and temperature anisotropies observed in the fast solar wind and coronal holes (the open-magnetic-field-line regions from which the fast wind emanates). For example, observations from the *Ultraviolet Coronagraph Spectrometer* (UVCS) show that minor ions such as O^{+5} are heated to temperatures greatly exceeding the proton and electron temperatures at $2R_{\odot} \lesssim r \lesssim 3R_{\odot}$, with thermal motions that are much more rapid in directions perpendicular to the magnetic field \mathbf{B} than along the magnetic field — i.e., $T_{\perp} \gg T_{\parallel}$ (Kohl

et al. 1998; Li et al. 1998; Antonucci et al. 2000). Similarly, in-situ measurements from the Helios and Wind satellites show that $T_{\perp p} > T_{\parallel p} > T_e$ in low- β fast-wind streams at $60R_{\odot} \lesssim r \leq 1$ AU, where $T_{\perp p}$ and $T_{\parallel p}$ are the perpendicular and parallel proton temperatures, T_e is the electron temperature, and $\beta = 8\pi p/B^2$ is the ratio of the plasma pressure p to the magnetic pressure (Phillips & Gosling 1990; Marsch et al. 2004).

These observations lead to an apparent difficulty for solar-wind-heating models based on Alfvén-wave turbulence for the following reasons. In Alfvén-wave turbulence, the energy cascade is anisotropic, transporting energy primarily to small scales measured perpendicular to \mathbf{B} rather than small scales along \mathbf{B} (Shebalin et al. 1983; Goldreich & Sridhar 1995; Ng & Bhattacharjee 1996; Galtier et al. 2000; Cho et al. 2002). In wavenumber space, energy cascades primarily to larger k_{\perp} , and only weakly to larger k_{\parallel} , where k_{\perp} and k_{\parallel} are the components of the wave vector \mathbf{k} perpendicular and parallel to \mathbf{B} . At perpendicular scales λ_{\perp} of order the proton gyroradius ρ_p , the Alfvén-wave cascade transitions to a kinetic-Alfvén-wave (KAW) cascade (Bale et al. 2005; Howes et al. 2008b; Schekochihin et al. 2009; Sahraoui et al. 2009), and at $\lambda_{\perp} \lesssim \rho_p$ the fluctuations dissipate. The rms amplitude of the magnetic-field fluctuations at $\lambda_{\perp} \lesssim \rho_p$ is $\ll B$, and thus it seems reasonable to assume that the KAW fluctuations damp at the same rate as linear KAWs at the same \mathbf{k} . For the β values found in coronal holes and the solar wind, linear KAWs undergo significant electron Landau damping (Quataert 1998; Leamon et al. 1999). However, the KAWs produced by the anisotropic cascade do not undergo ion cyclotron damping, because their frequencies ω are much less than the proton cyclotron frequency (Cranmer & van Ballegooijen 2003; Howes et al. 2008a). In addition, when $\beta \ll 1$, the ion thermal speeds are $\ll v_A$, where v_A is the Alfvén speed. Ions are thus unable to satisfy the resonance condition $\omega - k_{\parallel}v_{\parallel} = 0$ for Landau damping or transit-time damping, where v_{\parallel} is the velocity component parallel to \mathbf{B} , because $\omega/k_{\parallel} \geq v_A$ for KAWs (Quataert 1998; Hollweg 1999). As a consequence, linear damping of KAWs by ions is negligible when $\beta \ll 1$,

suggesting that low-frequency Alfvén-wave/KAW turbulence results in negligible ion heating in coronal holes and low- β fast-wind streams.

A number of studies have gone beyond the framework of linear wave theory to explore the possibility of perpendicular ion heating by low-frequency turbulence in the solar wind (e.g., Dmitruk et al. 2004; Markovskii et al. 2006; Bourouaine et al. 2008; Parashar et al. 2009; Lehe et al. 2009; – see also Drake et al. 2009). Several investigations have shown that low-frequency Alfvén waves and KAWs can indeed cause perpendicular ion heating if the wave amplitudes are sufficiently large (Johnson & Cheng 2001; Chen et al. 2001; White et al. 2002; Voitenko & Goossens 2004). This type of heating is some times referred to as “stochastic heating,” since it is predicated upon the stochastic ion orbits that arise in the presence of large-amplitude fluctuations in the electric or magnetic field. This paper addresses the question of whether stochastic ion heating can explain the anisotropic ion temperatures that are observed in coronal holes. The analysis is based on the recent studies by Chandran et al. (2010) and Chandran & Hollweg (2009), which are reviewed in sections 2 and 3. Stochastic heating in coronal holes and the inner solar wind is then discussed section 4.

2. STOCHASTIC ION HEATING

If the amplitudes of Alfvén waves or KAWs with $\lambda_{\perp} \sim \rho_i$ and $\omega < \Omega_i$ are sufficiently large, then ions undergo “stochastic heating,” where λ_{\perp} is the wavelength measured perpendicular to \mathbf{B} , ω is the wave frequency, $\rho_i = v_{\perp i}/\Omega_i$ is the ion gyroradius, $v_{\perp i} = \sqrt{2k_B T_{\perp i}/m_i}$ is the rms value of v_{\perp} (the ion velocity component perpendicular to \mathbf{B} in the local plasma frame), $\Omega_i = q_i B/m_i c$ is the ion cyclotron frequency, and m_i , q_i and $T_{\perp i}$ are the ion mass, charge, and perpendicular temperature (Johnson & Cheng 2001; Chen et al. 2001). Chandran et al. (2010) showed that the amplitude threshold for strong stochastic heating when $\beta \lesssim 1$ can be expressed in terms of the quantity

$$\varepsilon_i = \frac{\delta v_i}{v_{\perp i}}, \quad (1)$$

where δv_i is the rms amplitude of the velocity fluctuation at $\lambda_{\perp} \sim \rho_i$. For Alfvén-wave and KAW fluctuations, $\varepsilon_i \sim q_i \delta \Phi_i / m v_{\perp i}^2$, where $\delta \Phi_i$ is the rms amplitude of the electrostatic-potential fluctuation at $\lambda_{\perp} \sim \rho_i$, and thus ε_i is roughly the fractional change in an ion’s kinetic energy induced by gyroscale fluctuations during the course of a single cyclotron period. If ε_i is sufficiently small, then a thermal ion’s orbit in the plane perpendicular to \mathbf{B} closely approximates a closed circle in some suitably chosen reference frame. In this case, the ion’s magnetic moment $\mu = m_i v_{\perp i}^2 / 2B$ is nearly conserved, and perpendicular ion heating is weak (Kruskal 1962). On the other hand, as ε_i increases towards unity, a thermal ion’s orbit becomes increasingly chaotic, μ conservation breaks down, and perpendicular ion heating becomes increasingly strong. For protons, $v_{\perp i} \sim \beta^{1/2} v_A$, $\delta v_i \sim v_A \delta B_i / B$, and $\varepsilon_i \sim \beta^{-1/2} \delta B_i / B$, where δB_i is the rms amplitude of the magnetic fluctuation at $\lambda_{\perp} \sim \rho_i$. Thus, when $\beta \ll 1$, ε_i is much greater than $\delta B_i / B$.

Using phenomenological arguments, Chandran et al. (2010) derived an expression (their equation (37)) for the time scale t_h on which stochastic heating doubles an ion’s

kinetic energy in the absence of cooling:

$$t_h \simeq \varepsilon_i^{-3} \Omega_i^{-1} \exp\left(\frac{c_2}{\varepsilon_i}\right), \quad (2)$$

where c_2 is a dimensionless constant. An important consequence of equation (2) is that stochastic heating is inherently self-limiting — as $T_{\perp i}$ grows, ε_i decreases, and the stochastic heating rate decreases as a result. Chandran et al. (2010) evaluated c_2 by simulating test-particle protons interacting with a spectrum of randomly phased Alfvén waves and KAWs in a low- β plasma and found that $c_2 = 0.34$. However, they argued that c_2 is smaller for Alfvén-wave/KAW turbulence than for randomly phased waves, because turbulence produces coherent structures that increase orbit stochasticity (Dmitruk et al. 2004). In the present paper, c_2 is taken to be the same for all ion species, and the value

$$c_2 = 0.15 \quad (3)$$

is chosen in order to match UVCS observations of O⁺⁵ temperatures, as discussed further in section 4 below. Chandran et al. (2010) also showed that in low- β plasmas stochastic heating by low-frequency Alfvén-wave/KAW turbulence primarily increases an ion species’ perpendicular temperature $T_{\perp i}$, rather than its parallel temperature $T_{\parallel i}$.

3. ALFVÉN-WAVE TURBULENCE IN CORONAL HOLES

Convective motions at the surface of the Sun randomly stir the footpoints of open magnetic field lines, launching low-frequency Alfvén waves that propagate into coronal holes and then on into the solar wind. Radial variations in the Alfvén speed $v_A(r)$ couple the outward-propagating Alfvén waves to inward-propagating Alfvén waves (Heinemann & Olbert 1980; Velli 1993; Hollweg & Isenberg 2007; Cranmer 2010), and nonlinear interactions among counter-propagating waves then cause the wave energy to cascade to small scales and dissipate, heating the ambient plasma (Velli et al. 1989; Matthaeus et al. 1999; Cranmer et al. 2007; Verdini et al. 2010). The value of the correlation length or “outer scale” at the coronal base, denoted $L_{\perp b}$, is in the present study taken to be 5×10^3 km, comparable to the spacing of photospheric flux tubes (Spruit 1981). At larger r , the value of L_{\perp} is taken to increase in proportion to the radius of a flux tube, so that

$$L_{\perp}(r) = L_{\perp b} \left[\frac{B_0(r_b)}{B_0(r)} \right]^{1/2}, \quad (4)$$

where B_0 is the background magnetic field strength and $r_b \simeq 1R_{\odot}$ corresponds to the coronal base (i.e., $x = 1$ in equation (9) below).

Chandran & Hollweg (2009) developed an analytical model of Alfvén-wave reflection and turbulent heating based upon a phenomenological treatment of the energy cascade. Using this model, they calculated the radial profiles of the turbulent dissipation rate per unit mass Γ and rms wave amplitude at the outer scale, denoted δv_0 , extending the previous model of Dmitruk et al. (2002) to account for the solar-wind velocity. For the case that most of the Alfvén-wave energy is at periods of ~ 1 hour or longer, Chandran & Hollweg (2009) found that

$$\delta v_0 = \left(\frac{2\eta^{1/4}}{1 + \eta^{1/2}} \right) \left(\frac{v_A}{v_{Aa}} \right)^{1/2} \delta v_a \quad (5)$$

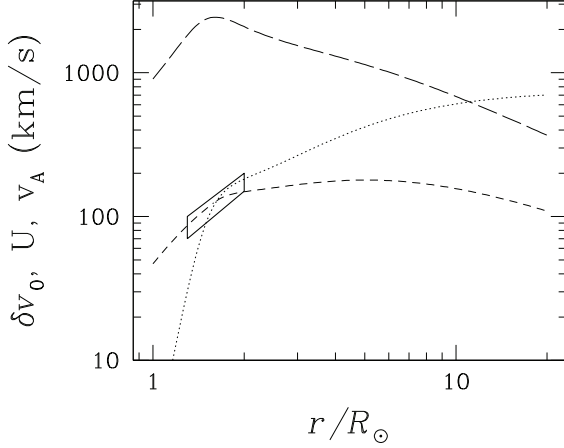


FIG. 1.— The short-dashed line is the rms amplitude of the fluctuating velocity from equation (5) with $\delta v_a = 155$ km/s, where n , B_0 , and U are taken from equations (8) through (10). The solid-line box represents the range of non-thermal line widths obtained by Esser et al. (1999). The dotted line is the solar-wind velocity from equation (10), and the long-dashed line is the Alfvén speed from equations (8) and (9).

and

$$\Gamma = (1 + \eta^{-1/2}) \delta v_0^2 \left| \frac{dv_A}{dr} \right| \quad (6)$$

for $r_m < r \lesssim 20R_\odot$, where r_m is the radius at which the Alfvén speed $v_A = B_0 / \sqrt{4\pi n m_p}$ obtains its maximum value, n is the proton number density, m_p is the proton mass, δv_a is the value of δv_0 at $r = r_a$, r_a is the radius of the Alfvén critical point at which the solar-wind outflow speed U equals v_A , v_{Aa} is the Alfvén speed at $r = r_a$, and

$$\eta(r) = \frac{n(r)}{n(r_a)}. \quad (7)$$

The above results can be applied to coronal holes and the fast solar wind with the use of the following model profiles for n , B_0 , and U :

$$n = \left(\frac{3.23 \times 10^8}{x^{15.6}} + \frac{2.51 \times 10^6}{x^{3.76}} + \frac{1.85 \times 10^5}{x^2} \right) \text{ cm}^{-3}, \quad (8)$$

$$B_0 = \left[\frac{6}{x^6} + \frac{1.5}{x^2} \right] \text{ Gauss}, \quad (9)$$

and

$$U = 9.25 \times 10^{12} \frac{\tilde{B}}{\tilde{n}} \text{ cm s}^{-1}, \quad (10)$$

where $x = r/R_\odot$, \tilde{B} is B_0 in Gauss, and \tilde{n} is n in units of cm^{-3} . The density in equation (8) is the value from equation (4) of Feldman et al. (1997) plus an additional r^{-2} component chosen to give $n = 4 \text{ cm}^{-3}$ at 1 AU. Equations (8) through (10) give $r_a = 11.1R_\odot$, $r_m = 1.60R_\odot$, and $U(1 \text{ AU}) = 750 \text{ km s}^{-1}$, and lead to the U and v_A profiles shown in figure 1. The value of δv_0 from equation (5) is also plotted in figure 1, where the value $\delta v_a = 155 \text{ km/s}$ has been chosen so that δv_0 remains bounded by the range of non-thermal line widths obtained by Esser et al. (1999) multiplied by $\sqrt{2}$ to convert from an rms line-of-sight velocity to an rms velocity in the plane perpendicular to \mathbf{B} .

In Alfvén-wave turbulence, fluctuation energy cascades from $\lambda_\perp \sim L_\perp$ to smaller λ_\perp and then dissipates at $\lambda_\perp \lesssim \rho_p$ due to some combination of ion and electron damping. It is assumed that dissipation is negligible at $\lambda_\perp > 2\rho_p$, and that

$$\delta v_{\lambda_\perp} = \delta v_0 \left(\frac{\lambda_\perp}{L_\perp} \right)^a \quad (11)$$

at $2\rho_p < \lambda_\perp < L_\perp$, where δv_{λ_\perp} is the rms amplitude of the fluctuating velocity at perpendicular scale λ_\perp . The constant a is related to the velocity power spectrum $P_v(k_\perp)$. If $P_v \propto k_\perp^{-\sigma}$ for $L_\perp^{-1} \lesssim k_\perp \lesssim (2\rho_p)^{-1}$, then $a = (\sigma - 1)/2$. Observations of solar-wind velocity fluctuations at 1 AU find that $\sigma = 3/2$ (Podesta et al. 2007). Numerical simulations of magnetohydrodynamic (MHD) turbulence generally find that $\sigma = 5/3$ when $\delta v_0 \sim v_A$ (Cho & Vishniac 2000; Müller & Biskamp 2000; Haugen et al. 2004) and $\sigma = 3/2$ when $\delta v_0 \lesssim 0.2v_A$ (Maron & Goldreich 2001; Müller & Grappin 2005; Boldyrev 2006; Mason et al. 2008; Perez & Boldyrev 2008, 2009). From figure 1, $\delta v_0/v_A < 0.3$ at $r < 15R_\odot$, indicating that this near-Sun region is better described by simulations with $\delta v_0 \lesssim 0.2v_A$ than simulations with $\delta v_0 \sim v_A$. Based on the above studies, it is assumed that $\sigma = 3/2$ and

$$a = 0.25 \quad (12)$$

at $r \leq 15R_\odot$, the region on which this study focuses.

UVCS observations show that O^{+5} has a larger thermal speed than protons at $r \sim 2R_\odot$, and hence a gyroradius that is several times larger than ρ_p . Based in part on this observation, it is assumed that $\rho_i > 2\rho_p$ for minor ions and alpha particles at $r \gtrsim 2R_\odot$. Equation (11) then gives

$$\delta v_i = \alpha_i \delta v_0 \left(\frac{\rho_i}{L_\perp} \right)^a, \quad (13)$$

with

$$\alpha_i = 1 \quad (\text{for He}^{++} \text{ and minor ions}). \quad (14)$$

In the case of protons, electron Landau damping and stochastic proton heating drain energy from the cascade at $\lambda_\perp \sim \rho_p$, reducing δv_{λ_\perp} at $\lambda_\perp \sim \rho_p$ relative to the scaling in equation (11). To account for this, it is assumed that

$$\alpha_i = 0.71 \quad (\text{for protons}), \quad (15)$$

where the particular value in equation (15) is chosen so that the results in section 4 match observations of $T_{\perp p}$ in coronal holes, as described further in the discussion of figure 3. Equations (1) and (13) imply that

$$\epsilon_i = \alpha_i \left(\frac{\delta v_0}{v_{\perp i}} \right)^{1-a} \left(\frac{\delta v_0}{L_\perp \Omega_i} \right)^a. \quad (16)$$

Equation (16) shows that as $T_{\perp i}$ decreases, ϵ_i increases, which in turn increases the stochastic heating rate. One way of understanding this is that Alfvén-wave/KAW fluctuations with $\lambda_\perp \sim \rho_i$ cause the electrostatic potential Φ to vary in a complicated way in the plane perpendicular to \mathbf{B}_0 , with an rms variation of $\delta\Phi_i \sim \rho_i \delta E_i$ over a distance ρ_i , where $\delta E_i \sim \delta v_i B_0 / c$ is the rms amplitude of the electric-field fluctuation at $\lambda_\perp = \rho_i$. (The larger but smoother spatial variations in Φ associated with Alfvén-wave fluctuations at $\lambda_\perp \gg \rho_i$ are ignored here, as they lead to drift motion rather than stochastic orbits.) Equation (13) then gives $\delta\Phi_i \propto v_{\perp i}^{1+a}$, and $\delta\Phi_i / v_{\perp i}^2 \propto v_{\perp i}^{a-1}$. For $a < 1$, decreasing $v_{\perp i}$ causes $q_i \delta\Phi_i$ to become an increasingly

large fraction of the ions' perpendicular kinetic energy, and the ions' motion in the plane perpendicular to \mathbf{B}_0 becomes increasingly chaotic as a result.

A possible objection to setting $\rho_i > 2\rho_p$ at $r \gtrsim 2R_\odot$ for He^{++} and minor ions is that preferential heating of heavy ions is assumed from the outset, leaving open the question of how such ions first reach temperatures exceeding $T_{\perp p}$. This initial evolution can be understood by considering He^{++} , O^{+5} , and Fe^{+11} ions with temperatures $\sim T_{\perp p}$ at small r . Given their charge-to-mass ratios, these ions have gyroradii that are comparable to ρ_p when $T_{\perp i} \sim T_{\perp p}$, and hence values of δv_i that are comparable to the proton value. As a result, the slower, heavier ions have larger ϵ_i and much larger stochastic heating rates than protons when $T_{\perp i} \sim T_{\perp p}$. These larger heating rates then lead to $T_{\perp i} \gg T_{\perp p}$ at larger r .

In the *Cluster* measurements at 1 AU analyzed by Bale et al. (2005), the electric-field power spectrum is slightly larger at $k_{\perp}\rho_p = 1$ than one would expect from an extrapolation of the power-law scaling that is present at smaller k_{\perp} . The electric-field spectrum is a good proxy for the spectrum of (electron) velocity fluctuations associated with AW/KAW turbulence (Schekochihin et al. 2009), and thus $\alpha_i > 1$ for protons in this data set. Nevertheless, the value $\alpha_i = 0.71$ is reasonable for protons in coronal holes for two reasons. First, AW/KAW turbulence is more “imbalanced” in coronal holes than at 1 AU, with a greater excess of outward-propagating waves over inward propagating waves (Cranmer & van Ballegoijen 2005; Verdini & Velli 2007). Such imbalance weakens the cascade rate, causing the power spectrum to decrease more rapidly with increasing k_{\perp} near $k_{\perp}\rho_p = 1$ in response to a fixed KAW damping rate. Second, the linear damping rate of KAWs at $k_{\perp}\rho_p = 1$ is significantly larger in the $\beta \ll 1$ conditions of coronal holes than in the typical $\beta \sim 0.5 - 1$ conditions found at 1 AU (see, e.g., figure 2 of Howes et al. (2008a)).

4. ION TEMPERATURE PROFILES

As described in the introduction, linear damping of KAWs by ions is extremely weak when $\beta \ll 1$ (Quataert 1998). Based in part on this finding, it is assumed in this section that stochastic heating is the primary ion heating mechanism in coronal holes. The $T_{\perp i}$ profiles that result from this assumption are then calculated, and it is shown that for plausible parameter values the resulting profiles provide a good fit to the observations.

At $r \gtrsim 2R_\odot$, collisional energy exchange between particle species can be neglected to a reasonable approximation, because the energy exchange time scale exceeds the expansion time scale (Esser et al. 1999),

$$t_{\text{exp}} = \frac{r}{U_i}. \quad (17)$$

The time scale t_{cond} on which ion temperatures are modified by ion thermal conduction is $\gtrsim r/v_{\parallel i}$, where this lower limit corresponds to ions streaming freely at their parallel thermal velocity $v_{\parallel i} = \sqrt{k_B T_{\parallel i}/m_i}$. At $r \gtrsim 2R_\odot$, ion flows are supersonic (Kohl, J., et al. 1998), and thus $t_{\text{cond}} > t_{\text{exp}}$ even in the free-streaming limit. Ion thermal conduction can thus be neglected at $r \gtrsim 2R_\odot$ to a first approximation.

Because collisions and conduction are weak, minor ions at

$r \gtrsim 2R_\odot$ evolve towards a state in which

$$t_h \sim t_{\text{exp}} \quad (18)$$

for the following reasons. Minor ions draw very little power from the turbulence, and the power spectrum of the turbulence is essentially independent of the minor-ion heating rate Q_i . Equations (1) and (2) thus imply that Q_i is a highly sensitive function of the minor-ion temperature, with strong heating at small $T_{\perp i}$ and exponentially weak heating at sufficiently large $T_{\perp i}$. If $t_h \gg t_{\text{exp}}$ at some radius r_1 , then adiabatic cooling would cause $T_{\perp i}$ to decrease in proportion to B_0 , and $d \ln T_{\perp i} / d \ln r$ would be ≤ -2 near r_1 . The radial decrease in $T_{\perp i}$ near r_1 would lead to a sharp decrease in t_h , and at larger r the minor ions would leave the adiabatic regime. Conversely, if $t_h \ll t_{\text{exp}}$ at some radius r_2 , then $d \ln T_{\perp i} / d \ln r \gg 1$ near r_2 . The radial increase in $T_{\perp i}$ would cause t_h to increase rapidly with increasing r , and at larger r the ions would again approach a state in which $t_h \sim t_{\text{exp}}$.

The observed $T_{\perp i}$ profile of O^{+5} ions in coronal holes (see figure 3 below) appears to provide an example of the second case just described, in which ions swiftly evolve from a state in which $t_h \ll t_{\text{exp}}$ to a state in which $t_h \sim t_{\text{exp}}$. The O^{+5} temperature is $< 10^7$ K at $r \leq 1.6R_\odot$, presumably due to collisions with protons. As O^{+5} ions flow outward past $r = 1.6R_\odot$, their temperature increases rapidly to $\sim 10^8$ K at $r = 1.9R_\odot$, where collisional energy exchange with protons is weak. At $r = 1.9R_\odot$, the O^{+5} temperature profile abruptly flattens, with $T_{\perp i}$ remaining fairly constant out to $2.7R_\odot$, indicating that $t_h \sim t_{\text{exp}}$ at $r \gtrsim 2R_\odot$. These rapid radial variations in $T_{\perp i}$ and $dT_{\perp i}/dr$ present a challenge for theoretical models, but can be naturally explained in terms of stochastic heating — stochastic heating of an initially cool minor-ion population quickly increases $T_{\perp i}$, but then saturates at large $T_{\perp i}$ because of the reduction in orbit stochasticity.¹

The strong dependence of t_h on ϵ_i implies that $t_h \sim t_{\text{exp}}$ only within a narrow interval of ϵ_i values. The midpoint of this interval can be found by equating t_h and t_{exp} , which yields

$$\epsilon_i^{-3} \exp\left(\frac{c_2}{\epsilon_i}\right) = \frac{\Omega_i r}{U_i}. \quad (19)$$

The right-hand side of this equation is $\gg 1$ in coronal holes, leading to values of ϵ_i that are $\ll 1$. For example, $\Omega_i r / U_i = 6.13 \times 10^6$ for O^{+5} ions at $r = 2R_\odot$ given the assumptions listed in the caption of figure 2. Equation (19) then gives $\epsilon_i = 2.96 \times 10^{-2}$, assuming $c_2 = 0.15$. For such small values of ϵ_i , the value of ϵ_i becomes relatively insensitive to changes in the right-hand side of equation (19). For example, if $\Omega_i r / U_i$ is increased from 6.13×10^6 by 50%, the resulting decrease in ϵ_i is only 5%.

For protons, the comparatively flat $T_{\perp i}$ profiles seen in UVCS observations (Kohl et al. 1998) rule out the possibility that $t_h \ll t_{\text{exp}}$ or $t_h \gg t_{\text{exp}}$, assuming stochastic heating is the dominant heating mechanism. Thus, $t_h \sim t_{\text{exp}}$ and protons approximately satisfy equation (19). However, protons can attain the required value of ϵ_i not only by getting hotter or cooler, but also by absorbing energy from the turbulence and reducing the value of $\delta v_{\perp \lambda_\perp}$ at $\lambda_\perp \sim \rho_p$. No attempt is

¹ It should be noted that the observed O^{+5} temperature profile has also been approximately reproduced by models invoking resonant cyclotron heating by high-frequency Alfvén/ion-cyclotron waves — see, e.g., Cranmer et al. (1999) and Isenberg & Vasquez (2009).

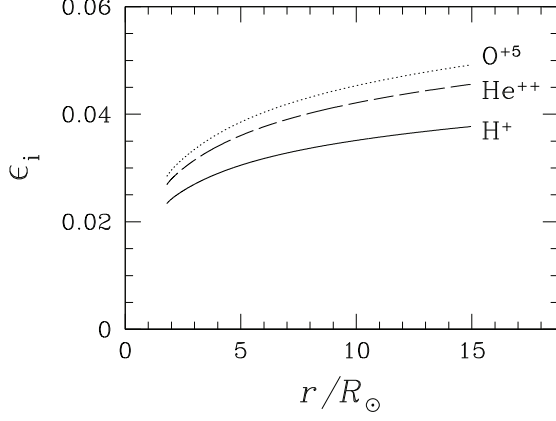


FIG. 2.— The values of ε_i from equation (19) for protons, alpha particles, and O^{+5} ions, where $c_2 = 0.15$ and $\Omega_i(r)$ is calculated using equation (9). For protons, U_i in equation (19) is set equal to the value of U in equation (10). For He^{++} and O^{+5} , U_i is set equal to $1.75U$.

made in this paper to treat the coupled evolution of protons and gyro-scale KAW fluctuations self-consistently. Instead, proton damping (and electron Landau damping) of fluctuations at $\lambda_\perp \sim \rho_p$ is modeled simplistically by setting $\alpha_i = 0.71$ for protons in equation (15). This particular value is chosen to match the UVCS observations shown in figure 3, as described further below. Although helium comprises only $\sim 5\%$ of the ions in the fast solar wind (Bame et al. 1977), alpha particles are hotter than protons in the fast wind, and may also drain a significant amount of power from the cascade (Marsch et al. 1982; Kasper et al. 2007).² The back reaction of helium heating upon the turbulence, however, is neglected in this paper.

To determine ε_i from equation (19), B_0 is taken from equation (9) and U_i for protons is set equal to U in equation (10). For other ion species, U_i is taken to be 1.75 times the proton speed, which is consistent with UVCS observations of protons and O^{+5} ions at $r = 3R_\odot$ (Kohl et al. 1998), but is only a rough approximation for other ion species and at other radii. The resulting values of ε_i for protons, alpha particles, and O^{+5} ions are shown in figure 2 for $1.8R_\odot < r < 15R_\odot$. Since ion thermal conduction and collisional energy exchange between particle species are neglected, the curves are not extended to smaller r where these processes become important.

Once $\varepsilon_i(r)$ is determined using equation (19), $T_{\perp i}$ can be determined from equation (16), which can be re-written as

$$T_{\perp i} = \frac{m_i}{2k_B} \left[\frac{\alpha_i \delta v_0}{\varepsilon_i (L_\perp \Omega_i)^a} \right]^{2/(1-a)}. \quad (20)$$

As illustrated in figure 2, equation (19) leads to similar values of ε_i for alpha particles and minor ions. If ε_i and α_i are the same for some set of ion species (or if α_i/ε_i is the same), then equation (20) implies that

$$T_{\perp i} \propto A \left(\frac{A}{Z} \right)^l \quad (21)$$

for these ions, where $A = m_i/m_p$, $Z = q_i/e$, e is the proton

² For example, the Helium heating rate is comparable to the proton heating rate for the temperature profiles in the right panel of figure 3 given the assumed values of U_i .

charge, and $l = 2a/(1-a)$. The value of l can also be expressed as

$$l = \frac{2\sigma - 2}{3 - \sigma}, \quad (22)$$

where σ is the spectral index of the velocity power spectrum defined in section 2. In this paper, it is assumed that $a = 1/4$ and $\sigma = 3/2$, which gives $l = 2/3$. If instead $a = 1/3$ and $\sigma = 5/3$, then $l = 1$.

The largest radius at which equations (19) and (20) can be applied is determined by the condition that the parallel thermal speed $v_{\parallel i}$ remain $\ll v_A$ so that ion Landau damping and transit-time damping of KAWs can be neglected. Assuming that n_0 and B_0 are given by equations (8) and (9), that $T_{\parallel i}(r)$ for protons is no greater than the r -dependent (isotropic) temperature in equation (47) of Cranmer & van Ballegoijen (2005), and that protons are the ion species with the largest value of $v_{\parallel i}$, one finds that $v_{\parallel i} < v_A/3$ for all ion species at to at least $15R_\odot$.

Temperature profiles from equations (19) and (20) are plotted in figure 3. The left panel of this figure shows $T_{\perp i}$ for protons and O^{+5} ions at $1.8R_\odot < r < 3.3R_\odot$, and the right panel shows the $T_{\perp i}$ profiles for four ion species out to $15R_\odot$. The data points in both panels represent the ion kinetic temperatures obtained by Esser et al. (1999) from UVCS observations. The model temperature profiles in this figure were constructed using the n , B_0 , and U profiles in equations (8) through (10) and the values of L_\perp and δv_0 given in equations (4) and (5) with $\delta v_a = 155$ km/s as in figure 1. The value $c_2 = 0.15$ was chosen to match the observed O^{+5} temperatures at $r > 1.8R_\odot$. The value $\alpha_p = 0.71$ was then chosen to match the observed proton temperatures at $r > 1.8R_\odot$.

Possible sources of error in figure 3 include uncertainties in the values of c_2 , a , α_i , and $U_i(r)$. For example, if c_2 is increased from 0.15 to 0.34, but all other model parameters are held fixed, then $T_{\perp p}$ decreases by a factor of 4.6 at $r = 2R_\odot$. If a is increased from $1/4$ to $1/3$ but all other parameters are fixed at their original values, then $T_{\perp p}$ decreases by a factor of 27 at $r = 2R_\odot$. If α_i is increased from 0.71 to 1 for protons, then $T_{\perp p}$ increases by a factor of 2.5 at $r = 2R_\odot$. The value of $U_i(r)$ has less of an impact on the ion temperatures that follow from equations (19) and (20). If U_i is decreased from $1.75U$ to $1.5U$ for O^{+5} ions, then $T_{\perp i}$ increases by only 5.2% at $r = 2R_\odot$.

There is, however, a potentially larger source of error associated with $U_i(r)$. As the relative velocity ΔU_i between heavy ions and protons approaches v_A , the electric field in the heavy-ion frame decreases, since most of the Alfvén-wave fluctuations propagate away from the Sun in the proton frame. As a result, the stochastic heating rate Q_i for heavy ions decreases (Chandran et al. 2010). The acceleration of heavy ions to relative flow speeds $\sim v_A$ provides a second possible mechanism (in addition to the reduction of ε_i through the increase of $T_{\perp i}$) for saturating stochastic heating, provided the amplitudes of sunward-propagating waves are much less than the amplitudes of anti-sunward waves at $\lambda_\perp \sim \rho_i$. The effects of ΔU_i on $Q_{\perp i}$ are neglected in figure 3, which is justified at $r \lesssim 3R_\odot$, where UVCS observations show that $\Delta U_i \ll v_A$ (Kohl, J., et al. 1998). However, for the velocity profiles assumed in the construction of figure 3, $\Delta U_i \sim v_A$ near $r = 15R_\odot$, suggesting that the heavy ion temperatures near $r = 15R_\odot$ may be over-estimated by equation (20).

A self-consistency check on the assumed value of α_i for

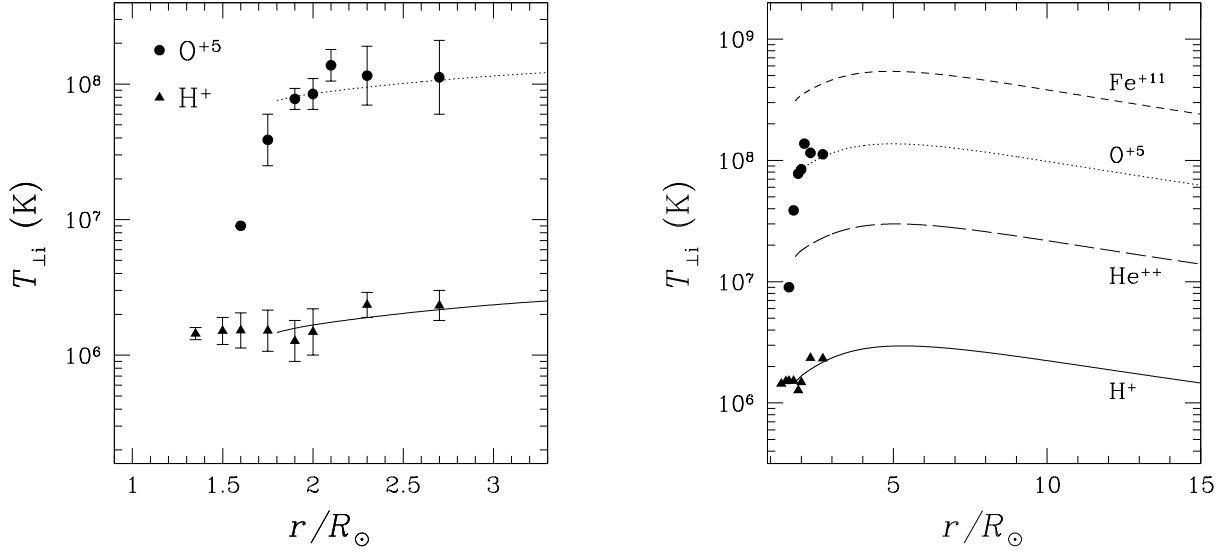


FIG. 3.— *Left panel*: the solid (dotted) line is $T_{\perp i}$ for protons (O^{+5}) from equations (19) and (20). *Right panel*: the different curves show $T_{\perp i}$ from equations (19) and (20) for four ion species over a larger range in r . *Both panels*: equations (19) and (20) are evaluated with $\alpha_i = 0.71$ for protons and $\alpha_i = 1$ for other ions. The value of U_i is set equal to U in equation (10) for protons and $1.75U$ for other ions. For all curves, $c_2 = 0.15$ and $a = 0.25$, L_{\perp} and δv_0 are taken from equations (4) and (5) with $\delta v_a = 155$ km/s, and n and B are taken from equations (8) and (9). The circles and triangles correspond to observed kinetic temperatures for O^{+5} ions and protons from Esser et al. (1999), with the error bars included in the left panel only.

protons can be obtained by comparing the cascade power Γ with the heating rate $Q_{p,crit} = k_B T_{\perp p} / (m_p t_{exp})$ required to sustain protons at the temperature $T_{\perp p}$ given by equations (19) and (20). If the condition $Q_{p,crit} < \Gamma$ were not satisfied, then protons would absorb so much energy from the cascade that α_p would drop below the assumed value of 0.71, thereby reducing $Q_{p,crit}$ below Γ as required by energy conservation. The value of $Q_{p,crit}/\Gamma$ is shown in figure 4 for $1.8R_{\odot} < r < 15R_{\odot}$ for the same set of assumptions used to obtain the proton temperature profile in figure 3. It can be seen that $Q_{p,crit} < \Gamma$ throughout this range of r . However, some caution is warranted here. As noted by Chandran & Hollweg (2009), equation (6) likely overestimates the turbulent dissipation rate for two reasons. First, large-scale Alfvén waves launched from the Sun must propagate some distance into the corona before their energy cascades all the way to the dissipation scale. Second, equation (6) is derived in the limit of small L_{\perp} . As shown in figure 3 of Chandran & Hollweg (2009) (and in figure 5 of Dmitruk et al. (2002) for the case $U = 0$), finite values of L_{\perp} reduce Γ relative to the small- L_{\perp} limit. These effects are particularly important close to the Sun. The small value of $Q_{p,crit}/\Gamma$ at $r \sim 2R_{\odot}$ shown in figure 4 may thus significantly underestimate the fraction of the cascade power absorbed by protons at this location.

5. CONCLUSION

Low-frequency Alfvén-wave/KAW turbulence offers a promising explanation for the detailed features of ion kinetic temperatures seen in UVCS observations of coronal holes, including the abrupt radial variations in the O^{+5} temperature profile, the widely different temperatures of protons and O^{+5} ions, and the large O^{+5} temperature anisotropy ($T_{\perp i} \gg T_{\parallel i}$). When $\beta \ll 1$, ion heating from the linear damping of low-frequency Alfvén waves and KAWs can be neglected,

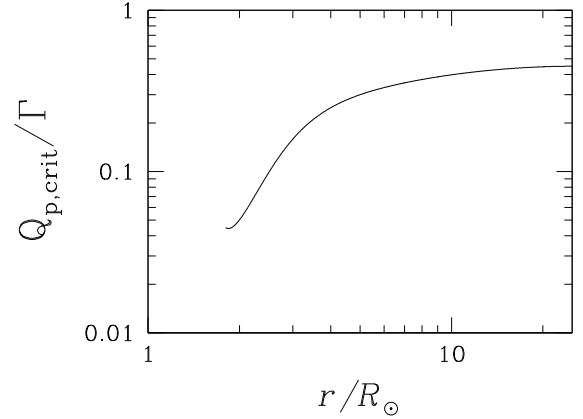


FIG. 4.— $Q_{p,crit}$ is the approximate heating rate required to sustain protons at the temperature in the right panel of figure 3 given the outflow speed in equation (10). Γ is the turbulent dissipation rate in equation (6).

and stochastic heating is arguably the primary way in which low-frequency Alfvén-wave/KAW turbulence heats ions. As shown by Chandran et al. (2010), the stochastic heating rate is a strongly decreasing function of $T_{\perp i}$. At small $v_{\perp i}$, ϵ_i is comparatively large and ion gyro orbits are strongly perturbed as the ions traverse the electrostatic potential of the gyro-scale fluctuations. This leads to chaotic ion orbits and strong stochastic heating. In contrast, at large $v_{\perp i}$, ion gyromotion is only weakly perturbed by the electrostatic potential of the turbulent fluctuations, ions drift smoothly with nearly circular orbits in the plane perpendicular to \mathbf{B} , and stochastic heating is weak. As discussed in section 4, the observed O^{+5} temperature increases rapidly from $\sim 10^7$ K to $\sim 10^8$ K between $r = 1.6R_{\odot}$ and $r = 1.9R_{\odot}$, as the ions leave the region at

$r \lesssim 1.6R_{\odot}$ in which collisional energy exchange with protons is important (Esser et al. 1999). At $r = 1.9R_{\odot}$, the O^{+5} temperature profile abruptly flattens, and $T_{\perp i}$ remains $\sim 10^8$ K out to $2.7R_{\odot}$, the largest radius observed. This temperature profile is consistent with rapid stochastic heating of O^{+5} at $T_{\perp i} \sim 10^7$ K that saturates at $T_{\perp i} \sim 10^8$ K due to the reduction in orbit stochasticity.

Ion thermal conduction, like collisional energy exchange between particle species, can be neglected to a good approximation at $r \gtrsim 2R_{\odot}$. As a result, the strong temperature dependence of the heating rate causes all minor ion temperatures to evolve at $r \gtrsim 2R_{\odot}$ to values at which $t_h \sim t_{\text{exp}}$; at lower $T_{\perp i}$, minor ions are rapidly heated, while at higher temperatures heating is ineffective and ions cool adiabatically. Because of the exponential dependence of t_h on ϵ_i , the condition $t_h \sim t_{\text{exp}}$ is satisfied by different ion species at nearly equal values of ϵ_i . This then leads to slightly more than mass-proportional temperatures — in particular, $T_{\perp i} \propto A \cdot (A/Z)^l$ for ions with the same values of ϵ_i and α_i , as in equations (20) and (21). The proton temperature is even smaller relative to minor-ion temperatures than the scaling in equation (20) with constant α_i would suggest, because proton heating and electron Landau damping reduce the amplitude of the fluctuations at $\lambda_{\perp} \sim \rho_p$, which make the largest contribution to the stochastic proton heating rate. The condition $t_h \sim t_{\text{exp}}$ thus leads to O^{+5} temperatures that are much higher than the proton temperature, consistent with UVCS observations. As described briefly in section 2, stochastic heating primarily increases the speed of ion thermal motions perpendicular to \mathbf{B} when $\beta \ll 1$ (Chandran et al. 2010). Because of this, stochastic heating also offers an explanation for the observation that $T_{\perp i} \gg T_{\parallel i}$ for O^{+5} ions (Kohl, J., et al. 1998; Li et al. 1998; Antonucci et al. 2000).

In section 4, $T_{\perp i}$ profiles are calculated for several ion species from the condition $t_h \sim t_{\text{exp}}$ using an observationally constrained model of Alfvén-wave turbulence in coronal holes. For plausible values of the model parameters, the resulting temperature profiles provide a good match to obser-

vations of protons and O^{+5} ions. However, there are several sources of uncertainty in these calculations, the largest of which are associated with the parameters c_2 , a , and α_p (the value of α_i for protons). The constant c_2 relates to the efficiency of stochastic ion heating and was evaluated by Chandran et al. (2010) using numerical simulations of test-particle protons interacting with randomly phased waves in a low- β plasma. However, the value of c_2 for strong turbulence and for other ion species is not yet known. The quantities a and α_p describe, respectively, the slope of the inertial-range velocity power spectrum and the decrement in the velocity spectrum at $\lambda_{\perp} \sim \rho_p$ arising from electron and ion damping. In order to determine whether stochastic heating can indeed explain the ion temperatures observed in coronal holes, future work is needed to determine c_2 , a , and α_p more accurately. For example, direct numerical simulations or a cascade model (see, e.g., Howes et al. (2008a)) of strong AW/KAW turbulence including both stochastic heating and electron Landau damping would help ascertain the value of α_p . Direct numerical simulations of strong, highly anisotropic, AW/KAW turbulence interacting with test particles could be used to determine the value of c_2 that is appropriate for coronal holes. In addition, *in situ* measurements from NASA’s planned *Solar Probe* mission will establish the power spectrum of AW/KAW turbulence and determine $U_i(r)$ and $T_{\perp i}(r)$ for several ion species at heliocentric distances as small as $\sim 9.5R_{\odot}$. These measurements will lead to a rigorous test of the stochastic heating model, including the $T_{\perp i}(r)$ predictions shown in figure 3 and the dependence of $T_{\perp i}$ on ion mass and charge given in equation (21).

I thank Joe Hollweg, Phil Isenberg, Eliot Quataert, and the referee for valuable suggestions and feedback on an earlier version of this manuscript, and Peter Bochsler, Bo Li, and Barrett Rogers for helpful discussions. This work was supported in part by NSF Grants AST-0613622, AGS-0851005, and AGS-1003451, DOE Grant DE-FG02-07-ER46372, and NASA Grants NNX07AP65G and NNX08AH52G.

REFERENCES

- Antonucci, E., Dodero, M. A., & Giordano, S. 2000, *Sol. Phys.*, 197, 115
 Bale, S. D., Kellogg, P. J., Mozer, F. S., Horbury, T. S., & Reme, H. 2005, *Physical Review Letters*, 94, 215002
 Bame, S. J., Asbridge, J. R., Feldman, W. C., & Gosling, J. T. 1977, *J. Geophys. Res.*, 82, 1487
 Belcher, J. W., & Davis, Jr., L. 1971, *J. Geophys. Res.*, 76, 3534
 Boldyrev, S. 2006, *Physical Review Letters*, 96, 115002
 Bourouaine, S., Marsch, E., & Vocks, C. 2008, *ApJ*, 684, L119
 Bruno, R., & Carbone, V. 2005, *Living Reviews in Solar Physics*, 2, 4
 Chandran, B. D. G., & Hollweg, J. V. 2009, *ApJ*, 707, 1659
 Chandran, B. D. G., Li, B., Rogers, B. N., Quataert, E., & Germaschewski, K. 2010, *ApJ*, submitted, (arXiv:1001.2069)
 Chandran, B. D. G., Quataert, E., Howes, G. G., Xia, Q., & Pongkitivanichakul, P. 2009, *ApJ*, 707, 1668
 Chen, L., Lin, Z., & White, R. 2001, *Physics of Plasmas*, 8, 4713
 Cho, J., Lazarian, A., & Vishniac, E. T. 2002, *ApJ*, 564, 291
 Cho, J., & Vishniac, E. T. 2000, *ApJ*, 539, 273
 Coleman, P. J. 1968, *ApJ*, 153, 371
 Cranmer, S. R. 2010, *ApJ*, 710, 676
 Cranmer, S. R., Field, G. B., & Kohl, J. L. 1999, *ApJ*, 518, 937
 Cranmer, S. R., Matthaeus, W. H., Breech, B. A., & Kasper, J. C. 2009, *ApJ*, 702, 1604
 Cranmer, S. R., & van Ballegooijen, A. A. 2003, *ApJ*, 594, 573
 —. 2005, 156, 265
 Cranmer, S. R., van Ballegooijen, A. A., & Edgar, R. J. 2007, *ApJS*, 171, 520
 De Pontieu, B., et al. 2007, *Science*, 318, 1574
 Dmitruk, P., Matthaeus, W. H., Milano, L. J., Oughton, S., Zank, G. P., & Mullan, D. J. 2002, *ApJ*, 575, 571
 Dmitruk, P., Matthaeus, W. H., & Seenu, N. 2004, *ApJ*, 617, 667
 Drake, J. F., Cassak, P. A., Shay, M. A., Swisdak, M., & Quataert, E. 2009, *ApJ*, 700, L16
 Esser, R., Fineschi, S., Dobrzycka, D., Habbal, S. R., Edgar, R. J., Raymond, J. C., Kohl, J. L., & Guhathakurta, M. 1999, *ApJ*, 510, L63
 Feldman, W. C., Habbal, S. R., Hoogeveen, G., & Wang, Y. 1997, *J. Geophys. Res.*, 102, 26905
 Galtier, S., Nazarenko, S. V., Newell, A. C., & Pouquet, A. 2000, *Journal of Plasma Physics*, 63, 447
 Goldreich, P., & Sridhar, S. 1995, *ApJ*, 438, 763
 Goldstein, M. L., Roberts, D. A., & Matthaeus, W. H. 1995, *ARA&A*, 33, 283
 Grappin, R., Mangeney, A., & Marsch, E. 1990, *J. Geophys. Res.*, 95, 8197
 Harmon, J. K., & Coles, W. A. 2005, *Journal of Geophysical Research (Space Physics)*, 110, 3101
 Haugen, N. E., Brandenburg, A., & Dobler, W. 2004, *Phys. Rev. E*, 70, 016308
 Heinemann, M., & Olbert, S. 1980, *J. Geophys. Res.*, 85, 1311
 Hollweg, J. V. 1999, *J. Geophys. Res.*, 104, 14811
 Hollweg, J. V., & Isenberg, P. A. 2007, *Journal of Geophysical Research (Space Physics)*, 112, 8102
 Howes, G. G., Cowley, S. C., Dorland, W., Hammett, G. W., Quataert, E., & Schekochihin, A. A. 2008a, *Journal of Geophysical Research (Space Physics)*, 113, 5103

- Howes, G. G., Dorland, W., Cowley, S. C., Hammett, G. W., Quataert, E., Schekochihin, A. A., & Tatsuno, T. 2008b, *Physical Review Letters*, 100, 065004
- Isenberg, P. A., & Vasquez, B. J. 2009, *ApJ*, 696, 591
- Johnson, J. R., & Cheng, C. Z. 2001, *Geophys. Res. Lett.*, 28, 4421
- Kasper, J. C., Stevens, M. L., Lazarus, A. J., Steinberg, J. T., & Ogilvie, K. W. 2007, *ApJ*, 660, 901
- Kohl, J., et al. 1998, *ApJ*, 501, L127
- Kruskal, M. 1962, *Journal of Mathematical Physics*, 3, 806
- Leamon, R. J., Smith, C. W., Ness, N. F., & Wong, H. K. 1999, *J. Geophys. Res.*, 104, 22331
- Lehe, R., Parrish, I. J., & Quataert, E. 2009, *ApJ*, 707, 404
- Li, X., Habbal, S. R., Kohl, J., & Noci, G. 1998, *ApJ*, 501, L133+
- Markovskii, S. A., Vasquez, B. J., Smith, C. W., & Hollweg, J. V. 2006, *ApJ*, 639, 1177
- Maron, J., & Goldreich, P. 2001, *ApJ*, 554, 1175
- Marsch, E., Ao, X.-Z., & Tu, C.-Y. 2004, *Journal of Geophysical Research (Space Physics)*, 109, 4102
- Marsch, E., Rosenbauer, H., Schwenn, R., Muehlhaeuser, K., & Neubauer, F. M. 1982, *J. Geophys. Res.*, 87, 35
- Mason, J., Cattaneo, F., & Boldyrev, S. 2008, *Phys. Rev. E*, 77, 036403
- Matthaeus, W. H., Zank, G. P., Oughton, S., Mullan, D. J., & Dmitruk, P. 1999, *ApJ*, 523, L93
- Müller, W., & Grappin, R. 2005, *Physical Review Letters*, 95, 114502
- Müller, W.-C., & Biskamp, D. 2000, *Physical Review Letters*, 84, 475
- Ng, C. S., & Bhattacharjee, A. 1996, *ApJ*, 465, 845
- Parashar, T. N., Shay, M. A., Cassak, P. A., & Matthaeus, W. H. 2009, *Physics of Plasmas*, 16, 032310
- Perez, J. C., & Boldyrev, S. 2008, *ApJ*, 672, L61
- . 2009, *Physical Review Letters*, 102, 025003
- Phillips, J. L., & Gosling, J. T. 1990, *J. Geophys. Res.*, 95, 4217
- Podesta, J. J., Roberts, D. A., & Goldstein, M. L. 2007, *ApJ*, 664, 543
- Quataert, E. 1998, *ApJ*, 500, 978
- Sahraoui, F., Goldstein, M. L., Robert, P., & Khotyaintsev, Y. V. 2009, *Physical Review Letters*, 102, 231102
- Schekochihin, A. A., Cowley, S. C., Dorland, W., Hammett, G. W., Howes, G. G., Quataert, E., & Tatsuno, T. 2009, *ApJS*, 182, 310
- Shebalin, J. V., Matthaeus, W., & Montgomery, D. 1983, *Journal of Plasma Physics*, 29, 525
- Smith, C. W., Matthaeus, W. H., Zank, G. P., Ness, N. F., Oughton, S., & Richardson, J. D. 2001, *J. Geophys. Res.*, 106, 8253
- Spruit, H. C. 1981, *NASA Special Publication*, 450, 385
- Stawarz, J. E., Smith, C. W., Vasquez, B. J., Forman, M. A., & MacBride, B. T. 2009, *ApJ*, 697, 1119
- Tomczyk, S., McIntosh, S. W., Keil, S. L., Judge, P. G., Schad, T., Seeley, D. H., & Edmondson, J. 2007, *Science*, 317, 1192
- Tu, C., & Marsch, E. 1995, *Space Science Reviews*, 73, 1
- Velli, M. 1993, *A&A*, 270, 304
- Velli, M., Grappin, R., & Mangeney, A. 1989, *Physical Review Letters*, 63, 1807
- Verdini, A., & Velli, M. 2007, *ApJ*, 662, 669
- Verdini, A., Velli, M., Matthaeus, W. H., Oughton, S., & Dmitruk, P. 2010, *ApJ*, 708, L116
- Voitenko, Y., & Goossens, M. 2004, *ApJ*, 605, L149
- White, R., Chen, L., & Lin, Z. 2002, *Physics of Plasmas*, 9, 1890