

EFFECT OF COSMIC UV BACKGROUND ON STAR FORMATION IN HIGH REDSHIFT GALAXIES

NICKOLAY Y. GNEDIN^{1,2,3}

Draft version February 5, 2022

ABSTRACT

The effect of the cosmic UV background on star formation in high redshift galaxies is explored by means of high resolutions cosmological simulations. The simulations include star formation, 3D radiative transfer, and a highly detailed ISM model, and reach spatial resolution sufficient to resolve formation sites for molecular clouds. In the simulations the local radiation field in the Lyman-Werner band around star-forming molecular clouds dominates over the cosmic UV background by a factor of 100, similarly to the interstellar radiation field in the Milky Way and in a few high redshift galaxies for which measurements exist. The cosmic UV background, therefore, is essentially irrelevant for star formation in normal galaxies.

Subject headings: cosmology: theory – galaxies: evolution – galaxies: formation – stars:formation – methods: numerical

1. INTRODUCTION

Since the end of cosmic reionization, the intergalactic space has been filled with the accumulated ultra-violet radiation from the previous generations of massive stars and quasars, the so-called cosmic UV background. The UV background completely controls the ionization state of the intergalactic medium (IGM) that manifests itself in the numerous Ly- α absorption lines in the spectra of distant quasars, the Ly- α forest (see Meiksin 2009, for a recent review).

In the interstellar medium of local galaxies (ISM) the situation appears to be reversed: the Haardt-Madau model for the UV background (Haardt & Madau 2001) predicts the $z = 0$ radiation field at 1000Å of about 2×10^3 photons/cm²/s/ster/eV, some 500 smaller than the interstellar radiation field in the Milky Way at the solar circle (Draine 1978; Mathis et al. 1983).

At higher redshift the situation is, however, less clear. For example, the UV background at $z \sim 3$ is expected to be 50 to 100 times higher than at $z = 0$ (Haardt & Madau 2001; Faucher-Giguère et al. 2009). On the other hand, estimates of the interstellar radiation field in high redshift gamma-ray burst hosts also give some 100 times higher values than the Milky Way field (Chen et al. 2009), but the observational constraints remain sparse.

In the cosmological simulation community, the effect of the cosmic UV background is often included in the cooling rates (e.g. Cen & Ostriker 1992; Katz et al. 1996; Navarro & Steinmetz 1997; Kravtsov 2003; Ceverino & Klypin 2009; Schaye et al. 2009; Hambrick et al. 2009, etc). However, the effect of the local interstellar radiation field (that dominates over the cosmic UV background by a larger factor at least at $z = 0$, and may be at high redshift too) has not yet been included in those simulations. In this paper the effect of the cosmic UV background is critically reassessed with numerical simulations that both include the full 3D, time-dependent and spatially variable treatment of radiative transfer and have high enough spatial resolution to resolve the sites of molecular clouds and as-

sociated star formation.

2. SIMULATIONS AND STAR FORMATION MODEL

The physical ingredients and computational setup for the simulations used in this paper have been recently described in great detail elsewhere (Gnedin & Kravtsov 2010a,b). As a brief reminder, the simulations have been performed with the Adaptive Refinement Tree (ART) code (Kravtsov 1999; Kravtsov et al. 2002; Rudd et al. 2008) that uses adaptive mesh refinement in both the gas dynamics and gravity calculations to achieve high dynamic range in spatial scale.

The simulations include star formation and supernova enrichment and thermal energy feedback, as well as a highly detailed ISM model. The 3D radiative transfer of UV radiation from individual stellar particles is followed self-consistently with the OTVET approximation (Gnedin & Abel 2001). The simulations incorporate non-equilibrium chemical network of hydrogen and helium and non-equilibrium, metallicity-dependent cooling and heating rates, and a phenomenological model of molecular hydrogen formation on and shielding by cosmic dust, as well as H₂ self-shielding (Gnedin & Kravtsov 2010a,b).

Particular simulations used in this paper model a small region including a Milky-Way progenitor galaxy and a number of smaller galaxies with the mass resolution of $1.3 \times 10^6 M_{\odot}$ in dark matter, $2.2 \times 10^5 M_{\odot}$ in baryons, and with the spatial resolution of 65 pc \times [4/(1 + z)] (in physical units) within the fully refined region.

Star formation in the simulation is occurring in the molecular gas only, using the prescriptions of Krumholz & McKee (2005) and Krumholz & Tan (2007). The exact formulation of the star formation recipe is shown in Equation (2) of Gnedin & Kravtsov (2010b).

For the purpose of this paper, two simulations are considered that differ only by the inclusion of the cosmic UV background from Haardt & Madau (2001). In the simulation without the cosmic UV background, the local radiation field produced by nearby massive stars is still included in exactly the same manner as in the simulation with the UV background. Thus, these two simulations can be used to evaluate the particular effect of the cosmic UV background on the properties of model galaxies. Because of computational expense, the simulations are not continued beyond $z = 2$.

The simulation with the cosmic UV background is the same

¹ Particle Astrophysics Center, Fermi National Accelerator Laboratory, Batavia, IL 60510, USA; gnedin@fnal.gov

² Department of Astronomy & Astrophysics, The University of Chicago, Chicago, IL 60637 USA

³ Kavli Institute for Cosmological Physics, The University of Chicago, Chicago, IL 60637 USA

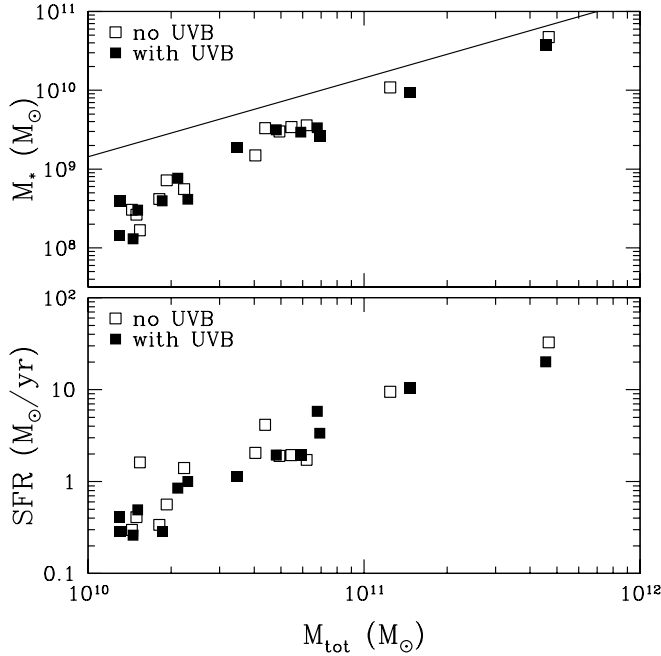


FIG. 1.— The stellar mass (top) and the star formation rate (bottom) vs the total mass for all fully resolved model galaxies at $z = 3$. Open squares show the run without the cosmic UV background, while filled squares show the fully self-consistent run, with the UV background. The star formation rates are averaged over 20 Myr.

one as described in Gnedin & Kravtsov (2010a). That reference also shows good agreement of that simulation with several observational constraints on the properties of high redshift galaxies.

3. RESULTS

A direct comparison of stellar masses and star formation rates between the galaxies in the two simulations is shown in Figure 1. In order to minimize the effect of finite numerical resolution, only highly resolved galaxies - i.e. galaxies that reach the 8th level of mesh refinement (130 pc spatial resolution at $z = 3$) within their gaseous disks - are shown in this and all subsequent figures. At this spatial resolution the sub-cell model for H_2 formation performs reliably, as is demonstrated in Figure 13 of Gnedin & Kravtsov (2010b). Galaxies with masses below $M_{\text{tot}} = 10^{10} M_{\odot}$ are not sufficiently resolved in these simulations - none of such galaxies achieves 8 levels of mesh refinement within their gaseous disks.

While the two simulations do not produce identical results, the difference between the two runs is not dramatic and is fully consistent with the timing differences in two simulations that have slightly different time-steps and, hence, times of intermediate outputs. Thus, no significant effect of the cosmic UV background on the global properties of simulated galaxies is observed in these simulations.

The origin for this conclusion becomes apparent from Figure 2, where the sizes of the proximity zones - regions around model galaxies that are dominated by the local radiation from the galaxies themselves and not by the cosmic UV background - are shown together with radii containing most of atomic and molecular gas.

A size of a proximity zone depends, of course, on the wavelength of radiation, because, in general, spectral shapes of the local interstellar radiation field and the cosmic UV background are different. Figure 2, therefore, shows two important

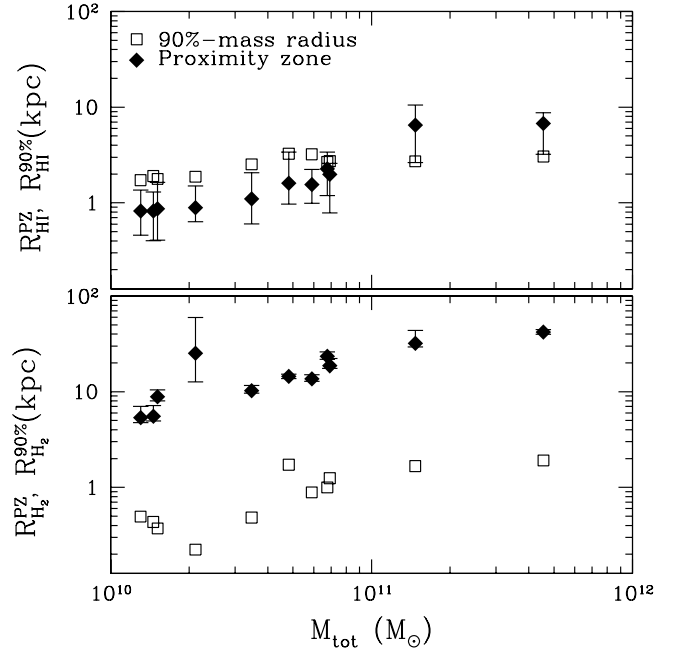


FIG. 2.— Comparison between the proximity zones (filled diamonds) and radii containing 90% of the neutral (top) and molecular (bottom) gas in model galaxies at $z = 3$ (open squares). Vertical error-bars give 10% - 90% range for the proximity zone sizes as viewed in different directions from the center of each galaxy.

wavelengths: the Lyman limit and $\lambda = 1000\text{\AA}$, in the middle of the Lyman-Werner band. Radiation above the Lyman limit ionizes neutral hydrogen, and so is important for determining which part of the galactic gas can cool rapidly. Radiation in the Lyman-Werner band destroys molecular hydrogen; only when gas is shielded from that radiation by cosmic dust and molecular hydrogen self-shielding can it become fully molecular (and, hence form stars).

In a given frequency band, absorption of radiation emitted by stars in a galaxy will, generally, be different in different directions. Therefore, the proximity zone of a given galaxy is not necessarily spherical, but can have a complex shape. In order to quantify variation in the shapes of proximity zones, a HEALPix tessellation (Górski et al. 2005) of the celestial sphere (as seen from the center of a particular galaxy) is constructed and the proximity zone size is measured separately for each pixel on the sky. Because HEALPix provides uniform sampling of all possible directions, it offers a convenient way to quantify variations in sizes of proximity zones in different wavebands. Error-bars in Figure 2 show the 10% - 90% range in the size of the proximity zone as a function of the angle on the sky.

To evaluate the effect of the local radiation field on the gas physics, Figure 2 also displays radii that contain 90% of atomic (top) and molecular (bottom) gas in the model galaxies. As can be seen, the proximity zone in the Lyman-Werner band extends over 10 times beyond the edge of the molecular gas. That explains why the star formation in the simulations is insensitive to the presence of the cosmic UV background - the local radiation field in the sites of star formation (i.e. in molecular clouds) always dominates over the cosmic background by a factor of about 100.

The situation appears to be reversed for atomic hydrogen. The escape fraction for ionizing radiation is small in these simulations, consistent with observational estimates (Gnedin

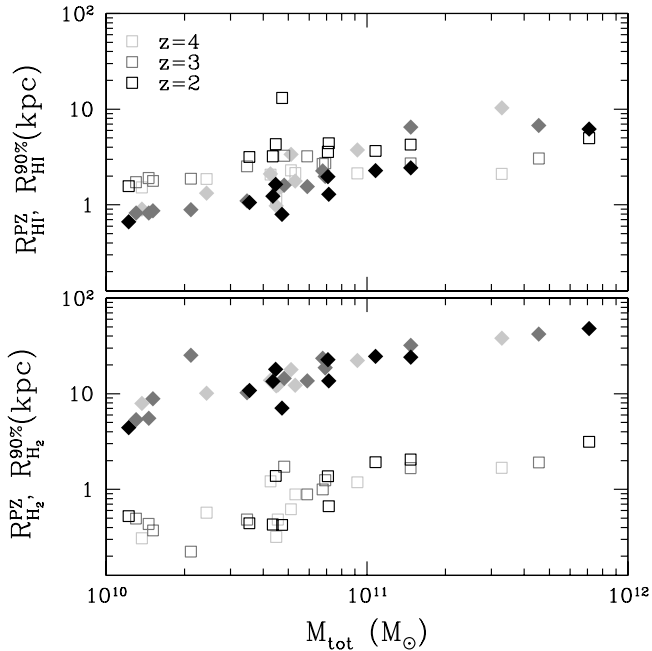


FIG. 3.— Comparison between the proximity zones and radii containing 90% of the neutral and molecular gas for the fully self-consistent run, with the UV background, at three different redshifts. Symbol and panels are similar to Figure 2. Three shades of gray show three different redshifts, as marked in the figure.

et al. 2008). It is particularly small along the disk, so that little local ionizing radiation shines on the outer parts of HI disks; instead, the edges of HI disks are determined by the cosmic background.

Finally, to verify the robustness of these results, Figure 3 presents proximity zones and 90%-mass radii for the full self-consistent simulation (with the cosmic UV background) at 3 different redshifts. While there is substantial scatter between individual points, the trends observed at $z = 3$ are reproduced at other redshifts as well.

4. CONCLUSIONS

The results of this paper can be summarized in just a few lines: the local radiation field in the Lyman-Werner band around star-forming molecular clouds dominates over the cosmic UV background by a factor of 100, similarly to the interstellar radiation field in the Milky Way (Draine 1978; Mathis

et al. 1983) and in a few high redshift galaxies for which measurements exist (Chen et al. 2009). The cosmic UV background, therefore, is essentially irrelevant for star formation in normal galaxies. Only in the lowest mass dwarfs, where the radiation can actually photo-evaporate the ISM, may the cosmic background affect star formation. Such galaxies, however, contribute very little to the total star formation history of the universe.

The situation is more complex for ionizing radiation - in that band the cosmic UV background may play an important role in determining the exact locations of the edges of extended HI disks, in agreement with the earlier results of Schaye (2004). Those outside regions of galactic disks, however, contain little molecular gas and, therefore, are inert to star formation.

The simulations presented here do not continue beyond $z = 2$, and so can not be used for testing the results of Hambrick et al. (2009), who found little effect of the cosmic UV background on star formation in normal galaxies at $z > 2$, but a larger effect at lower redshifts. Simulations of Hambrick et al. (2009), however, did not include radiative transfer and, therefore, failed to account for the local radiation and its dominance over the cosmic UV background within the galactic proximity zones. For example, if the Milky Way galaxy is representative of low redshift ($z < 2$) normal galaxies, then one may expect that even at low redshifts local radiation dominates over the cosmic background within the galactic ISM, rendering the background irrelevant to star formation.

I am grateful to Andrey Kravtsov for comprehensive comments and enlightening discussion. This work was supported in part by the DOE at Fermilab, by the NSF grant AST-0908063, and by the NASA grant NNX-09AJ54G. The simulations used in this work have been performed on the Joint Fermilab - KICP Supercomputing Cluster, supported by grants from Fermilab, Kavli Institute for Cosmological Physics, and the University of Chicago. This work made extensive use of the HEALPix spherical tessellation package and the NASA Astrophysics Data System and arXiv.org preprint server.

REFERENCES

- Cen, R. & Ostriker, J. P. 1992, *ApJ*, 399, L113
 Ceverino, D. & Klypin, A. 2009, *ApJ*, 695, 292
 Chen, H.-W., Perley, D. A., Pollack, L. K., Prochaska, J. X., Bloom, J. S., Dessauges-Zavadsky, M., Pettini, M., Lopez, S., Dall’aglio, A., & Becker, G. D. 2009, *ApJ*, 691, 152
 Draine, B. T. 1978, *ApJS*, 36, 595
 Faucher-Giguère, C., Lidz, A., Zaldarriaga, M., & Hernquist, L. 2009, *ApJ*, 703, 1416
 Gnedin, N. Y. & Abel, T. 2001, *New Astronomy*, 6, 437
 Gnedin, N. Y. & Kravtsov, A. V. 2010a, *ApJ*, submitted
 —. 2010b, in preparation
 Gnedin, N. Y., Kravtsov, A. V., & Chen, H.-W. 2008, *ApJ*, 672, 765
 Górski, K. M., Hivon, E., Banday, A. J., Wandelt, B. D., Hansen, F. K., Reinecke, M., & Bartelmann, M. 2005, *ApJ*, 622, 759
 Haardt, F. & Madau, P. 2001, in *Clusters of Galaxies and the High Redshift Universe Observed in X-rays*, ed. D. M. Neumann & J. T. V. Tran
 Hambrick, D. C., Ostriker, J. P., Naab, T., & Johansson, P. H. 2009, *ApJ*, 705, 1566
 Katz, N., Weinberg, D. H., Hernquist, L., & Miralda-Escude, J. 1996, *ApJ*, 457, L57+
 Kravtsov, A. V. 1999, PhD thesis, New Mexico State University
 —. 2003, *ApJ*, 590, L1
 Kravtsov, A. V., Klypin, A., & Hoffman, Y. 2002, *ApJ*, 571, 563
 Krumholz, M. R. & McKee, C. F. 2005, *ApJ*, 630, 250
 Krumholz, M. R. & Tan, J. C. 2007, *ApJ*, 654, 304
 Mathis, J. S., Mezger, P. G., & Panagia, N. 1983, *A&A*, 128, 212
 Meiksin, A. A. 2009, *Reviews of Modern Physics*, 81, 1405
 Navarro, J. F. & Steinmetz, M. 1997, *ApJ*, 478, 13
 Rudd, D. H., Zentner, A. R., & Kravtsov, A. V. 2008, *ApJ*, 672, 19
 Schaye, J. 2004, *ApJ*, 609, 667
 Schaye, J., Vecchia, C. D., Booth, C. M., Wiersma, R. P. C., Theuns, T., Haas, M. R., Bertone, S., Duffy, A. R., McCarthy, I. G., & van de Voort, F. 2009, *MNRAS*, 1888