

ANALYSIS OF BROWNIAN DYNAMICS SIMULATIONS OF REVERSIBLE BIMOLECULAR REACTIONS

JANA LIPKOVÁ*, KONSTANTINOS C. ZYGALAKIS†, S. JONATHAN CHAPMAN†,
AND RADEK ERBAN†

Abstract. A class of Brownian dynamics algorithms for stochastic reaction-diffusion models which include reversible bimolecular reactions is presented and analyzed. The method is a generalization of the $\lambda\text{-}\bar{\nu}$ model for irreversible bimolecular reactions which was introduced in [11]. The formulae relating the experimentally measurable quantities (reaction rate constants and diffusion constants) with the algorithm parameters are derived. The probability of geminate recombination is also investigated.

Key words. Brownian dynamics, stochastic simulation algorithms, reaction-diffusion problems, reversible bimolecular reactions

1. Introduction. Brownian dynamics algorithms are used in a number of application areas, including modelling of ion channels [7], macromolecules [19], liquid crystals [25] and biochemical reaction networks [20] to name a few. The main idea is that some components of the system (e.g. solvent molecules), which are of no special interest to a modeller, are not explicitly included in the simulation, but contribute to the dynamics of Brownian particles collectively as a random force. This reduces the dimensionality of the problem, making Brownian dynamics less computationally intensive than the corresponding molecular dynamics simulations. In a typical scenario, the position $\mathbf{X}_i = [X_i(t), Y_i(t), Z_i(t)]$ of the Brownian particle evolves according to the stochastic differential equation

$$d\mathbf{X}_i = \mathbf{f}_i(\mathbf{X}_1, \mathbf{X}_2, \dots, \mathbf{X}_i, \dots) dt + \sqrt{2D_i} d\mathbf{W}_i, \quad (1.1)$$

where $\mathbf{W}_i = [W_{i,x}, W_{i,y}, W_{i,z}]$ is the standard Brownian motion, D_i is the diffusion constant and \mathbf{f}_i is the deterministic drift term which depends on the positions of other Brownian particles. Depending on the particular application area, the drift term \mathbf{f}_i can take into account both attractive (e.g. electrical forces between ions of the opposite charge), repulsive (e.g. steric effects, electrical forces between ions) and hydrodynamic interactions [13]. In this paper, we focus on algorithms for spatial simulations of biochemical reaction networks in molecular biology. In this application area [5, 11, 28], it is often postulated that $\mathbf{f}_i \equiv 0$, i.e. the trajectory of each particle is simply given by

$$d\mathbf{X}_i = \sqrt{2D_i} d\mathbf{W}_i. \quad (1.2)$$

In [11], we used this description of molecular trajectories and analyzed the so called $\lambda\text{-}\bar{\nu}$ stochastic simulation algorithm for modelling irreversible bimolecular reactions. Considering three chemical species A , B and C which are subject to the bimolecular reaction



* Charles University, Faculty of Mathematics and Physics, Sokolovská 83, 186 75 Prague 8, Czech Republic; *e-mail*: j.lipkova@gmail.com.

† University of Oxford, Mathematical Institute, 24-29 St. Giles', Oxford, OX1 3LB, United Kingdom; *e-mails*: zygalakis@maths.ox.ac.uk; chapman@maths.ox.ac.uk; erban@maths.ox.ac.uk.

it is postulated that a molecule of A and a molecule of B react with the rate λ whenever their distance is smaller than the binding (reaction) radius $\bar{\varrho}$. This definition makes use of two parameters λ and $\bar{\varrho}$ while the irreversible reaction (1.3) is described in terms of one parameter, the reaction rate k_1 . Consequently, there exists a curve in the λ - $\bar{\varrho}$ parameter space which corresponds to the same rate constant k_1 . In the limit $\lambda \rightarrow \infty$, the model reduces to the classical Smoluchowski description of diffusion-limited reactions, namely, two molecules always react whenever they are closer than the reaction radius $\bar{\varrho}$ [26, 6]. However, having two parameters λ and $\bar{\varrho}$, we can choose the reaction radius $\bar{\varrho}$ close to the molecular radius (which is often larger than the radius given by the Smoluchowski model [22, 11]) and use k_1 to compute the appropriate value of λ . In this paper, we will study extensions of the λ - $\bar{\varrho}$ model to the reaction-diffusion systems which include reversible biochemical reactions of the form



This reaction effectively means two reactions, the forward reaction (1.3) which is modelled with the help of two parameters λ and $\bar{\varrho}$ (as studied in [11]) and the backward reaction



which can be also implemented in terms of two parameters: the rate constant of the dissociation of the complex C and the unbinding radius $\bar{\sigma}$. Since the reaction (1.5) is of the first-order, the cleavage of the complex C is a Poisson process with the rate constant k_2 , i.e. the rate constant of the dissociation of C is equal to the experimentally measurable quantity k_2 . The second parameter, the unbinding radius $\bar{\sigma}$, is the initial separation of the molecules of A and B which are created after a molecule of C dissociates.

Whenever new molecules of A and B are introduced to the system, we have to initiate their positions. Since the algorithm considers all molecules as points, it would make sense to place them at the position where the complex C was just before the reaction (1.5) occurred, i.e. we would put $\bar{\sigma} = 0$. However, this choice of $\bar{\sigma}$ can be problematic. For example, in the Smoluchowski limit $\lambda \rightarrow \infty$, if two particles start next to each other, they must immediately react again according to the forward step (1.3). Andrews and Bray [5] propose a solution to this problem by requiring that the initial separation of molecules, the unbinding radius $\bar{\sigma}$, must be greater than the binding radius $\bar{\varrho}$. Here, we generalize the concept of unbinding radius for the λ - $\bar{\varrho}$ model introduced in [11]. Since λ is in general less than infinity, we can choose the unbinding radius $\bar{\sigma}$ which is less than the binding radius $\bar{\varrho}$, including the case $\bar{\sigma} = 0$. This is investigated in detail in Section 3, but we start with the case $\bar{\sigma} > \bar{\varrho}$ in Section 2.

The algorithm for simulating (1.4) has four parameters: the binding radius $\bar{\varrho}$, the unbinding radius $\bar{\sigma}$, the reaction rate λ (for the forward step (1.3)) and the rate of dissociation of C , but we usually only have two experimentally measurable parameters k_1 and k_2 . Since k_2 is equal to the rate of dissociation of C , the remaining parameters λ , $\bar{\varrho}$ and $\bar{\sigma}$ will be related to k_1 . To simplify the derivation of this relation, we define the dimensionless parameter α as the ratio of the unbinding and binding radii, i.e.

$$\alpha = \frac{\bar{\sigma}}{\bar{\varrho}}. \quad (1.6)$$

Two cases are considered separately: $\alpha > 1$ and $\alpha \leq 1$, see Figure 1(a). If $\alpha > 1$, then the unbinding radius $\bar{\sigma}$ is larger than the binding radius $\bar{\varrho}$. This situation is investigated in Section 2. In Section 3, we consider the case $\alpha \leq 1$. The formula relating k_1 with model parameters λ , $\bar{\varrho}$ and $\bar{\sigma}$ is derived as (2.12) for $\alpha > 1$ (i.e. for $\bar{\sigma} > \bar{\varrho}$) and as (3.4) for $\alpha \leq 1$ (i.e. for $\bar{\sigma} \leq \bar{\varrho}$). It is given as one equation for three unknowns λ , $\bar{\varrho}$ and $\bar{\sigma}$. In particular, there is a relative freedom in choosing the parameters. For example, considering that $\bar{\varrho}$ and $\bar{\sigma}$ are given, the equations (2.12) and (3.4) can be used to compute the appropriate value of λ . However, the binding and unbinding radii are not entirely a choice of a modeller. This is discussed in Section 4. First, we would like the binding (reaction) radius to be of a size similar to the molecular radius [11]. Second, we sometimes want to construct algorithms with a given value of the probability of geminate recombination [5, 2], which is the probability that a molecule of A and a molecule of B , created from the same molecule of C by reaction (1.5), react with each other according to (1.3). In Section 4, we discuss how this extra knowledge can be used to find optimal values of the parameters of the algorithm. In particular, we find (equation (4.7)) that the geminate recombination probability is proportional to the inverse of the binding radius $\bar{\varrho}$ for the parameter regime relevant to protein-protein interactions.

The analysis in Sections 2, 3 and 4 is done in the limit of (infinitesimally) small time steps [11]. This provides valuable insights and a lot of interesting asymptotic behaviour of the algorithm can be investigated. However, if we want to implement the λ - $\bar{\varrho}$ model on the computer, we have to discretize the stochastic differential equation (1.2) with a finite time step Δt which we want to choose as large as possible to decrease the computational intensity of the algorithm. This is studied in Section 5. The numerical implementation of the Brownian dynamics algorithm illustrating the validity of our analysis is presented in Section 6.

2. The case $\alpha > 1$. The λ - $\bar{\varrho}$ model of the forward chemical reaction (1.3) states that molecules of A and molecules of B diffuse with the diffusion constants D_A and D_B , respectively. If the distance of a molecule of A and a molecule of B is less than $\bar{\varrho}$, then the molecules react with the rate λ . Considering a frame of reference situated in the molecule of B , we can equivalently describe this process as the random walk of a molecule of A which has the diffusion constant $D_A + D_B$. This molecule diffuses to the ball of radius $\bar{\varrho}$ (centered at origin) which removes molecules of A with the rate λ [11]. In this frame of reference, the reverse step (1.5) corresponds to the introduction of new molecules of A at the distance $\bar{\sigma}$ from the origin. Let $c(r)$ be the equilibrium concentration of molecules of A at distance r from the origin. It is a continuous function with continuous derivative which satisfies the following equation:

$$(D_A + D_B) \left(\frac{d^2 c}{dr^2} + \frac{2}{r} \frac{dc}{dr} \right) - \lambda c = 0, \quad \text{for } r \leq \bar{\varrho}, \quad (2.1)$$

$$(D_A + D_B) \left(\frac{d^2 c}{dr^2} + \frac{2}{r} \frac{dc}{dr} \right) + Q(r - \bar{\sigma}) = 0, \quad \text{for } r \geq \bar{\varrho}, \quad (2.2)$$

where $Q(r - \bar{\sigma})$ is a Dirac-like distribution describing the creation of molecules at $r = \bar{\sigma}$. Let c_∞ be the concentration of molecules of A in the bulk, i.e.

$$\lim_{r \rightarrow \infty} c(r) = c_\infty. \quad (2.3)$$

To analyze (2.1)–(2.2), we define the following dimensionless quantities

$$\beta = \bar{\varrho} \sqrt{\frac{\lambda}{D_A + D_B}}, \quad \bar{\kappa} = \frac{k_1}{\bar{\varrho}(D_A + D_B)}, \quad \hat{r} = \frac{r}{\bar{\varrho}}, \quad \hat{c} = \frac{c}{c_\infty}, \quad (2.4)$$

which means that we scale lengths with $\bar{\varrho}$ and times with $\bar{\varrho}^2(D_A + D_B)^{-1}$. Substituting (2.4) into (2.1)–(2.2), we obtain

$$\frac{d^2 \hat{c}}{d\hat{r}^2} + \frac{2}{\hat{r}} \frac{d\hat{c}}{d\hat{r}} - \beta^2 \hat{c} = 0, \quad \text{for } \hat{r} \leq 1, \quad (2.5)$$

$$\frac{d^2 \hat{c}}{d\hat{r}^2} + \frac{2}{\hat{r}} \frac{d\hat{c}}{d\hat{r}} + \omega \delta(\hat{r} - \alpha) = 0, \quad \text{for } \hat{r} \geq 1, \quad (2.6)$$

where ω is the rate of creation of molecules at $\hat{r} = \alpha$. To determine ω , let us note that the average number of molecules of A produced by the reverse step (1.5) is (at equilibrium) equal to the average number of molecules of A destroyed by the forward reaction (1.3), i.e. the equilibrium flux through the sphere of radius 1 is equal to $4\pi\alpha^2\omega$. This implies

$$4\pi\alpha^2\omega = 4\pi \left. \frac{d\hat{c}}{d\hat{r}} \right|_{\hat{r}=1}. \quad (2.7)$$

The right hand side of (2.7) is also equal to the dimensionless rate constant $\bar{\kappa}$ of the forward reaction (1.3). Consequently, we get $4\pi\alpha^2\omega = \bar{\kappa}$. Substituting $\bar{\kappa}/(4\pi\alpha^2)$ for ω , the general solution of (2.5)–(2.6) can be written in the following form

$$\hat{c}(\hat{r}) = \frac{a_1}{\hat{r}} e^{\beta\hat{r}} + \frac{a_2}{\hat{r}} e^{-\beta\hat{r}}, \quad \text{for } \hat{r} \leq 1, \quad (2.8)$$

$$\hat{c}(\hat{r}) = a_3 - \frac{a_4}{\hat{r}} - \frac{\bar{\kappa} H(\hat{r} - \alpha)(\hat{r} - \alpha)}{4\pi\hat{r}\alpha}, \quad \text{for } \hat{r} \geq 1, \quad (2.9)$$

where H denotes the Heaviside step function and a_1, a_2, a_3, a_4 are real constants to be determined. The boundary condition (2.3) at infinity in the dimensionless variables read as follows

$$\lim_{\hat{r} \rightarrow \infty} \hat{c}(\hat{r}) = 1. \quad (2.10)$$

Using this condition, the continuity of \hat{c} at the origin, and the continuity of \hat{c} and its derivative at $\hat{r} = 1$, we determine the constants a_1, a_2, a_3 and a_4 in (2.8)–(2.9). We obtain

$$\hat{c}(\hat{r}) = \frac{4\pi\alpha + \bar{\kappa}}{4\pi\alpha\beta} \frac{\sinh \beta\hat{r}}{\cosh \beta}, \quad \text{for } \hat{r} \leq 1,$$

$$\hat{c}(\hat{r}) = \frac{4\pi\alpha + \bar{\kappa}}{4\pi\alpha} \left(1 - \frac{1}{\hat{r}} + \frac{\tanh \beta}{\beta\hat{r}} \right) - \frac{\bar{\kappa} H(\hat{r} - \alpha)(\hat{r} - \alpha)}{4\pi\hat{r}\alpha}, \quad \text{for } \hat{r} \geq 1.$$

Substituting \hat{c} into (2.7) where $4\pi\alpha^2\omega = \bar{\kappa}$, we obtain

$$\bar{\kappa} = \frac{4\pi\alpha(\beta - \tanh \beta)}{\beta\alpha - \beta + \tanh \beta} \quad (2.11)$$

which is the desired relation between the measurable quantities and the model parameters. Using (1.6) and (2.4), the condition (2.11) can be equivalently expressed

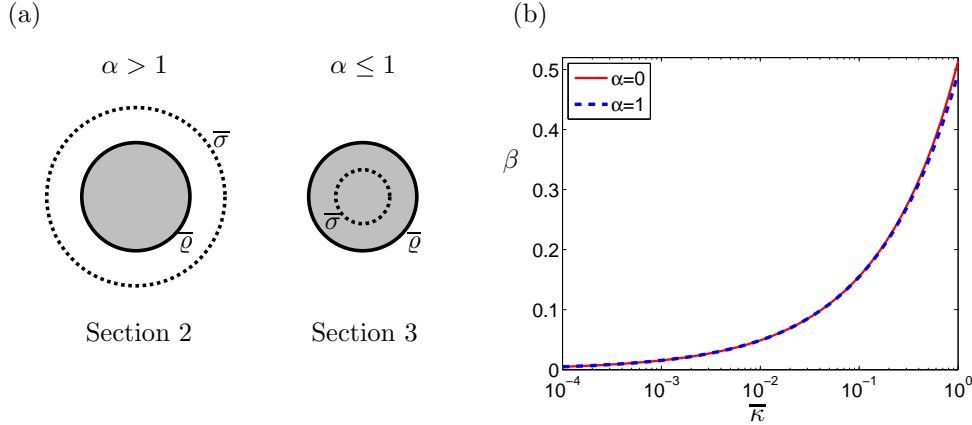


Fig. 1: (a) Two cases studied in Sections 2 and 3. (b) Dimensionless parameter β defined by (2.4) as a function of $\bar{\kappa}$ for $\alpha = 0$ (red solid line) and $\alpha = 1$ (blue dashed line).

in terms of the measurable rate constant k_1 and diffusion constants D_A , D_B , and the model parameters (binding radius $\bar{\rho}$, unbinding radius $\bar{\sigma}$ and the rate λ) as follows

$$k_1 = \frac{4\pi\bar{\sigma}(D_A + D_B) \left(\bar{\rho}\sqrt{\frac{\lambda}{D_A+D_B}} - \tanh\left(\bar{\rho}\sqrt{\frac{\lambda}{D_A+D_B}}\right) \right)}{\bar{\sigma}\sqrt{\frac{\lambda}{D_A+D_B}} - \bar{\rho}\sqrt{\frac{\lambda}{D_A+D_B}} + \tanh\left(\bar{\rho}\sqrt{\frac{\lambda}{D_A+D_B}}\right)}. \quad (2.12)$$

Remark: If we take the limit of $\alpha \rightarrow \infty$ in (2.11), we obtain

$$\lim_{\alpha \rightarrow \infty} \bar{\kappa} = 4\pi(1 - \beta^{-1} \tanh \beta). \quad (2.13)$$

This is exactly the same expression as in [11] for the original λ - $\bar{\rho}$ model, which describes only the bimolecular reaction (1.3). However, this should not be a surprise, since by taking the limit $\alpha \rightarrow \infty$, we effectively remove the reverse reaction (1.5) from the system. Passing to the limit $\beta \rightarrow \infty$ in (2.13), we obtain the relation

$$k_1 = 4\pi\rho_s(D_A + D_B) \quad (2.14)$$

where ρ_s is the radius in the Smoluchowski model of diffusion-limited reactions [11, 26].

3. The case $\alpha \leq 1$. If $\bar{\sigma} \leq \bar{\rho}$, then the equilibrium equations (2.5)–(2.6) together with the boundary condition (2.10) at infinity have to be replaced by one equation

$$\frac{d^2 \hat{c}}{d\hat{r}^2} + \frac{2}{\hat{r}} \frac{d\hat{c}}{d\hat{r}} - \beta^2 \hat{c} + \frac{\bar{\kappa} \delta(\hat{r} - \alpha)}{4\pi\alpha^2} = 0, \quad \text{for } \hat{r} \leq 1, \quad (3.1)$$

with the boundary condition $\hat{c}(1) = 1$. This takes into account the fact that there is no diffusive flux for $\hat{r} > 1$, i.e. $\hat{c}(\hat{r}) = 1$ for $\hat{r} > 1$. The general solution of the second-order ordinary differential equation (3.1) is given by

$$\hat{c}(\hat{r}) = \frac{a_1}{\hat{r}} e^{\beta\hat{r}} + \frac{a_2}{\hat{r}} e^{-\beta\hat{r}} - \frac{\bar{\kappa} H(\hat{r} - \alpha) \sinh(\beta\hat{r} - \beta\alpha)}{4\pi\alpha\beta\hat{r}},$$

where a_1 and a_2 are real constants which are determined by the boundary condition $\hat{c}(1) = 1$ and the continuity of \hat{c} at the origin. We obtain

$$\hat{c}(\hat{r}) = \frac{4\pi\alpha\beta + \bar{\kappa} \sinh(\beta - \beta\alpha)}{4\pi\alpha\beta \sinh \beta} \frac{\sinh \beta \hat{r}}{\hat{r}} - \frac{\bar{\kappa} H(\hat{r} - \alpha) \sinh(\beta \hat{r} - \beta\alpha)}{4\pi\alpha\beta \hat{r}}. \quad (3.2)$$

Since there is no diffusive flux at $\hat{r} = 1$ at equilibrium, we have

$$\frac{d\hat{c}}{d\hat{r}}(1) = 0.$$

Evaluating this condition for (3.2), we get

$$\bar{\kappa} = \frac{4\pi\alpha(\beta - \tanh \beta)}{\cosh(\beta - \beta\alpha) \tanh \beta - \sinh(\beta - \beta\alpha)} \quad (3.3)$$

which can be expressed in terms of the experimentally measurable quantities k_1 , D_A and D_B , and the model parameters $\bar{\varrho}$, $\bar{\sigma}$ and λ as

$$k_1 = \frac{4\pi\bar{\sigma}(D_A + D_B) \left(\bar{\varrho} \sqrt{\frac{\lambda}{D_A + D_B}} - \tanh \left(\bar{\varrho} \sqrt{\frac{\lambda}{D_A + D_B}} \right) \right)}{\cosh \left((\bar{\varrho} - \bar{\sigma}) \sqrt{\frac{\lambda}{D_A + D_B}} \right) \tanh \left(\bar{\varrho} \sqrt{\frac{\lambda}{D_A + D_B}} \right) - \sinh \left((\bar{\varrho} - \bar{\sigma}) \sqrt{\frac{\lambda}{D_A + D_B}} \right)}. \quad (3.4)$$

3.1. Asymptotic behaviour. Let us consider that the binding radius $\bar{\varrho}$ is fixed. Since k_1 , D_A and D_B are typically given by experiments, the dimensionless parameter $\bar{\kappa}$ is a fixed nonnegative constant. Taking the limit $\alpha \rightarrow 0$ in (3.3), we obtain

$$\lim_{\alpha \rightarrow 0} \bar{\kappa} = 4\pi(\cosh \beta - \beta^{-1} \sinh \beta). \quad (3.5)$$

Since the left-hand side is a nonnegative constant and the right-hand side an increasing function of β , we can solve (3.3) for β . We denote the unique solution of (3.3) as β_c . We have $\beta_c > 0$ because the right hand side of equation (3.5) approaches zero in the limit $\beta \rightarrow 0$.

Considering typical values of the diffusion and reaction rate constants for proteins, namely $D_A = D_B = 10^{-5} \text{ cm}^2 \text{ s}^{-1}$, $\bar{\varrho} = 2 \text{ nm}$ and $k_1 = 10^6 \text{ M}^{-1}$, we find that $\bar{\kappa} \simeq 4.17 \times 10^{-4}$ and $\beta_c \simeq 10^{-2}$, i.e. both $\bar{\kappa}$ and β_c are small parameters. Considering small β and α of order 1, the leading order term in the expansion of (3.3) is $4\pi\beta^2/3$ which is independent of α . Consequently, we observe that (3.5) is actually a good approximation of (3.3) even for α of order 1. This point is illustrated in Figure 1(b), where we plot β defined in (2.4) as a function of $\bar{\kappa}$ for $\alpha = 0$ and $\alpha = 1$. As we can see, it is only when $\bar{\kappa}$ becomes of order 1 that the rate β calculated with (3.3) slightly differs from the one calculated using (3.5). This implies that there exist a realistic parameter regime for $\bar{\kappa}$ for which the parameter α is not influencing the value of the removal rate β , and α can thus be set to 0 or 1. Moreover, this implies for this particular parameter range of $\bar{\kappa}$, we can completely drop the concept of the unbinding radius $\bar{\sigma}$.

4. Geminate recombination. In Sections 2 and 3, we derived formulae (2.12) and (3.4) relating the algorithm parameters with the experimentally measurable quantities. In both cases $\alpha > 1$ and $\alpha \leq 1$, we have one equation for three unknowns $\bar{\varrho}$, $\bar{\sigma}$ and λ . The binding radius $\bar{\varrho}$ describes the range of interaction between molecules. Postulating that $\bar{\varrho}$ is comparable to the experimentally measurable molecular radius,

we are left with two unknowns $\bar{\sigma}$ and λ related by one condition (2.12) (resp. (3.4)). Using the dimensionless parameters (2.4), we can also formulate it as one equation (2.11) (resp. (3.3)) for two unknowns α and β . In particular, different choices of these parameters lead to the same reaction rates. If we want to uniquely specify α and β , we will need an extra equation. In this section, we show that different pairs of α and β (which lead to the same reaction rates) correspond to different probability of geminate recombination (which is properly defined in the next paragraph). This observation can be used to find the missing relation between α and β .

When a molecule of C dissociates, one molecule of A and one molecule of B are introduced to the system. They can have two possible fates. Either, they react again to form the same complex C , or they diffuse away from each other. The first case is called *geminate recombination* [2, 5]. We denote by ϕ the probability of geminate recombination, i.e. the probability that the newly born pair of A and B reacts again. To derive a formula relating ϕ , α and β , we denote by $p(\hat{r})$ the probability that a molecule of A , which is introduced in distance \hat{r} from a molecule of B , will react with B before escaping to infinity. The probability $p(\hat{r})$ is a continuous function with continuous derivative satisfying the equations

$$\frac{d^2 p}{d\hat{r}^2} + \frac{2}{\hat{r}} \frac{dp}{d\hat{r}} = \beta^2(p - 1), \quad \text{for } \hat{r} \leq 1, \quad (4.1)$$

$$\frac{d^2 p}{d\hat{r}^2} + \frac{2}{\hat{r}} \frac{dp}{d\hat{r}} = 0, \quad \text{for } \hat{r} \geq 1, \quad (4.2)$$

and the boundary condition

$$\lim_{\hat{r} \rightarrow \infty} p(\hat{r}) = 0. \quad (4.3)$$

Solving (4.1)–(4.3), we get

$$p(\hat{r}) = 1 - \frac{\sinh(\hat{r}\beta)}{\hat{r}\beta \cosh \beta}, \quad \text{for } \hat{r} \leq 1,$$

$$p(\hat{r}) = \frac{\beta - \tanh \beta}{\hat{r}\beta}, \quad \text{for } \hat{r} \geq 1.$$

Whenever the reverse reaction (1.5) takes place, the initial separation of molecules of A and B is equal to α (in dimensionless variables). Consequently, the probability ϕ of geminate recombination is given as $\phi = p(\alpha)$, i.e.

$$\phi = 1 - \frac{\sinh(\alpha\beta)}{\alpha\beta \cosh \beta}, \quad \text{for } \alpha \leq 1, \quad (4.4)$$

$$\phi = \frac{\beta - \tanh \beta}{\alpha\beta}, \quad \text{for } \alpha \geq 1. \quad (4.5)$$

If a modeller wants to design an algorithm with a given value of the probability ϕ of geminate recombination, then equations (4.4), (4.5) will give the second condition relating the parameters α and β . The first one is (2.11) (resp. (3.3)).

4.1. Asymptotic behaviour. As we observed in Section 3.1, realistic parameters for protein-protein interactions lead to a small value of the dimensionless parameter β . In particular, the second condition relating α and β is not needed because different values of α lead to the same results. Considering the same parameters as

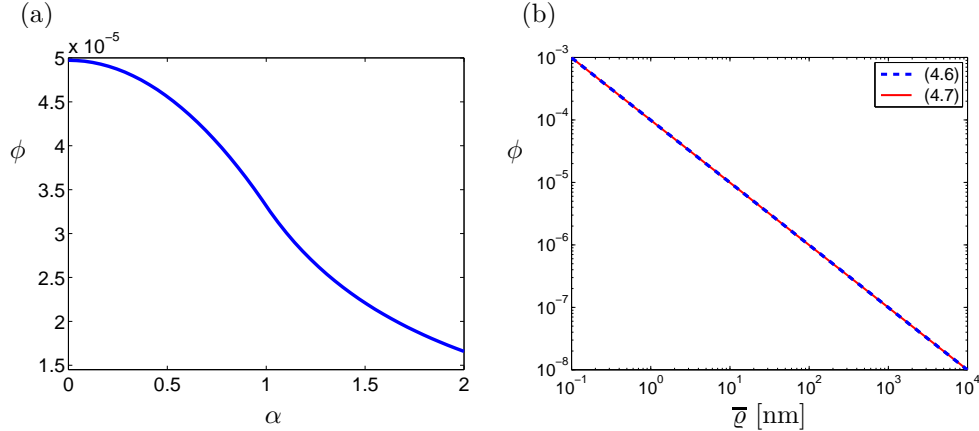


Fig. 2: (a) Geminate recombination probability ϕ as function of α . We use $D_A = D_B = 10^{-5} \text{ cm}^2 \text{ s}^{-1}$, $\bar{\varrho} = 2 \text{ nm}$ and $k_1 = 10^6 \text{ M}^{-1}$. (b) Comparison of the geminate recombination probability ϕ calculated by (4.6) and (4.7). We use $D_A = D_B = 10^{-5} \text{ cm}^2 \text{ s}^{-1}$ and $k_1 = 10^6 \text{ M}^{-1}$.

in Section 3.1, we plot the geminate recombination probability ϕ as a function of the dimensionless ratio α in Figure 2(a). To compute this plot, we use (2.12) or (3.4) to calculate β for a given value of α . Then we calculate ϕ using (4.4),(4.5). In Figure 2(a), we observe that the probability ϕ of geminate recombination is close to zero for all values of α . If $\alpha = 0$, then (4.4) implies

$$\phi = 1 - \frac{1}{\cosh \beta_c}, \quad (4.6)$$

where β_c satisfies (3.5). Since $\beta_c \ll 1$, equations (4.6) and (3.5) give

$$\phi \approx \frac{1}{2}\beta_c^2, \quad \text{and} \quad \bar{\kappa} \approx \frac{4\pi\beta_c^2}{3}.$$

Combining these two equations we obtain $\phi = 3\bar{\kappa}/(8\pi)$. Substituting (2.4) for $\bar{\kappa}$, we get

$$\phi = \frac{3\rho_s}{2\bar{\varrho}}, \quad (4.7)$$

where ρ_s is the reaction radius corresponding to the Smoluchowski model given by (2.14). In Figure 2(b), we plot the geminate recombination probability ϕ as a function of $\bar{\varrho}$ for $\alpha = 0$. We use the same values of D_A, D_B and k_1 as in Figure 2(a) and we vary $\bar{\varrho}$ from 1 \AA (0.1 nm) to thousands of nanometres. We observe that the formula (4.6) (together with (3.5)) gives the same geminate recombination probability ϕ as the approximation (4.7). Finally, let us note that by taking the limit $\beta \rightarrow \infty$ in (4.5), we obtain $\phi = \alpha^{-1} = \bar{\varrho}/\bar{\sigma}$, which is the expression for the geminate recombination probability used in [5].

5. Stochastic simulation algorithm for large time steps. To implement λ - $\bar{\varrho}$ model on a computer, we have to discretize (1.2) using a finite time step Δt . Using the Euler-Maruyama method [23, 12], the position $[X_i(t + \Delta t), Y_i(t + \Delta t), Z_i(t + \Delta t)]$

of the i -th molecule at time $t + \Delta t$ is computed from its position $[X_i(t), Y_i(t), Z_i(t)]$ at time t by

$$\begin{aligned} X_i(t + \Delta t) &= X_i(t) + \sqrt{2D_i\Delta t} \xi_x, \\ Y_i(t + \Delta t) &= Y_i(t) + \sqrt{2D_i\Delta t} \xi_y, \\ Z_i(t + \Delta t) &= Z_i(t) + \sqrt{2D_i\Delta t} \xi_z, \end{aligned} \quad (5.1)$$

where ξ_x, ξ_y, ξ_z are random numbers which are sampled from the normal distribution with zero mean and unit variance. If Δt is “very small”, then the computer implementation of the reversible reaction (1.4) is straightforward. We use (5.1) to update the position of every molecule using $D_i = D_A$ for molecules of A , $D_i = D_B$ for molecules of B and $D_i = D_C$ for molecules of C . Whenever the distance of a molecule of A from a molecule of B is less than the reaction radius $\bar{\varrho}$, the molecules react according to the forward reaction (1.3) with probability $P_\lambda = \lambda \Delta t$. The probability of the reverse reaction (1.5) during one time step is equal to $k_2 \Delta t$. If the complex C dissociates, then we introduce one molecule of A and one molecule of B in a distance $\bar{\sigma}$ apart.

This computer implementation of the reversible reaction (1.4) will only work if the time step Δt is chosen so small that $P_\lambda = \lambda \Delta t \ll 1$, $k_2 \Delta t \ll 1$ and $\gamma \ll 1$, where γ is given by

$$\gamma = \frac{\sqrt{2(D_A + D_B)\Delta t}}{\bar{\varrho}}, \quad (5.2)$$

i.e. γ is the ratio of the average step size in one coordinate during one time step over the reaction radius $\bar{\varrho}$. In this section, we show how the restrictions on the time step Δt can be removed. First of all, the probability that the complex C dissociates during the time interval $(t, t + \Delta t)$ is equal to $1 - \exp(-k_2 \Delta t)$, i.e. the reverse reaction (1.5) is easy to implement for arbitrary time step Δt . We simply use $1 - \exp(-k_2 \Delta t)$ instead of $k_2 \Delta t$ as the probability of dissociation of C during one time step. To relax the restrictions $\gamma \ll 1$ and $P_\lambda = \lambda \Delta t \ll 1$, we slightly reformulate the algorithm [11]. As before, it will make use of three parameters: the reaction radius $\bar{\varrho}$, the unbinding radius $\bar{\sigma}$ and the reaction probability P_λ of the forward reaction (1.3). We postulate that a molecule of A and a molecule of B (which are closer than the reaction radius $\bar{\varrho}$) react with probability $P_\lambda \in (0, 1]$ during the next time step. Therefore, the computer implementation of the reversible reaction (1.4) will make use of the following three steps:

- [i] If the distance of a molecule of A from a molecule of B (at time t) is less than the reaction radius $\bar{\varrho}$, then generate a random number r_1 uniformly distributed in $(0,1)$. If $r_1 < P_\lambda$, then the forward reaction (1.3) occurs, i.e. the molecules of A and B are removed from the system and a new molecule of C is created.
- [ii] For each molecule of C , generate a random number r_2 uniformly distributed in $(0,1)$. If $r_2 < 1 - \exp(-k_2 \Delta t)$, then the reverse reaction (1.5) takes place, i.e. the complex C dissociates, and one molecule of A and one molecule of B are introduced a distance $\bar{\sigma}$ apart.
- [iii] Use (5.1) to update the position of every molecule.

The steps [i]–[iii] are repeated during every time step. In order to use this algorithm, we need to find equations relating parameters $\bar{\varrho}$, $\bar{\sigma}$ and P_λ with the experimentally measurable quantities. If Δt is small, then one condition is given as (2.12) (resp. (3.4)) where $P_\lambda = \lambda \Delta t \ll 1$. However, if P_λ is close to 1, we have to modify the

derivation of these conditions, replacing partial differential equations (2.1)–(2.2) by suitable integral equations [11, 10].

First of all, the conditions depend on the ordering of steps [i]–[iii], i.e. on the ordering of subroutines of the algorithm. Consider the case $P_\lambda = 1$ and $\alpha = \bar{\sigma}/\bar{\varrho} < 1$. If we ordered the subroutines as [ii], [i] and [iii], then each dissociation of a complex C in step [ii] would introduce two new molecules of A and B which are a distance $\bar{\sigma}$ apart. Since [ii] would be immediately followed by [i], the new molecules would have to react again because $P_\lambda = 1$ and their separation is less than $\bar{\varrho}$. In particular, there would be no chance to correctly implement this model for $P_\lambda = 1$ and $\alpha = \bar{\sigma}/\bar{\varrho} < 1$. On the other hand, if we order the subroutines as [i], [ii] and [iii], then the dissociation of C is followed by diffusion of molecules, i.e. the new molecules of A and B can diffuse away of each other. In the rest of this paper, we assume that the subroutines are ordered as [i], [ii] and [iii] during each time step.

As in the case of (2.1)–(2.2), we consider a frame of reference situated in the molecule of B , i.e. molecules of A diffuse with the diffusion constant $D_A + D_B$ and are removed in the ball around origin with probability P_λ during each time step. We use the dimensionless parameters given by (1.6), (2.4) and (5.2). Let $c_k(\hat{r})$ be the concentration of molecules of A at the distance \hat{r} from the origin. Each step of the algorithm changes the concentration which can be schematically described as follows:

$$c_k(\hat{r}) \xrightarrow{[i]} c_k^{[i]}(\hat{r}) \xrightarrow{[ii]} c_k^{[ii]}(\hat{r}) \xrightarrow{[iii]} c_{k+1}(\hat{r}),$$

where $c_k^{[i]}(\hat{r})$ (resp. $c_k^{[ii]}(\hat{r})$) is a concentration at the distance \hat{r} from the origin after step [i] (resp. [ii]). Using the definition of steps [i]–[iii], we find

$$c_k^{[i]}(\hat{r}) = (1 - P_\lambda)\chi_{[0,1]}(\hat{r})c_k(\hat{r}) + \chi_{(1,\infty)}(\hat{r})c_k(\hat{r}), \quad (5.3)$$

$$c_k^{[ii]}(\hat{r}) = c_k^{[i]}(\hat{r}) + \omega \delta(\hat{r} - \alpha), \quad (5.4)$$

$$c_{k+1}(\hat{r}) = \int_0^\infty K(\hat{r}, \hat{r}', \gamma) c_k^{[ii]}(\hat{r}') d\hat{r}', \quad (5.5)$$

where ω is a constant describing the production of molecules of A in one time step and $K(z, z', \gamma)$ is a Green's function for the diffusion equation given by

$$K(z, z', \gamma) = \frac{z'}{z\gamma\sqrt{2\pi}} \left(\exp\left[-\frac{(z-z')^2}{2\gamma^2}\right] - \exp\left[-\frac{(z+z')^2}{2\gamma^2}\right] \right).$$

Substituting (5.3) and (5.4) in (5.5), we obtain

$$c_{k+1}(\hat{r}) = (1 - P_\lambda) \int_0^1 K(\hat{r}, \hat{r}', \gamma) c_k(\hat{r}') d\hat{r}' + \int_1^\infty K(\hat{r}, \hat{r}', \gamma) c_k(\hat{r}') d\hat{r}' + \omega K(\hat{r}, \alpha, \gamma).$$

We are interested to find the fixed point $g(\hat{r})$ of this iterative scheme [11]. At steady state, the mass lost in (5.3) is equal to the mass added in (5.4), i.e. $4\pi\alpha^2\omega = P_\lambda \int_0^1 g(z)4\pi z^2 dz$. Consequently, $g(\hat{r})$ satisfies the following equation

$$\begin{aligned} g(\hat{r}) &= (1 - P_\lambda) \int_0^1 K(\hat{r}, \hat{r}', \gamma) g(\hat{r}') d\hat{r}' + \int_1^\infty K(\hat{r}, \hat{r}', \gamma) g(\hat{r}') d\hat{r}' \\ &+ \frac{P_\lambda K(\hat{r}, \alpha, \gamma)}{\alpha^2} \int_0^1 g(z) z^2 dz. \end{aligned} \quad (5.6)$$

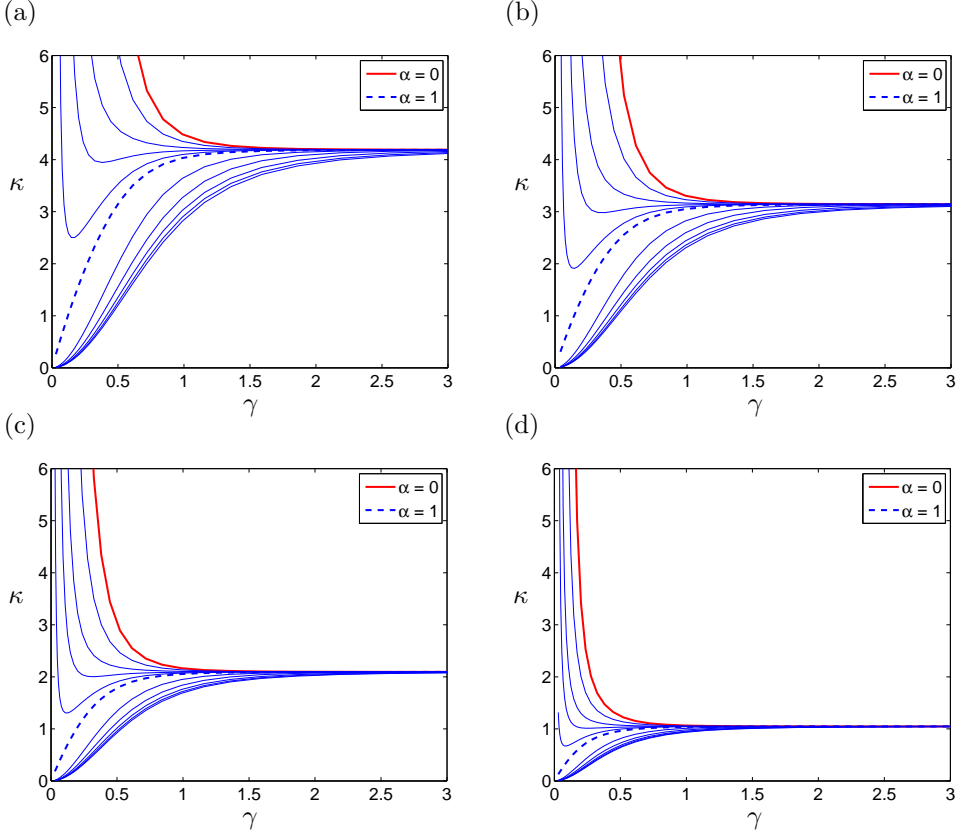


Fig. 3: Relation of κ and γ for different values of α and P_λ : (a) $P_\lambda = 1$; (b) $P_\lambda = 0.75$; (c) $P_\lambda = 0.50$; (d) $P_\lambda = 0.25$.

Then the rate of removing of particles during one time step is

$$\kappa = P_\lambda \int_0^1 4\pi z^2 g(z) dz. \quad (5.7)$$

where κ is the dimensionless reaction rate given by

$$\kappa = \frac{k_1 \Delta t}{\varrho^3}. \quad (5.8)$$

It is worth noting that κ is defined with the help of the time step Δt and it is therefore different from $\bar{\kappa}$ defined by (2.4). In Figure 3, we plot κ as a function of γ , for different values of probability P_λ and ratio α . Figure 3(a) is calculated for $P_\lambda = 1$, which corresponds to the Andrews and Bray model [5]. Panels (b), (c) and (d) in Figure 3 correspond to $P_\lambda = 0.75$, $P_\lambda = 0.5$ and $P_\lambda = 0.25$, respectively. In each panel, the κ - γ curves are plotted for the values of ratio α equal to 0, 0.5, 0.7, 0.8, 0.9, 1, 1.6, 2.5, 4, 6.3 and 10, starting always from the top in each panel. To solve equation (5.6) numerically, we use the condition $g(\hat{r}) \rightarrow 1$ as $\hat{r} \rightarrow \infty$ to truncate the integrals to the finite domain [11]. The integrals over the finite domain are then evaluated by the Simpson rule.

5.1. Probability of geminate recombination. In Figure 3, we observe that there exist various combinations of the parameters γ , P_λ and α for which we obtain the same value of the dimensionless reaction rate κ . Even if we fix γ (which is, roughly speaking, equivalent to choosing the time step Δt), there are still different choices of pairs P_λ and α which lead to the same reaction rate. For example, $\kappa = 1$ and $\gamma = 0.5$ can be achieved both for $P_\lambda = 0.5$, $\alpha = 4.4258$ and $P_\lambda = 0.25$, $\alpha = 0.8887$. As we observed in Section 4, one possible way to distinguish different sets of parameters is by studying the geminate recombination probability. Let $p(\hat{r})$ be the probability that a molecule starting at \hat{r} reacts before it escapes to infinity. It satisfies the equation

$$p(\hat{r}) = P_\lambda \int_0^1 K(\hat{r}, \hat{r}', \gamma) d\hat{r}' + (1 - P_\lambda) \int_0^1 K(\hat{r}, \hat{r}', \gamma) p(\hat{r}') d\hat{r}' + \int_1^\infty K(\hat{r}, \hat{r}', \gamma) p(\hat{r}') d\hat{r}', \quad (5.9)$$

with the boundary condition

$$\lim_{\hat{r} \rightarrow \infty} p(\hat{r}) = 0.$$

The probability of geminate recombination is given as $\phi = p(\alpha)$. Solving (5.9) numerically, we find that the geminate recombination probability is $\phi = 0.12$ for the first case ($P_\lambda = 0.5$, $\alpha = 4.4258$) and $\phi = 0.38$ for the second case ($P_\lambda = 0.25$, $\alpha = 0.8887$) which is a significant difference.

Another possibility to reduce the number of algorithm parameters is by considering the values of realistic measurable parameters for a particular application. This will be shown in the following section for the case of proteins.

6. Illustrative Brownian dynamics results. In the previous sections, we derived relations between the algorithm parameters $\bar{\nu}$, $\bar{\sigma}$, λ (resp. P_λ) and the experimentally measurable quantities. In this section, we illustrate our results using a simple toy problem. We will consider a cubic reactor of the size $L \times L \times L$ where $L = 50$ nm. In the reactor, there are molecules of three chemical species A , B and C which are subject to the reversible reaction (1.4). The molecules diffuse inside the reactor. The boundary of the reactor is considered to be non-reactive (reflective) and we start with 5 molecules of each species in the domain.

Using typical diffusion constants of proteins $D_A = D_B = D_C = 10^{-5}$ cm² s⁻¹, the reaction radius $\bar{\rho} = 2$ nm and the time step $\Delta t = 10^{-9}$ s, we obtain that the dimensionless parameter γ defined by (5.2) is $\gamma = 1$. Considering that typical rate constants of protein-protein interactions are about 10^6 M⁻¹ s⁻¹, we obtain that the dimensionless parameter κ is of the order 10^{-4} . In Figure 4(a), we plot the dependence of the probability P_λ as a function of κ for $\alpha = 0$ and $\alpha = 1$ in the case where $\gamma = 1$. Note that in the case $\alpha = 0$, the equation (5.6) becomes

$$g(\hat{r}) = (1 - P_\lambda) \int_0^1 K(\hat{r}, \hat{r}', \gamma) g(\hat{r}') d\hat{r}' + \int_1^\infty K(\hat{r}, \hat{r}', \gamma) g(\hat{r}') d\hat{r}' + \frac{P_\lambda}{4\pi\gamma^3} \sqrt{\frac{2}{\pi}} \exp\left(-\frac{\hat{r}^2}{2\gamma^2}\right) \int_0^1 g(z) z^2 dz.$$

As we can see, the probability P_λ appears to be independent of α for this particular parameter range of κ . We thus set $\alpha = 1$, i.e. $\bar{\sigma} = \bar{\nu}$. We use $k_1 = 10^6$ M⁻¹ s⁻¹ and $k_2 = 66.7$ s⁻¹. Then equations (5.6)–(5.7) imply that $P_\lambda = 4.95 \times 10^{-5}$ and we can use the steps [i]–[iii] to simulate the illustrative toy model. If the diffusive step [iii]

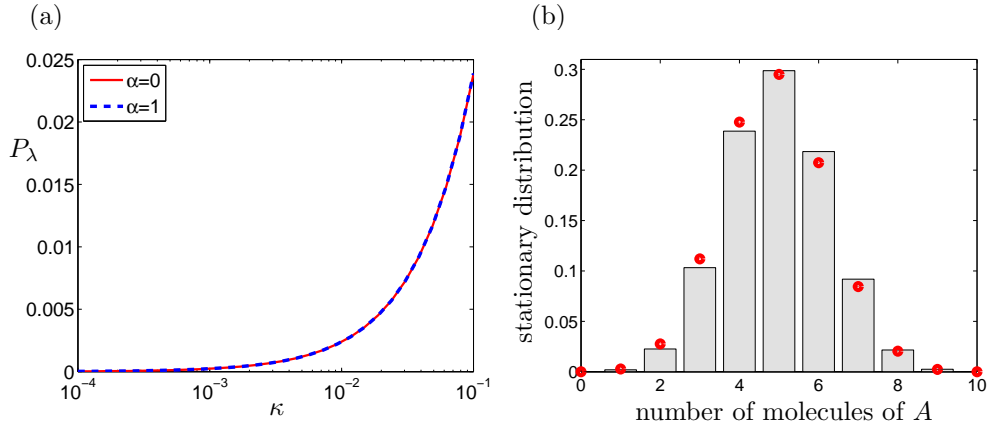


Fig. 4: (a) P_λ as a function of κ for $\alpha = 0$ and $\alpha = 1$, and $\gamma = 1$. (b) Stationary distribution of molecules of A computed by the Brownian dynamics simulation for $P_\lambda = 4.95 \times 10^{-5}$ and $\alpha = 1$.

places a molecule outside the reactor, we return it back using mirror reflection. This is a typical way to implement no-flux boundary conditions. For discussion of more complicated boundary conditions, see [10].

To visualize the results of stochastic simulation, we compute the stationary distribution of the numbers of molecules of A in the whole reactor as follows. We run the simulation for a long time and we record the number of molecules of A at equal time intervals. The resulting (grey) histogram is plotted in Figure 4(b). Since the domain is relatively small, we can make a direct comparison with the stationary histogram obtained by the (spatially-homogeneous, well-mixed) simulation of the reversible reaction (1.4) by the Gillespie SSA [15], which is equivalent to solving the corresponding chemical master equations. The results are plotted as red circles in Figure 4(b). As expected, the comparison with the Brownian dynamics (spatial stochastic simulation) is excellent.

6.1. Geminate recombination. In our second illustrative example, we use the stochastic simulation of $\lambda\bar{\nu}$ model to directly validate our formulae for geminate recombination. We simulate the behaviour of molecules of A , B and C in the cubic reactor as before. Whenever two molecules of A and B are introduced in the system, we check if they react with each other again before reacting with another molecule or hitting the boundary of the reactor. We then approximate the geminate recombination probability, by the ratio of geminate recombination events over the total number of forward reactions (1.3) occurring in the simulation.

Solving (5.9) for the parameters used in Figure 4(b), we find that $\phi = 2.45 \times 10^{-5}$ which is negligible. In order to illustrate the strength of the formula (5.9), we will use different parameter values for which the gemination combination probability is significant, namely $D_A = D_B = D_C = 1 \mu\text{m}^2 \text{sec}^{-1}$, rate constants $k_1 = 1 \mu\text{m}^3 \text{sec}^{-1}$, $k_2 = 0.005 \text{sec}^{-1}$, $L = 20 \mu\text{m}$, $\alpha = 0$, $\gamma = 1$ and different values for the probability P_λ . In Figure 5(a), we compare the results obtained by (5.9) with the results estimated from the Brownian dynamics simulations (red circles). The comparison is very good. We also plot the results estimated from the same stochastic simulation showing how often the molecules of A and B which were created from the same complex C react with

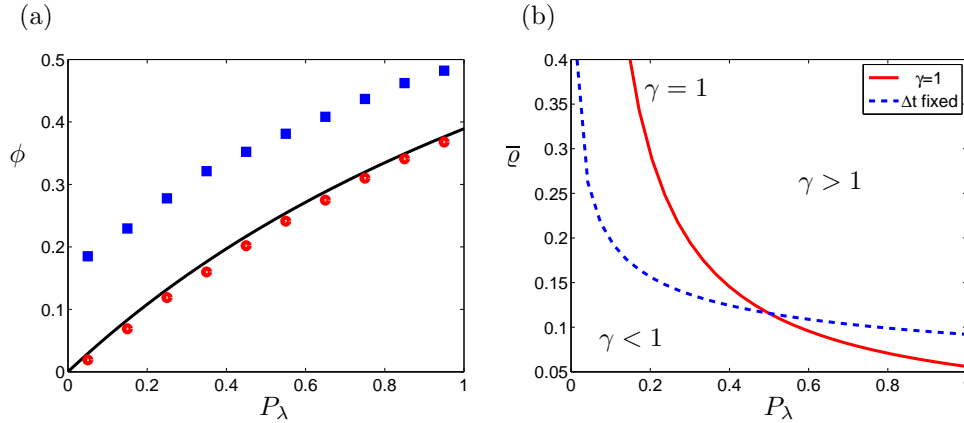


Fig. 5: (a) Comparison of (5.9) with the spatial stochastic simulations algorithm for $\gamma = 1$. (b) Dependence of $\bar{\rho}$ on P_λ calculated for $\gamma = 1$ (red solid line) and for $\Delta t = 33 \times 10^{-4}$ s (blue dashed line).

each other (blue squares). The difference between the (red) circles and (blue) squares is that in the former we do not consider the event to be a geminate recombination if either of the molecules of A or B has hit the domain boundary, before they react again with each other. Thus (blue) squares give an upper estimate of the geminate recombination given by (5.9), because we have finite number of molecules in the box (on average only 5 molecules). In particular the blue squares would approach the theory and the red circles for simulations of a large number of molecules.

In Figure 5(a), we fixed the value of γ as 1, since this is the value for which the spatial stochastic simulation algorithm discussed in Section 5 is the most relevant. In particular, every time we change the probability P_λ , we also change the time step Δt and the reaction radius $\bar{\rho}$. In Figure 5(b), we present the dependence of the binding radius $\bar{\rho}$ on P_λ . Each point on this curve corresponds to a different time step. Another option to compare the results would be to choose Δt to be fixed for all the different probabilities P_λ , which means that γ would have to be different in every simulation. The dependence of the binding radius $\bar{\rho}$ on P_λ for fixed Δt is also plotted in Figure 5(b) for comparison. We choose $\Delta t = 33 \times 10^{-4}$ s, which is the value for which $\gamma = 1$, when $P_\lambda = 0.5$. As we can see in both cases the binding radius $\bar{\rho}$ is a decreasing function of the probability P_λ . When we keep Δt fixed, $\bar{\rho}$ decreases slower than it does in the case of fixed γ , which implies that γ in this case of fixed Δt becomes smaller than 1 as P_λ gets smaller than 0.5.

7. Discussion. Several algorithms for stochastic simulation of reaction-diffusion processes in cell and molecular biology have been proposed in the literature. Some of these methods are lattice-based and can be equivalently described in terms of the reaction-diffusion master equation (RDME) [16, 18]. Approaches to simulate RDME-based models efficiently have been recently proposed [8, 14] and the RDME methods were generalized to unstructured meshes [9], but other open questions remain. For example, the relation of RDME to more detailed off-lattice models [17, 11] and efficient ways to investigate the dependence of simulation results on the model parameters, e.g. efficient bifurcation analysis of stochastic models [24].

In this paper, we studied an alternative approach to stochastic reaction-diffusion

modelling. We presented a class of Brownian dynamics algorithms. These algorithms are off-lattice and can, in principle, provide more details. However, they share some problems with the RDME-based simulations, e.g. all stochastic models are usually more computationally intensive than solving the corresponding deterministic reaction-diffusion partial differential equations. One way to decrease the computational intensity is to consider Brownian dynamics of point-like particles [5]. In [11], we presented $\lambda\text{-}\bar{q}$ approach which provides more flexibility in choosing the reaction radius \bar{q} than one-parameter based models. In this paper, we show that this approach can be generalized to the case of reversible reactions, addressing the criticism mentioned in the recent paper describing the Smoldyn algorithm [4] (page 5). In particular, we show that, in the parameter regime relevant to protein-protein simulation, it is possible to avoid the concept of the unbinding radius $\bar{\sigma}$. We illustrate that the same results can be obtained for $\bar{\sigma} = 0$ and for $\bar{\sigma} = \bar{q}$. If we consider smaller reaction radii or larger reaction rates, then the unbinding radius has to be taken into account. We derived formulae for the probability ϕ of geminate recombination which can be used to select the appropriate algorithm parameters. In particular, we also generalized the results of Andrews and Bray [5] (which were derived for $P_\lambda = 1$), to the case of arbitrary reaction probability $P_\lambda \in (0, 1]$. It is worth noting that the RDME-based approaches do not have special difficulties with simulating reversible reactions, because they can be implemented as two reactions (1.3) and (1.5) in a straightforward way.

Bimolecular reactions are very common in cell biology [21, 1] and therefore, it is important to study their correct implementation in the computational algorithms [11]. However, there are several other issues which needs to be considered in order to simulate realistic spatially-distributed reaction-diffusion systems [27]. Brownian dynamics require extra attention when simulating reactive boundaries (e.g. reactions on the plasma membrane) [10, 3] and one should also have in mind steric interactions, i.e. the consequences of macromolecular crowding inside the cytoplasm [1]. We will address this issue in a future publication.

Acknowledgements. This publication is based on work (JL, KZ, RE) supported by Award No. KUK-C1-013-04, made by King Abdullah University of Science and Technology (KAUST). RE was also supported by the European Research Council Starting Independent Researcher Grant and by Somerville College, Oxford.

REFERENCES

- [1] B. ALBERTS, A. JOHNSON, J. LEWIS, M. RAFF, K. ROBERTS, AND P. WALTER, *Molecular Biology of the Cell*, Garland Science, New York, 2002.
- [2] S. ANDREWS, *Serial rebinding of ligands to clustered receptors as exemplified by bacterial chemotaxis*, *Physical Biology*, 2 (2005), pp. 111–122.
- [3] ———, *Accurate particle-based simulation of adsorption, desorption and partial transmission*, *Physical Biology*, 6 (2009), p. 046015.
- [4] S. ANDREWS, N. ADDY, R. BRENT, AND A. ARKIN, *Detailed simulations of cell biology with smoldyn 2.1*, *PLOS Computational Biology*, 6 (2010), p. e1000705.
- [5] S. ANDREWS AND D. BRAY, *Stochastic simulation of chemical reactions with spatial resolution and single molecule detail*, *Physical Biology*, 1 (2004), pp. 137–151.
- [6] H. BERG, *Random Walks in Biology*, Princeton University Press, 1983.
- [7] B. CORRY, S. KUYUCAK, AND S. CHUNG, *Test of continuum theories as models of ion channels. II. Poisson-Nernst-Planck theory versus Brownian dynamics*, *Biophysical Journal*, 78 (2000), pp. 2364–2381.
- [8] B. DRAWERT, M. LAWSON, L. PETZOLD, AND M. KHAMMASH, *The diffusive finite state projection algorithm for efficient simulation of the stochastic reaction-diffusion master equation*, *Journal of Chemical Physics*, 132 (2010), p. 074101.

- [9] S. ENGBLOM, L. FERM, A. HELLANDER, AND P. LÖTSTEDT, *Simulation of stochastic reaction-diffusion processes on unstructured meshes*, SIAM Journal on Scientific Computing, 31 (2009), pp. 1774–1797.
- [10] R. ERBAN AND S. J. CHAPMAN, *Reactive boundary conditions for stochastic simulations of reaction-diffusion processes*, Physical Biology, 4 (2007), pp. 16–28.
- [11] ———, *Stochastic modelling of reaction-diffusion processes: algorithms for bimolecular reactions*, Physical Biology, 6 (2009), p. 046001.
- [12] R. ERBAN, S. J. CHAPMAN, AND P. MAINI, *A practical guide to stochastic simulations of reaction-diffusion processes*. 35 pages, available as <http://arxiv.org/abs/0704.1908>, 2007.
- [13] D. ERMAK AND J. MCCAMMON, *Brownian dynamics with hydrodynamic interactions*, Journal of Chemical Physics, 69 (1978), pp. 1352–1360.
- [14] L. FERM, A. HELLANDER, AND P. LÖTSTEDT, *An adaptive algorithm for simulation of stochastic reaction-diffusion processes*, Journal of Computational Physics, 229 (2010), pp. 343–360.
- [15] D. GILLESPIE, *Exact stochastic simulation of coupled chemical reactions*, Journal of Physical Chemistry, 81 (1977), pp. 2340–2361.
- [16] J. HATTNE, D. FANGE, AND J. ELF, *Stochastic reaction-diffusion simulation with MesoRD*, Bioinformatics, 21 (2005), pp. 2923–2924.
- [17] S. ISAACSON, *The reaction-diffusion master equation as an asymptotic approximation of diffusion to a small target*, SIAM Journal on Applied Mathematics, 70 (2009), pp. 77–111.
- [18] S. ISAACSON AND C. PESKIN, *Incorporating diffusion in complex geometries into stochastic chemical kinetics simulations*, SIAM Journal on Scientific Computing, 28 (2006), pp. 47–74.
- [19] R. LARSON, H. HU, D. SMITH, AND S. CHU, *Brownian dynamics simulations of a DNA molecule in an extensional flow field*, Journal of Rheology, 43 (1999), pp. 267–303.
- [20] K. LIPKOW, S. ANDREWS, AND D. BRAY, *Simulated diffusion of phosphorylated CheY through the cytoplasm of Escherichia coli*, Journal of Bacteriology, 187 (2005), pp. 45–53.
- [21] H. MARIANAYAGAM, M. SUNDE, AND J. MATTHEWS, *The power of two: protein dimerization in biology*, Trends in Biochemical Sciences, 29 (2004), pp. 618–625.
- [22] S. NORTHRUP AND H. ERICKSON, *Kinetics of protein-protein association explained by Brownian dynamics computer simulation*, Proceedings of the National Academy of Sciences USA, 89 (1992), pp. 3338–3342.
- [23] E. PLATEN, *An introduction to numerical methods for stochastic differential equations*, Acta Numerica, 8 (1999), pp. 197–246.
- [24] L. QIAO, R. ERBAN, C. KELLEY, AND I. KEVREKIDIS, *Spatially distributed stochastic systems: Equation-free and equation-assisted preconditioned computation*, Journal of Chemical Physics, 125 (2006), p. 204108.
- [25] C. SIETOS, M. GRAHAM, AND I. KEVREKIDIS, *Coarse Brownian dynamics for nematic liquid crystals: Bifurcation, projective integration, and control via stochastic simulation*, Journal of Chemical Physics, 118 (2003), pp. 10149–10156.
- [26] M. SMOLUCHOWSKI, *Versuch einer mathematischen Theorie der Koagulationskinetik kolloider Lösungen*, Zeitschrift für physikalische Chemie, 92 (1917), pp. 129–168.
- [27] F. TOSTEVIN, P. TEN WOLDE, AND M. HOWARD, *Fundamental limits to position determination by concentration gradients*, PLOS Computational Biology, 3 (2007), pp. 763–771.
- [28] J. VAN ZON AND P. TEN WOLDE, *Green’s-function reaction dynamics: a particle-based approach for simulating biochemical networks in time and space*, Journal of Chemical Physics, 123 (2005), p. 234910.