

Complex asteroseismology of the hybrid B-type pulsator γ Pegasi: a test of stellar opacities

P. Walczak* and J. Daszyńska-Daszkiewicz**

Institut Astronomiczny, Uniwersytet Wrocławski, ul. Kopernika 11, 51-622 Wrocław, Poland

The dates of receipt and acceptance should be inserted later

Key words stars: early-type - stars: oscillations - stars: individual: γ Pegasi - atomic data: opacities

Using the updated oscillation spectrum of γ Pegasi, we construct a set of seismic models which reproduce two pulsational frequencies corresponding to the $\ell = 0$, p_1 and $\ell = 1$, g_1 modes. Then, we single out models which reproduce other well identified modes. Finally, we extend our seismic modelling by a requirement of fitting also values of the complex, nonadiabatic parameter f associated to each mode frequency. Such complex asteroseismology of the B-type pulsators provides a unique test of stellar metallicity and opacities. In contrast to our previous studies, results for γ Peg indicate that both opacity tables, OPAL and OP, are equally preferred.

© WILEY-VCH Verlag GmbH & Co. KGaA, Weinheim

1 Introduction

Oscillation spectra of the main sequence B-type pulsators are characterized by a low number of frequency peaks and a lack of distinct regularities. Despite of these facts, asteroseismology of these massive stars provides valuable constraints on stellar physics and evolution.

Last years, the most attractive targets for asteroseismic studies have become hybrid pulsators which exhibit low order p/g modes as well as high-order g-modes. This is because these two types of modes sound various parts of the stellar interior. In the case of the early B-type stars, modes typical for the β Cep and SPB type occur simultaneously. The analysis of extensive observations, especially from multisite campaigns, allowed to discover several pulsating variables of the β Cep/SPB type.

The first detected hybrid pulsator of the early B spectral type was ν Eridani (Aerts et al. 2004; Handler et al. 2004; Jerzykiewicz et al. 2005). The next example is 12 Lacertae (Desmet et al. 2009; Handler et al. 2006). Many excellent papers devoted to seismic modeling of these stars have been published, but a limited space of this article does not allow to mention them.

γ Pegasi is one more hybrid pulsator of early B spectral type. Recent analysis of the space based observations from the MOST satellite (Handler et al. 2009) and ground based photometry and spectroscopy (Handler 2009) led to discovery of 14 pulsational frequencies with 8 of the β Cep type and 6 of the SPB type.

Asteroseismic modeling, consisting in fitting theoretical and observational values of pulsational frequencies, can be extended by adding another seismic tool associated to each

mode frequency. Such a tool is the amplitude of the bolometric flux perturbation to the radial displacement, called the f -parameter. This seismic probe was introduced by Daszyńska-Daszkiewicz, Dziembowski & Pamyatnykh (2003, 2005). Theoretical values of f are obtained from stellar pulsation computations and their empirical counterparts are derived from multicolour photometry. The parallel fitting of pulsational frequencies and corresponding values of the f -parameter was termed *complex asteroseismology* by Daszyńska-Daszkiewicz & Walczak (2009). The hybrid pulsators are of particular interest because the dependence of f on pulsational frequency, ν , and the mode degree, ℓ , is completely different for p modes and high-order g-modes.

Complex seismic modeling has been applied to the β Cep star θ Oph (Daszyńska-Daszkiewicz & Walczak 2009) and to ν Eri (Daszyńska-Daszkiewicz & Walczak 2010). In the case of θ Oph, we got a strong preference for the OPAL data. From the ν Eri analysis a contradictory result was obtained: the β Cep-type modes indicate the OPAL opacities whereas the SPB-type modes prefer the OP data.

In this paper we present complex seismic modeling of γ Peg. In Section 2, we give a short description of the star. Section 3 is devoted to mode identification for all detected pulsational frequencies. Results of our seismic modeling are presented in Sections 4. Conclusions end the paper.

2 γ Pegasi

γ Peg (HD 886) is a bright star ($V=2.83$ mag) of the B2IV spectral type. Its low amplitude variability was discovered almost a century ago from the radial velocity observations (Burns 1911). These changes were confirmed by McNamara (1953) who classified γ Peg as the β Cephei pulsating variable.

* e-mail: walczak@astro.uni.wroc.p

** e-mail: daszynska@astro.uni.wroc.p

For dozens of years, γ Peg has been thought to be a monoperoiodic star, pulsating in the radial mode with the period of about 0.15175 d (Jerzykiewicz 1970). Finally, Chapellier et al. (2006) reported discovery of three additional pulsational frequencies; one in the β Cep range and two in the SPB frequency domain. Chapellier et al. (2006) claimed also that this star is a spectroscopic binary with the orbital period of 370.5 d. However, on the basis of space observations from the MOST mission and the ground based photometry and spectroscopy, Handler et al. (2009) and Handler (2009) showed that γ Peg is a single star and the hypothetical orbital variations can be explained by the high-order g-mode pulsation.

In Fig. 1, we show a position of γ Peg in the HR diagram. We included the whole range of the effective temperature, T_{eff} , available in the literature (e.g. Daszyńska-Daszkiewicz & Niemczura 2005; Handler 2009; Huang & Gies 2008; Morel et al. 2006) and the luminosity was calculated from the Hipparcos parallax and the bolometric correction from models of Kurucz (2004). The evolutionary tracks were computed with the Warsaw-New Jersey evolutionary code adopting the OPAL opacities (Iglesias & Rogers 1996) and the newest heavy element mixture by Asplund et al. (2009), hereafter AGSS09. Only evolution on main sequence is shown. The star is a slow rotator with $V_{\text{rot}} \sin i \approx 0$ as determined from the SiIII lines by Telting et al. (2006). The rotational splitting from the possible two components of the $\ell = 1$ triplet gave $V_{\text{rot}} \approx 3$ km/s (Handler et al. 2009). Metallicity of γ Peg is smaller than the solar value. Morel et al. (2006) determined $Z = 0.009 \pm 0.002$ from the optical spectra, whereas Daszyńska-Daszkiewicz & Niemczura (2005) obtained $[m/H] = -0.04 \pm 0.08$ (equivalent to $Z = 0.018 \pm 0.003$) from the IUE ultraviolet spectra. The evolutionary tracks in Fig. 1 were computed at the assumption of the equatorial rotational velocity of 3 km/s, hydrogen abundance of $X = 0.7$, two values of metallicity parameter $Z = 0.010$ and 0.015 and no overshooting from a convective core, $\alpha_{\text{ov}} = 0.0$. Lines labeled as $n = 1$ and $n = 2$ will be discussed later on.

3 Identification of the mode degree, ℓ

To determine the mode degree, ℓ , of the observed frequencies of γ Peg, we made use of the light variations in the Strömgren *uvy* passbands (Handler 2009) and the radial velocity changes (Handler et al. 2009). To this aim we applied three approaches.

In the first case, we compared theoretical and observational values of the amplitude ratios and phase differences between the available passbands and relied on the theoretical values of the f -parameter. The second approach includes also the radial velocity variation. In the third method we used amplitudes and phases themselves and the f -parameter was determined from the observations together with the mode degree, ℓ

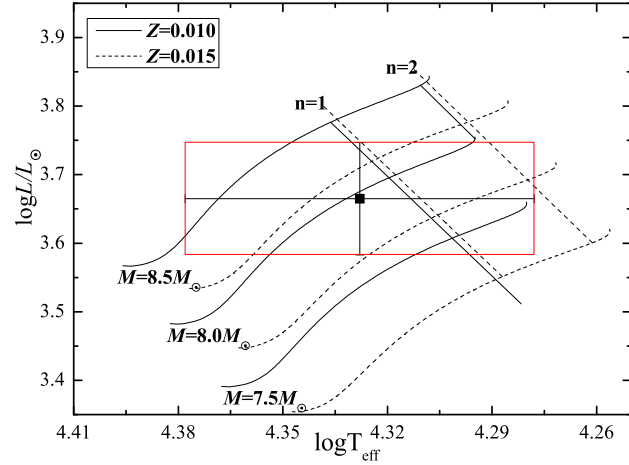


Fig. 1 The observational error box of γ Peg in the HR diagram. The evolutionary tracks were computed for two values of metallicity, Z . Lines of the constant period (0.15175 d) for the fundamental ($n = 1$) and first overtone ($n = 2$) radial mode are also drawn.

(Daszyńska-Daszkiewicz, Dziembowski & Pamyatnykh 2003, 2005). In the case of B-type pulsators, the last method demands the radial velocity measurements to get a unique identification of ℓ .

In Table 1, we give the most probable values of the mode degrees for the γ Peg frequencies from these three approaches. The dominant mode, ν_1 , is certainly radial. The identification of ν_2 is also unique; it is undoubtedly the $\ell = 2$ mode. In the case of ν_3 we did not get a consistent result; it can be $\ell = 1$ or $\ell = 2$. The ν_4 , ν_6 , ν_8 and ν_{12} modes have most probably the degree $\ell = 2$. The ν_5 and ν_{11} frequencies seem to be the dipole modes. Identification of the remaining frequencies are ambiguous, although in the case of ν_{14} only higher degrees are possible, with $\ell = 6$ as most probable. It is interesting that ν_{14} is close to the first overtone radial mode in the γ Peg models, but this identification is excluded by our analysis.

In Fig. 1, we plot lines of a constant period (0.15175 d) corresponding to ν_1 for the fundamental and first overtone radial mode. The discrimination of the radial order, n , can be done from a comparison of the empirical and theoretical values of the f -parameter. This is shown in Fig. 2. In the top panel, we plot the empirical and theoretical values of the f -parameter on the complex plane assuming that the dominant mode is fundamental. The theoretical values of f were calculated for three different metallicities, $Z = 0.010$, 0.012, and 0.015, overshooting parameter $\alpha_{\text{ov}} = 0.0$, hydrogen abundance $X = 0.7$ and the OPAL data. In the bottom panel, we plot the same but we assumed that ν_1 is the first overtone mode. In both cases, we included models that are inside the observational error box of γ Peg. As we can see, an agreement between empirical and theoretical values of the f -parameter can be achieved only if ν_1 is the radial fundamental mode, $n = 1$, and Z is in the range (0.012, 0.015).

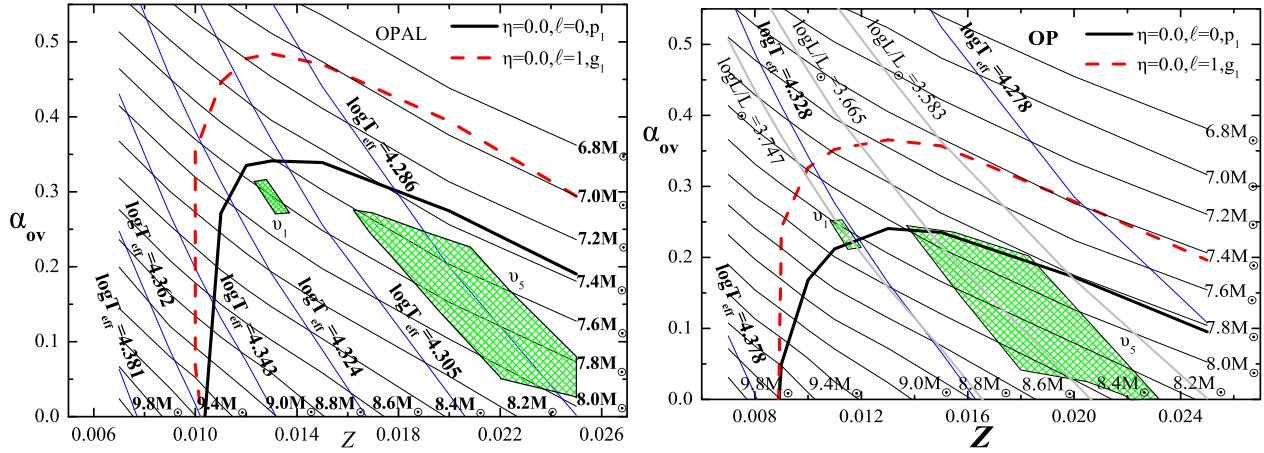


Fig. 3 The overshooting parameter, α_{ov} , as a function of metallicity, Z , for the seismic models of γ Peg found from the fitting of the ν_1 frequency (the $\ell = 0, p_1$ mode) and the ν_5 frequency (the $\ell = 1, g_1$ mode) for hydrogen abundance $X = 0.7$, the OPAL (left panel) and OP opacities (right panel). Hatched areas indicates models fitting f -parameter for ν_1 and ν_5 .

Table 1 The most probable identification of ℓ for the pulsational frequencies of γ Peg from three approaches.

frequency [c/d]	phot. theoretical f	phot.+ V_{rad} theoretical f	phot.+ V_{rad} empirical f
$\nu_1=6.58974$	$\ell=0$	$\ell=0$	$\ell=0$
$\nu_2=0.63551$	$\ell=2$	$\ell=2$	$\ell=2$
$\nu_3=0.68241$	$\ell=1$	$\ell=2$	$\ell=1,2$
$\nu_4=0.73940$	$\ell=2,1$	$\ell=2$	$\ell=1,2$
$\nu_5=6.01616$	$\ell=1,3$	$\ell=1,2$	$\ell=1,0,3$
$\nu_6=0.88550$	$\ell=2$	$\ell=2$	$\ell=2,5$
$\nu_7=6.9776$	$\ell=?$	$\ell=1,2,3,6$	$\ell=?$
$\nu_8=0.91442$	$\ell=2,3,4$	$\ell=1,2$	$\ell=2,3,5$
$\nu_9=6.5150$	$\ell \geq 1$	$\ell=1,2,3,6$	$\ell=?$
$\nu_{10}=8.1861$	$\ell=?$	$\ell=1,2,3,6$	$\ell=?$
$\nu_{11}=0.8352$	$\ell=1,2$	$\ell=1$	$\ell=1,2$
$\nu_{12}=6.0273$	$\ell=?$	$\ell=1,2$	$\ell=2,5$
$\nu_{13}=9.1092$	$\ell=?$	$\ell=1,2,6$	$\ell=?$
$\nu_{14}=8.552$	$\ell \geq 4$	$\ell=6$	$\ell=?$

4 Complex asteroseismology

To compute pulsational models, we used the linear nonadiabatic code of Dziembowski (1977). We started our seismic modeling by fitting two p-mode frequencies: $\nu_1 = 6.58974$ c/d and $\nu_5 = 6.01616$ c/d. A survey of pulsational models showed that if ν_1 is the radial fundamental mode, then ν_5 , identified as $\ell = 1$, can be only g_1 . Here, we assumed that the azimuthal number of ν_5 is $m = 0$. In all computations, we assumed the rotation velocity of $V_{rot} = 3$ km/s and adopted the latest determination of the chemical composition AGSS09. In the left panel of Fig. 3, we present our seismic models fitting ν_1 and ν_5 on the α_{ov} vs. Z plane for the hydrogen abundance of $X = 0.7$ and the OPAL opacities. We depicted the instability borders with the thick solid line for the radial mode, ν_1 , and with the thick dashed line

for the dipole mode, ν_5 . Models that are located below the $\eta = 0$ lines are unstable. We plotted also the lines of constant masses and effective temperatures. Results for the OP tables (Seaton 2005) are quite similar, as can be seen in the right panel of Fig. 3. In both panels, we marked also models which reproduce, within the observational errors, the empirical values of f (hatched areas) of the radial fundamental mode (labeled as ν_1) and of the dipole mode g_1 (labeled as ν_5). The region covering models fitting the f -parameter corresponding to ν_5 is quite large because of larger observational errors in amplitudes and phases. Unfortunately, there is no model fitting the f -parameter for ν_1 and ν_5 simultaneously, regardless of which opacity tables are used. Changing hydrogen abundance did not help in achieving an agreement.

Let us now consider other well identified modes: $\nu_2, \nu_4, \nu_6, \nu_{11}$ and ν_{14} . If we assume that these modes are axisymmetric ($m = 0$), then we can search for pulsational models reproducing additionally one of these five frequencies. In the case of high-order g-modes ($\nu_2, \nu_4, \nu_6, \nu_{11}$), we had to include more than one radial order. In the considered range of the metallicity and overshooting parameter, the ν_2 frequency is $\ell = 2, g_{22}, g_{23}$ or g_{24} mode. The ν_3 frequency is the $\ell = 2, g_{19}$ or g_{20} mode and ν_6 can be the $\ell = 2, g_{16}$ or g_{17} mode. We depicted also the $\ell = 1, g_9$ mode corresponding to ν_{11} , and the $\ell = 6, g_2$ mode corresponding to ν_{14} . Results are presented in Fig. 4. As we can see, models reproducing ν_{11} cross the hatched areas described above. This means that there are models fitting three frequencies: ν_1, ν_5, ν_{11} and the f -parameter for the radial fundamental or dipole g_1 mode. Lines of the ν_2 and ν_6 modes run through the hatched region of ν_5 .

Although we managed to derive the empirical values of the f -parameter for the high-order g-modes, we could not find models reproducing simultaneously the real and imag-

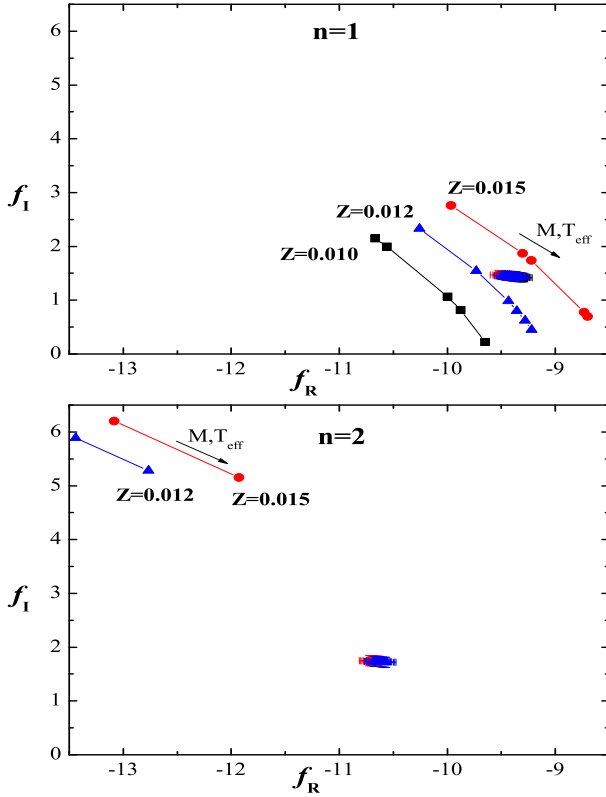


Fig. 2 Comparison of empirical and theoretical values of f for the dominant frequency, ν_1 , on the complex plane. The top and bottom panels correspond to the hypothesis of the fundamental and first overtone radial mode, respectively.

inary part of f for any of the SPB-type mode, neither with the OPAL nor OP opacities.

5 Conclusions

The aim of this paper was to construct seismic models of γ Peg which reproduce both pulsational frequencies and corresponding values of the nonadiabatic complex parameter f . Although we did not fully succeed, we have showed directions and problems that need to be solved.

The first problem we encountered, was that there was no seismic model reproducing simultaneously the f -parameter of the radial (ν_1) and dipole (ν_5) modes. Secondly, there was no seismic model fitting empirical values of the f -parameter for any high-order g-mode.

These inconsistencies can be caused either by the underestimated errors or/and indicate that some additional effects should be included in pulsation modeling. One obvious solution could be inadequacies in the opacity data. Recently, Zdravkov & Pamyatnykh (2009) have suggested increasing opacity by 20-50% around the Z-bump and DOB (Deep Opacity Bump) to explain the observed frequency range of γ Peg. Our further studies will show whether this can help also to solve problems reported in this paper.

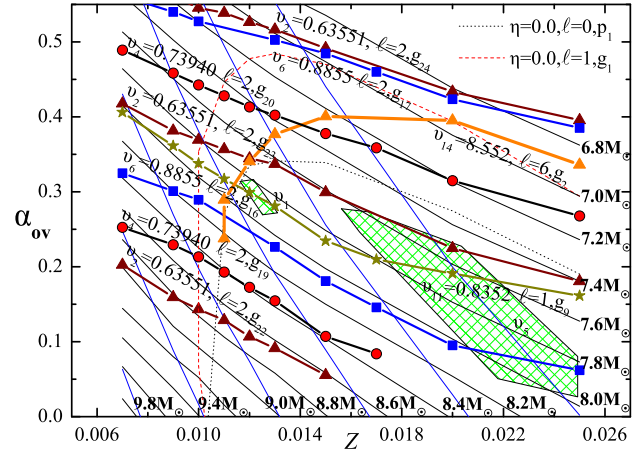


Fig. 4 The same as in the left panel of Fig. 3 but we marked seismic models fitting also the high-order g-mode frequencies ν_2 , ν_4 , ν_6 , ν_{11} and the high degree mode ν_{14} .

Acknowledgements. We gratefully thank Gerald Handler for kindly providing data on photometric and radial velocity variations. This work was supported by the HELAS EU Network, FP6, No. 026138 and the Polish MNiSW grant N N203 379636.

References

- Aerts C., de Cat P., Handler G., et al.: 2004, MNRAS 347, 463
- Asplund, M., Grevesse, N., Sauval, A.J., Scott, P.: 2009, ARA&A 47, 481
- Burns, K.: 1911, LicOB 6, 141
- Chapellier, E., Le Contel, D., Le Contel, J.M., Mathias, P., Valtier, J.-C.: 2006, A&A 448, 697
- Daszyńska-Daszkiewicz J., Dziembowski, W.A., Pamyatnykh, A.A.: 2003, A&A 407, 999
- Daszyńska-Daszkiewicz J., Dziembowski, W.A., Pamyatnykh, A.A.: 2005, A&A 441, 641
- Daszyńska-Daszkiewicz, J., Niemczura, E.: 2005, A&A, 433, 431
- Daszyńska-Daszkiewicz, J., Walczak, P.: 2009, MNRAS 398, 1961
- Daszyńska-Daszkiewicz, J., Walczak, P.: 2010, MNRAS 403, 496
- Desmet, M., Briquet, M., Thoul, A. et al.: 2009, MNRAS 396, 1460
- Dziembowski, W.A.: 1977, AA 27, 203
- Handler, G.: 2009, MNRAS 398, 1339
- Handler, G., Shobbrook, R. R., Jerzykiewicz, M. et al.: 2004, MNRAS 347, 454
- Handler, G., Jerzykiewicz, M., Rodríguez, E. et al.: 2006, MNRAS 365, 327
- Handler, G., Matthews, J.M., Eaton, J.A. et al.: 2009, ApJ 698, 56
- Huang, W., Gies, D.R.: 2008, ApJ 683, 1045
- Iglesias, C.A., Rogers, F.J.: 1996, ApJ 464, 943
- Jerzykiewicz, M.: 1970, AcA 20, 93
- Jerzykiewicz, M., Handler, G., Shobbrook, R.R., Pigulski, A., Medupe, R., Mokgwetsi, T. Thagwane, P., Rodríguez, E.: 2005, MNRAS 360, 619
- Kurucz R.L.: 2004, <http://kurucz.harvard.edu>
- McNamara, D.H.: 1953, PASP 65, 144

- Morel, T., Butler, K., Aerts, C., Neiner, C., Briquet, M.: 2006, *A&A* 457, 651
- Seaton, M.J.: 2005, *MNRAS* 362, 1
- Telting, J.H., Schrijvers, C., Ilyin, I.V., Uytterhoeven, K., De Rider, J., Aerts, C., Henrichs, H.F.: 2006, *A&A* 452, 945
- Zdravkov, T., Pamyatnykh, A.A.: 2009, in *Stellar Pulsation: Challenges for Theory and Observation*, AIP Conf. Proc., eds. J. A. Guzik & P. A. Bradley, Vol. 1170, 388