

****FULL TITLE****
*ASP Conference Series, Vol. **VOLUME**, **YEAR OF PUBLICATION***
****NAMES OF EDITORS****

Four unusual novae observed in Toruń: V2362 Cyg, V2467 Cyg, V458 Vul, V2491 Cyg

E. Ragan¹, M. Mikołajewski¹, T. Tomov¹, W. Dimitrow³, M. Fagas³, T. Kwiatkowski³, A. Schwarzenberg-Czerny^{2,3}, Ch. Buil⁴, E. Swierczyński¹, T. Brożek¹, M. Cikała¹, K. Czart¹, A. Fidos¹, S. Frąckowiak¹, C. Gałań¹, A. Karska¹, M. Kłosińska¹, M. Lewandowski¹, T. Radomski¹, P. Różański¹, M. Więcek¹, P. Wychudzki¹, A. Zajczyk¹, M. Zielińska¹

¹*Uniwersytet Mikołaja Kopernika, Toruń, Polska*

²*Centrum Astronomiczne Mikołaja Kopernika, Warszawa, Polska*

³*Uniwersytet Adama Mickiewicza, Poznań, Polska*

⁴*Castanet Tolosan Observatory, France*

Abstract. We present photometric and spectral observation for four novae: V2362 Cyg, V2467 Cyg, V458 Vul, V2491 Cyg. All objects belongs to the “fast novae” class. For these stars we observed different departures from a typical behavior in the light curve and spectrum.

Introduction

The objects were observed at Torun observatory as a part of the „Targets of opportunity” project. Spectroscopic and photometric observations were obtained between 2006 and 2008. The photometric data were collected using the 60cm Cassegrain telescope and 60/90cm Schmidt Camera. The telescopes are equipped respectively with the CCD SBig STL-1001E and STL-11000M cameras. We also used the data from *SAVS* project (Niedzielski et al. 2003) and the AAVSO association (Henden 2006, 2007, 2008) . Low resolution ($R \sim 1500$) and a objective prism spectroscopy ($R \sim 2500$ near $H\beta$) were taken with the Canadian Copernicus Spectrograph (CCS) and the flint prism attached to the 60/90cm Schmidt-Cassegrain telescope. Medium resolution ($R \sim 6800$) echelle spectra were carried out with 28cm telescope in Castanet Tolosan observatory in France. We also used high resolution echelle spectra ($R \sim 35000$) obtained with a 40cm Newton telescope in Poznan.

V2362 Cyg

Nova V2362 Cyg was discovered by H. Nishimura on Apr. 2, 2006 at 10^m.5 (Nakano et al. 2006) and classified by Siviero et al. (2006) as a „Fe II” type. The light curve shows unusual brightening between 130 and 250 day after the maximum (Fig. 1). Kimeswenger et al. (2008) shown that this event contained about 40% of the total energy radiated during the whole outburst. They also found main properties: the maximum time Apr. 6, 2006, the brightness $m_V = 7^m.8$, the decline times $t_2 = 9^d$, $t_3 = 21^d$ and the distance $D \approx 7.5$ kpc.

The spectra obtained near to both maxima show double P Cyg absorptions in the emission line $H\alpha$ (Fig. 1). At the first maximum the expansion velocities were -770 and -1750 km s^{-1} , between maxima the P Cyg absorption disappeared and emerged in the second maximum with highest velocities -1530 and -2280 km s^{-1} . Simultaneously the $H\alpha$ emission has been significantly broader at the second maximum. An additional red-shifted emission appeared, however the total flux in $H\alpha$, did not increase more than twice.

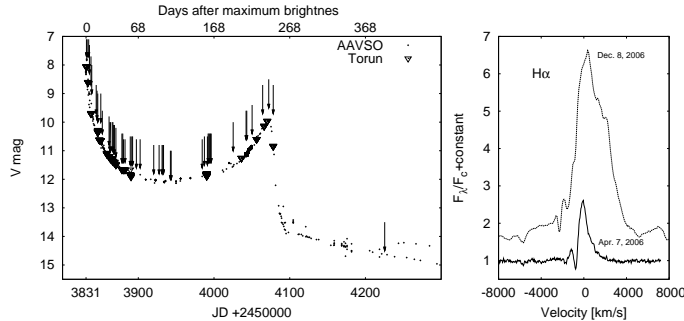


Figure 1. Left: The light curve for V2362 Cyg. The open triangles indicate our photometry, the black diamonds – AAVSO data and the arrows – the times of our spectral observations. Right: $H\alpha$ profiles around the maxima normalized to the local continuum.

V2467 Cyg

Nova V2467 Cyg was discovered by Tago (Nakano et al. 2007) on Mar. 15.8, 2007 at $V = 7^m.4$. The early spectrum obtained on Mar. 16.8, 2007 showed the expansion velocity of about 1200 km s^{-1} in the P Cyg absorption in $H\alpha$ emission line (Nakano et al. 2007). This object was classified by Munari et al. (2007) as “FeII” type. Steeghs et al. (2007) estimated the distance between $1.5\text{--}4$ kpc and the outburst amplitude $\sim 12^m$. Our light curve of V2467 Cyg is shown in Fig. 2. The spectra of V2467 Cyg between Apr. 13, 2007 and May 16, 2007 were dominated by the Balmer emission lines and the extremely strong $\text{OI } 8446\text{\AA}$ emission line, which flux was greater than the flux observed in $H\alpha$ line. The photon emitted by $\text{OI } 8446\text{\AA}$ can be strengthened as a result of pumping of the $\text{Ly}\beta$ photons (Bowen 1947), and the observed fluxes suggest an overabundance of oxygen in this object (Tomov et al. 2007).

V458 Vul

Nova Vulpeculae 2007 was discovered by H. Abe (Nakano 2007a) on 2007 Aug 8.54 UT. at $V = 8^m$. In the beginning the object was classified as a “Fe II” type nova and later as a hybrid nova (Tarasova 2007). The nova presented an unusual light curve (Fig. 3) with fast fading and three short maxima separated by 3–5 days. At each of the maximum we measured velocities of P Cyg absorption

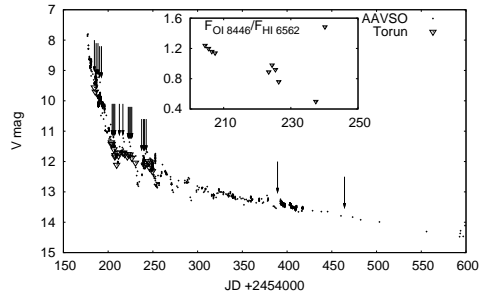


Figure 2. The light curve of V2467 Cyg. The open triangles indicate our photometry, the black diamonds – AAVSO data and arrows – the times of our spectral observations. The inserted box shows the changes of OI 8446Å to H α flux ratio.

observed in H α emission line which were slightly increasing in following maxima. In Fig. 3 we show the evolution of HeI 6678Å. Most characteristic in this line seems to be the „saddle shape” profiles visible after each of the maxima. The full width at zero intensity (FWZI) of this line measured one day after the first, second and the third maximum, was ~ 3000 , ~ 4400 , ~ 5000 km s $^{-1}$ respectively. The most probably, we can see the three independent ejections with the increasing velocities.

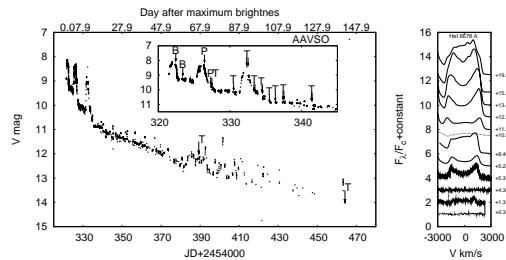


Figure 3. Left: the light curve for V458 Vul. The black diamonds indicate the AAVSO photometric data, the arrows – the times of spectral observations from Toruń (T), Poznań (P) and Castanet Tolosan (B) observatories. Right: the evolution of the HeI 6678Å emission line. The thin lines indicate the spectra obtained in maxima (when the profiles were almost flat), the thick lines – between them.

V2491 Cyg

Nova V2491 Cyg was detected by F. Kabashima and K. Nishiyama on Apr. 10.7, 2008 at 7^m.7 (Nakano 2008). The very broad H α emissions with FWHM of ~ 4000 km s $^{-1}$ were visible on our first spectra on Apr. 11.99, 2008 and Apr. 13.95 (Tomov et al. 2008a). We classified this nova as a „He/N” type with

a post-maximum spectrum of subclass P_n^o (see Williams et al. 1991), and also suggested its similarity to spectra of the recurrent nova U Sco and V394 CrA. Moreover, V2491 Cyg is the second nova which has been observed in X-rays before the outburst (Ibra et al. 2008), the previous was V2487 Oph. On our early spectra, except Balmer emission lines, there were strong lines in the near infrared region: HeI 10083Å, NI 8692, 8212Å, MgII 9226Å. Spectra obtained between Apr. 15 and 25, 2008 showed the double P Cyg absorptions in Balmer emission lines with the velocities from ~ 2700 to ~ 4300 km s $^{-1}$ for the slower, and from ~ 3800 to 6400 km s $^{-1}$ for the faster component. The light curve, the color variations and the evolution of H α and OI 8446Å profiles are shown in Fig. 4.

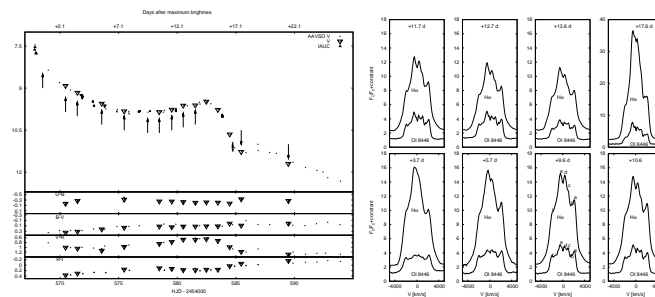


Figure 4. Left: The light curve and the color variations of V2491 Cyg. The open triangles indicate our photometry, the black diamonds – AAVSO data, the black triangles – IAUC publication (Nakano 2008) and the arrows – the times of our spectral observations. Right: evolution of the OI 8446Å and the H α emission line.

Acknowledgments. We acknowledge with thanks the variable star observations from the AAVSO International Database contributed by observers worldwide and used in this research. This work was supported by the Polish MNiSW Grant N203 018 32/2338 and MNiI/MNiSzW grant 1P03D 025 29.

References

- Bowen, I. S., 1947, PASP, 59, 196
- Henden, A., 2006, 2007, 2008, Observations from the AAVSO International Database, private communication
- Ibra, A., et al., 2008, ATel, 1473
- Kimeswenger, S., et al., 2008, A&A, 8821
- Munari, U., et al., 2007, CBET, 897
- Nakano, S., et al., 2006, IAUC, 8697
- Nakano, S., et al., 2007, IAUC, 8821
- Nakano, S., 2007a, CBET, 1027
- Nakano, S., 2008, IAUC, 8934
- Niedzielski, A., et al., 2003, AcA, 53, 281
- Siviero, A., et al., 2006, IAUC, 8702
- Steeghs, D., et al., 2007, ATel, 1031
- Tarasova, T.N., 2007, IBNS, 5807
- Tomov, T., et al., 2008a, ATel, 1475

Tomov, T., et al., 2007, IBVS, 5779
Williams, R.E., et al., 1991, ApJ, 376, 721