

Cluster virial expansion for the equation of state of partially ionized hydrogen plasma

Y. A. Omarbakiyeva,^{1,2,*} C. Fortmann,³ T. S. Ramazanov,² and G. Röpke¹

¹*Institute of Physics, University of Rostock, D-18051, Rostock, Germany*

²*IETP, Al-Farabi Kazakh National University, 96a, Tole bi St., Almaty 050012, Kazakhstan*

³*Department of Physics and Astronomy, University of California Los Angeles, Los Angeles CA 90095, USA*
(Dated: January 13, 2022)

We study the contribution of electron-atom interaction to the equation of state for partially ionized hydrogen plasma using the cluster-virial expansion. For the first time, we use the Beth-Uhlenbeck approach to calculate the second virial coefficient for the electron-atom (bound cluster) pair from the corresponding scattering phase-shifts and binding energies. Experimental scattering cross-sections as well as phase-shifts calculated on the basis of different pseudopotential models are used as an input for the Beth-Uhlenbeck formula. By including Pauli blocking and screening in the phase-shift calculation, we generalize the cluster-virial expansion in order to cover also near solid density plasmas. We present results for the electron-atom contribution to the virial expansion and the corresponding equation of state, i.e. pressure, composition, and chemical potential as a function of density and temperature. These results are compared with semi-empirical approaches to the thermodynamics of partially ionized plasmas. Avoiding any ill-founded input quantities, the Beth-Uhlenbeck second virial coefficient for the electron-atom interaction represents a benchmark for other, semi-empirical approaches.

PACS numbers: 52.25.Kn, 52.20.Hv

I. INTRODUCTION

The thermodynamics of dense plasmas, in particular hydrogen, has become an important topic. Models of planetary interiors and stars depend on the equation of state (EOS) of the most abundant elements [1]. Reliable EOS data for hydrogen are indispensable for the planning and conduction of inertial confinement fusion experiments [2]. Within the quantum statistical approach to the EOS, numerical techniques like density-functional theory and quantum molecular dynamics simulations have been elaborated [3]. Alternatively, analytical approaches have been derived using many-body perturbation theory [4] that yield, e.g., rigorous results for limiting cases, such as the low density limit, that are hardly accessible by numerical methods.

A rigorous result for systems with short-range interaction is the Beth-Uhlenbeck formula that expresses the second virial coefficient in terms of the scattering phase-shifts and the bound state energies [5]. Some generalizations have been performed to obtain results for a larger range of densities by including medium effects, see [6, 7] for charged particle systems or [8] for nuclear systems. Another particularly successful method to investigate strongly correlated many-particle systems is the cluster-virial expansion [9]. In addition to the elementary constituents, the different bound states (cluster) are considered as new reacting species in thermal equilibrium. The thermodynamic properties are expanded in terms of the fugacities of the various components of the system and cluster-virial coefficients are introduced. In the case

of nuclear systems [9–11], one can consider the nucleons, deuterons (two-body cluster), and alpha-particles (four-body cluster) as well as possible further nuclei as the components of the system. For ionic plasmas, electrons, ions, atoms, and molecules are such components. Another example is the electron-hole exciton system [12, 13].

The cluster-virial expansion represents a “chemical” picture in the sense that the virial is expanded in orders of the fugacities of the different components (single-particle states, bound states) in the system. In contrast, the traditional virial expansion is a “physical” picture, i.e. the fugacities of elementary particles, such as electrons and nuclei, are the expansion variables. In the physical picture, bound states appear in higher order virial coefficients; their treatment involves sophisticated mathematics. On the other hand, bound states are naturally included already in the lowest order of the chemical picture. For special parameter values, bound state formation gives the leading contribution, e.g. in atomic or molecular gases. The chemical picture accounts for these main terms already in the lowest order of the virial expansion, whereas within the physical picture we have to consider higher orders of the expansion to identify the leading contributions.

We consider a partially ionized hydrogen plasma, which consists of three components as electrons (e), ions (i), and hydrogen atoms (a). The formation of heavier clusters, such as molecules or molecular ions, can also be included but this is not considered in the present work. Restricting ourselves to these three components, the relevant interactions are the elementary Coulomb interaction ($e-i$, $e-e$, $i-i$) and the more complex interaction ($e-a$, $i-a$, $a-a$) with the atoms. The Coulombic contributions to the EOS have been investigated extensively elsewhere, see Ref. [6], and will not be given here.

*Electronic address: yultuz@physics.kz

The treatment of electron-atom interaction in EOS studies is still an open question. A widely used method consists in constructing an effective electron-ion potential. The pseudopotential method allows to include medium effects and thereby to enlarge the region of applicability of the cluster-virial expansion. Such pseudopotentials should reproduce calculated phase-shifts and experimental scattering data. The disadvantage of the pseudopotential method is that it depends on a local, energy-independent potential that can be introduced only in certain approximations to replace the energy dependent three-particle T-matrix. Well-known examples are the Buckingham potential [14], see also more recent approaches [15]. Other semiempirical methods, such as the excluded volume concept [16] discussed below, depend on free parameters that lack a proper quantum-statistical foundation.

In this work, we overcome the shortcomings of the pseudopotential method by deriving results for the electron-atom virial coefficient that are based on experimental data for the electron-atom scattering cross-section. Therefore, our results represent benchmarks for the electron-atom contribution to the EOS, only limited by the accuracy of measured scattering data. We compare our results to different pseudopotential calculations. As an example, we construct a separable pseudopotential for the electron-atom interaction, and consider medium effects such as self-energy and Pauli blocking.

We present results for the EOS, in particular the pressure, composition, and chemical potentials for temperatures in the range of $T \leq 10^5$ K and for densities in the order of $n \leq 10^{21} \text{ cm}^{-3}$, where $n = n_e^{\text{total}} = n_i^{\text{total}}$ denotes the total number density of electrons or ions, respectively, that are found in free or bound states, and obey the neutrality condition. For these parameter values, the hydrogen plasma is moderately coupled with the plasma parameter $\Gamma = e^2/(4\pi\epsilon_0 k_B T d) < 1$, where $d = (3/4\pi n)^{1/3}$ is the average interparticle distance. Effects of Fermi degeneracy are weak for $\Theta = k_B T/E_F \geq 1$, with the Fermi energy $E_F = \hbar^2(3\pi^2 n)^{2/3}/2m_e$ where, more consistently, only the density of free electrons should be taken. With increasing density and/or decreasing temperatures, the system becomes degenerate.

The present work is organized as follows: In Sec II, we briefly review the cluster-virial expansion and the Beth-Uhlenbeck formula for the second virial coefficient. Section III contains the calculation of the scattering phase-shifts for the electron-atom system, both via experimental differential cross sections and phase-shifts from appropriate pseudopotentials. In Sec. IIIE, the phase-shifts are used to calculate the corresponding second virial coefficient. Based on these results, corrections for the pressure and the chemical potentials are calculated in Sec. IV. Sec. V contains the presentation of the generalized Beth-Uhlenbeck approach and the calculation of the density dependent second virial coefficient. Conclusions are drawn in Sec. VI.

II. CLUSTER VIRIAL EXPANSION AND THE BETH-UHLENBECK FORMULA

The canonical partition function of an interacting many-particle system at temperature T , volume V , composed of N_c particles per species c ($c = e, i, a$) carrying spin s_c , reads

$$Z^{\text{can}}(T, V, N_c) = \text{Tr} \{ \exp(-\beta H) \} , \quad (1)$$

with $\beta = 1/k_B T$. Here and in the following, the spin of particles of species c is implicitly taken as $s_e = 1/2$ for electrons, $s_i = 1/2$ for protons and for atoms in the singlet state (antiparallel spins of electron and proton) $s_{a,\text{singlet}} = 0$, and $s_{a,\text{triplet}} = 1$ for the triplet state (parallel spins of e and i). We neglect hyperfine splitting of the atomic levels.

The Hamiltonian

$$H = \sum_c \sum_{j=1}^{N_c} \left[E_c^{(0)} + \frac{p_j^2}{2m_c} \right] + \frac{1}{2} \sum_{cd} \sum_{j=1}^{N_c} \sum_{k=1}^{N_d} ' V_{cd}(\vec{r}_j - \vec{r}_k) \quad (2)$$

contains, besides the kinetic energy of each particle, the mutual interaction, represented by the two-particle interaction potential $V_{cd}(\vec{r}_j - \vec{r}_k)$. The prime indicates that self-interaction is excluded, and the energies for each component are gauged to $E_c^{(0)}$ if the particles are at rest. From a relativistic approach, $E_c^{(0)}$ is given by the rest mass containing the binding energy. In our nonrelativistic approach, we choose the gauge relatively to the rest mass of the elementary particles so that $E_c^{(0)}$ is the binding energy of the composites.

Using the Mayer cluster expansion [17], we arrive at the virial expansion for the free energy $F = -k_B T \ln Z^{\text{can}}$ valid for short-range potentials,

$$F(T, V, N_c) = F_{\text{id}}(T, V, N_c) - k_B T V \left\{ \sum_{cd} n_c n_d b_{cd} + \sum_{cde} n_c n_d n_e b_{cde} + \dots \right\}. \quad (3)$$

$F_{\text{id}}(T, V, N_c) = k_B T \sum_c N_c \left[\ln \left(\frac{\Lambda_c^3 N_c}{V g_c} \right) - 1 + \beta E_c^{(0)} \right]$ is the free energy for the classical ideal (i.e. non-interacting) system, where $\Lambda_c = (2\pi\hbar^2/k_B T m_c)^{1/2}$ denotes the thermal wavelength of species c , and $n_c = N_c/V$ the particle number density of the component c , $g_c = 2s_c + 1$ is the spin degeneracy factor. The expansion coefficients b_{cd} and b_{cde} are the second and third virial coefficients, respectively. They are determined by the interaction, but also by degeneracy terms.

Having the virial coefficients at our disposal, we can easily derive the thermodynamic properties of the system under consideration. E.g. for the pressure and the chemical potential the following expressions are found using

the standard thermodynamic relations:

$$p(T, V, N_c) = p_{\text{id}}(T, V, N_c) - k_B T \left\{ \sum_{cd} n_c n_d b_{cd} + 2 \sum_{cde} n_c n_d n_e b_{cde} + \dots \right\}, \quad (4)$$

$$\mu_c(T, V, N_c) = \mu_{c,\text{id}}(T, V, N_c) - k_B T \left\{ 2 \sum_d n_d b_{cd} + 3 \sum_{de} n_d n_e b_{cde} + \dots \right\}, \quad (5)$$

where $p_{\text{id}}(T, V, N_c) = k_B T \sum_c \frac{N_c}{V}$ and $\mu_{c,\text{id}}(T, V, N_c) = k_B T \ln \left(\frac{\Lambda_c^3 N_c}{V g_c} \right) + E_c^{(0)}$ are the ideal parts of the pressure and the chemical potential, respectively (for the hydrogen atom the degeneracy factor is $g_a = 4$). Note that in relativistic approaches the chemical potentials are gauged including the rest mass of the constituents, as discussed for the Hamiltonian (2).

Working with the grand canonical ensemble, it is convenient to introduce the fugacities $z_c = e^{\beta(\mu_c - E_c^{(0)})}$ and to expand the grand canonical potential with respect to the fugacities [17], see also App. A,

$$J = -pV = -k_B T V \left[\sum_c \frac{g_c}{\Lambda_c^3} (z_c + \sum_d \tilde{b}_{cd} z_c z_d + \dots) \right], \quad (6)$$

where $\tilde{b}_{cd} = b_{cd} g_d / \Lambda_d^3$ are the dimensionless second virial coefficients. In the low density case $n_c \Lambda_c^3 \ll 1$, the relation $z_{c,\text{id}} = n_c \Lambda_c^3 / g_c$ results for the ideal system. Since the different ensembles are equivalent in the thermodynamic limit, the fugacity expansion is shown to be equivalent to the expansion with respect to the particle densities after substitution of the variables; for details see Ref.[17].

Chemical equilibrium for a reaction $\nu_a A + \nu_b B \rightleftharpoons \nu_c C$ between the components A, B, C gives the relation $\nu_a \mu_a + \nu_b \mu_b = \nu_c \mu_c$. This way, the thermodynamic potentials finally depend only on the total densities of the constituents, or their chemical potentials, since the total number of the constituent particles is conserved. The densities of the composites or their chemical potentials can be eliminated, using a mass action law or a Saha equation.

Note that it is possible to derive the cluster virial expansion in a systematic way, starting from a quantum statistical approach [10]. The spectral function of the elementary particle propagators is related to the self-energy. Within a cluster decomposition of the self-energy,

the contribution of the different clusters can be identified considering partial sums of ladder diagrams. The first-principle approach gives a consistent introduction of the chemical picture avoiding double countings, and allows for systematic improvements.

In this paper we are concerned with the evaluation of the second virial coefficient that describes the non-ideality corrections in lowest order with respect to the densities. According to Beth and Uhlenbeck [4, 5, 18], for a central symmetric interaction potential the following formula has been derived, which relates the second virial coefficient to the energy eigenvalues $E_{n\ell}^{cd}$ of the two-particle bound state $|n\ell\rangle$ and the scattering phase-shifts $\eta_\ell^{cd}(E)$ describing the two-particle scattering states,

$$b_{cd} = \frac{\Lambda_d^3}{g_d} \left[\delta_{cd} \tilde{b}_{cd}^{(0)} + \tilde{b}_{cd}^{\text{bound}} + \tilde{b}_{cd}^{\text{sc}} \right], \quad (7)$$

where

$$\tilde{b}_{cd}^{(0)} = \begin{cases} 2^{-5/2} & (\text{ideal Bose gas}) \\ -2^{-5/2} & (\text{ideal Fermi gas}) \end{cases} \quad (8)$$

is the second virial coefficient for the ideal quantum gas.

In this work we calculate the second virial coefficient for the $e - a$ contribution. The spin degrees of freedom of the bound electron and the scattering electron give rise to a singlet (antiparallel electron spins) and a triplet (parallel electron spins) scattering state; the proton spin contributes a spin degeneracy factor $g_i = 2$. The total second virial coefficient $b_{ae} = b_{ea}$ is defined with the total density of atoms and electrons. It is decomposed into the singlet contribution and the triplet contribution, so that $b_{ae} = b_{ae}^{\text{singlet}} + b_{ae}^{\text{triplet}}$. For convenience, we introduce the dimensionless coefficient \tilde{b} that appears in the fugacity expansion as $\tilde{b}_{ea} = \frac{g_a}{\Lambda_a^3} b_{ea}$, $\tilde{b}_{ae} = \frac{g_e}{\Lambda_e^3} b_{ae}$. Note that \tilde{b}_{ea} is no longer symmetric with respect to a change of indices, instead, we find $\tilde{b}_{ea} = 2 \left(\frac{m_a}{m_e} \right)^{3/2} \tilde{b}_{ae}$. Since $m_e \ll m_a$ we have $\Lambda_{ea}^3 / \Lambda_a^3 \approx 1$, from which follows that the dimensionless second virial coefficient is again the sum of the corresponding dimensionless singlet and triplet coefficients, $\tilde{b}_{ae} = \tilde{b}_{ae}^{\text{singlet}} + \tilde{b}_{ae}^{\text{triplet}}$.

The bound part of the second virial coefficient for the singlet state $\tilde{b}_{ae}^{\text{bound,singlet}}$ has the following form:

$$\tilde{b}_{ae}^{\text{bound,singlet}} = \frac{1}{4} \sum_{\ell=0}^{\infty} (2\ell+1) \sum_{n \geq \ell+1} e^{-\beta E_{n\ell}^{ae}}, \quad (9)$$

where ℓ denotes the angular momentum of the two-particle system. The scattering part of the second virial coefficient $\tilde{b}_{ae}^{\text{sc}}$ consist of the singlet and triplet parts:

$$\tilde{b}_{ae}^{\text{sc,singlet}} = \frac{1}{4} \sum_{\ell=0}^{\infty} (2\ell+1) \left[\frac{1}{\pi} \int_0^{\infty} e^{-\beta E} \frac{d}{dE} \eta_{\ell}^{ae,\text{singlet}}(E) dE \right] \quad (10)$$

$$\tilde{b}_{ae}^{\text{sc,triplet}} = \frac{3}{4} \sum_{\ell=0}^{\infty} (2\ell+1) \left[\frac{1}{\pi} \int_0^{\infty} e^{-\beta E} \frac{d}{dE} \eta_{\ell}^{ae,\text{triplet}}(E) dE \right] \quad (11)$$

At this point, we would like to make a short note regarding different forms of the Beth-Uhlenbeck formula Eq.(7) that can be found in the literature. We use formula Eq.(7), which has been derived originally by Beth and Uhlenbeck [5], see also Refs [17, 18]. After partial integration of the Eq.(7) one obtains another form for the Beth-Uhlenbeck formula, see e.g. [8, 9], where the scattering phase shift arises instead of its derivative, and from the integration an additional term $-\eta_{\ell}^{cd}(0)/\pi$ appears, which is sometimes condensed into the bound part [9].

Coming back to the partially ionized plasma, the virial expansion is diverging for the long-range Coulomb interaction. This refers to the $e-e$, $e-i$, $i-i$ contributions. Partial summations lead to convergent results, and the expansion of the thermodynamic potentials contains also terms with $n_c^{1/2}$ and $\log n_c$, see [6]. The contribution of the scattering and bound parts of the second virial coefficient for atom-atom interaction was calculated in Ref. [19]. In this work, we evaluate the second virial coefficient Eq. (7) for the electron-atom interaction.

III. ELASTIC ELECTRON-ATOM SCATTERING AND PHASE-SHIFTS

A. Experimental data and first-principle calculations

The Beth-Uhlenbeck formula relates the second virial coefficient to few-body properties. For the electron-atom contribution, the relevant quantities are the phase-shifts for the elastic electron-atom scattering as well as the possible bound state energies. No direct measurements of the electron-atom scattering phase-shift are available in the literature, only scattering cross-sections (i.e. the modulus of the phase-shift) have been measured. Accurate data for the angular resolved scattering cross-section were obtained by Williams *et al.* [20] for electron energies between 0.58 eV and 8.7 eV and by Gilbody *et al.* [21] for 3.4 eV, see the review in Ref. [22]. The data are shown in Figs. 1 and 2. A bound state H^- is measured at energy (0.754 ± 0.002) eV [23]. In this measurement, the electron affinity was obtained via the threshold energy for photodissociative formation of ion pairs from H_2 [23]. The ion pair threshold was combined with the ionization

potential of the hydrogen atom and the bound dissociation energy of H_2 to obtain a lower bound to the electron affinity. This result is in agreement with the theoretical value of 0.75421 eV reported by Pekeris [24] for the singlet bound state of H^- .

Theoretical calculations for the $e-a$ scattering phase-shifts are abundant. The spins of the two electrons are combined to a singlet or triplet state, whereas the orbitals are determined by a three-body Schrödinger equation and the symmetry condition for fermions. Frequently used methods are the close-coupling approximation [25], the R-matrix method [26], direct numerical solution of the Schrödinger equation [27], the wave expansion method [28, 29], and variational calculations. Using the variational method, Schwartz *et al.* [30] obtained the phase-shifts for the s -waves (orbital momentum $\ell = 0$ of the $e-a$ system) in the singlet and triplet channels. For higher orbital moments $\ell = 1, 2$ calculations have been performed by Armstaed [31] and Register [32]. Comparing the experimental data with results of numerous theoretical approaches, see Refs [20, 32, 33], it was concluded that the variational approach is the most reliable and most accurate method in reproducing the experimental scattering cross-sections.

In Figs. 1 and 2 we show the differential cross-section as calculated from the phase-shifts given in Refs [30, 32] compared to the experimental data from Ref. [20]. Good agreement between theory and experiment is observed for scattering angles larger than $\theta \simeq 25^\circ$. Deviations below 25° are due to the neglect of higher orbital momenta $\ell > 2$ in the variational calculations [20].

B. Polarization potential models

Before presenting results for the second $e-a$ virial coefficient using the data given above, we discuss the introduction of pseudopotentials. One of the advantages of introducing pseudopotentials is the possibility to describe medium effects such as screening and quantum degeneracy. Polarization effects at long distances and exchange effects at short distances play a key role in the $e-a$ interaction in a dense plasma. Below we use polarization potential models, which include these many-body features to calculate the scattering phase-shifts. Of course, the introduction of a local and instant pseudopotential for the $e-a$ interaction is only an approximation. A rigorous

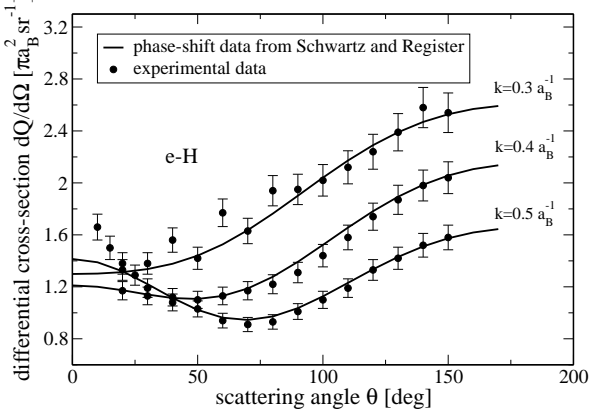


FIG. 1: Differential electron-atom ($e-a$) scattering cross-section as a function of the scattering angle for electron wavenumber $k = 0.3 a_B^{-1}$, $k = 0.4 a_B^{-1}$, $k = 0.5 a_B^{-1}$; solid lines - phase-shift data from the variational method [30, 32], circles - experimental data [20].

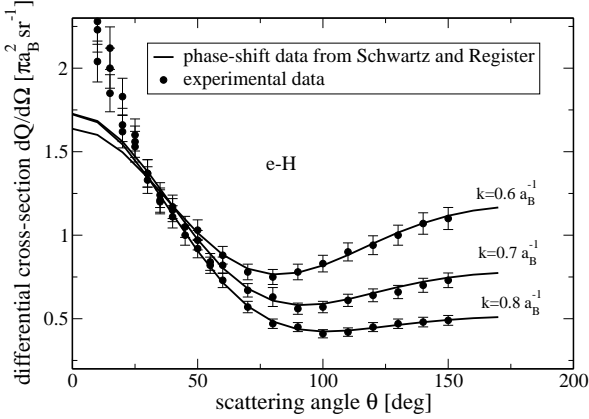


FIG. 2: Differential electron-atom ($e-a$) scattering cross-section as a function of the scattering angle for electron wavenumber $k = 0.6 a_B^{-1}$, $k = 0.7 a_B^{-1}$, $k = 0.8 a_B^{-1}$.

treatment involves the three-particle T matrix, which is non-local due to exchange effects and depends on energy. We do not describe this problem in detail here.

We calculate the phase-shifts on the basis of the wave expansion method [29]. This approach yields the phase-shift as the solution to the so-called Calogero [28] equation,

$$\frac{d\eta_\ell^{cd}(k, r)}{dr} = -\frac{1}{k}U(r) \left[\cos \eta_\ell^{cd}(k, r) J_\ell(k, r) - \sin \eta_\ell^{cd}(k, r) n_\ell(k, r) \right]^2 \quad (12)$$

which is a first order non-linear differential equation.

Here, $J_\ell(k, r)$ and $n_\ell(k, r)$ are the Rikatti-Bessel functions [34], $U(r) = (2m_r/\hbar^2)V_{cd}(r)$, $V_{cd}(r)$ is the interaction potential and m_r is the reduced mass of the two-particle system $c-d$. As initial condition we apply $\eta_\ell^{cd}(k, 0) = 0$, thereby fixing the arbitrary phase-offset. The phase-shifts are defined by $\eta_\ell^{cd}(k) = \lim_{r \rightarrow \infty} \eta_\ell^{cd}(k, r)$ and depend only on the wavenumber k . As its main advantage, the wave expansion method allows to study directly the influence of the interaction potential on the phase-shifts. Secondly, equation (12) is easier to solve than the full Schrödinger equation applying, e.g., variational methods.

As the electron-atom interaction potential we consider the Buckingham model [14]

$$V_{ea}(r) = -\frac{\alpha e^2}{2(r^2 + r_0^2)^2}, \quad (13)$$

$\alpha = 4.5 a_B^3$ is the hydrogen atom polarizability (here and henceforth we measure distances in units of the Bohr radius, $a_B = 0.529 \text{ \AA}$). The cutoff radius r_0 is used to regularize the behaviour at small distances. Its value given in the literature [35] is $r_0 = 1.4565 a_B$. However, we suggest here the use of a different value $r_0 = 1.033 a_B$, which yields the correct H^- ion ground state energy $E_0 = -0.7542 \text{ eV}$ as the eigenvalue of the effective radial Schrödinger equation [6]. At large distances $r \gg r_0$ the Buckingham potential describes the typical $1/r^4$ behaviour of the electron potential energy in the field of the polarizable H-atom.

Secondly, we employ the polarization potential model that was suggested for semiclassical plasmas in Ref. [15]:

$$V_{ea}(r) = -\frac{e^2 \alpha}{2r^4(1 - 4\lambda_e^2/r_D^2)} \times \left(e^{-Br}(1 + Br) - e^{-Ar}(1 + Ar) \right)^2, \quad (14)$$

where $A^2 = (1 + \sqrt{1 - 4\lambda_e^2/r_D^2})/(2\lambda_e^2)$, $B^2 = (1 - \sqrt{1 - 4\lambda_e^2/r_D^2})/(2\lambda_e^2)$, and $\lambda_e = \Lambda_e/2\pi$ is the electron thermal de Broglie wave-length, $r_D = [\epsilon_0 k_B T / n_e^{\text{free}} e^2]^{1/2}$ is the Debye radius due to electrons. This model depends on two parameters λ_e and r_D . At large distances the RDO potential is weaker than the Buckingham model (13) due to screening. The strength of the model at short distances is given by $-\alpha e^2/8\lambda_e^4$. Fixing $r_D = 4.84 a_B$ and $\lambda_e = 0.62 a_B$, the H^- ground state energy is found at the correct energy.

At this point we want to remark that the bound state occurs only in the singlet scattering channel, due to the strongly repulsive exchange interaction in the triplet channel. However, neither the Buckingham model, Eq. (13), nor the RDO model, Eq. (14), take into account this exchange effect. A convenient method to overcome this problem consists in using a separable potential [36, 37]. This will be discussed in the following subsection III C.

C. Separable potential method

Separable potentials have been used extensively in nuclear physics to parametrize the nucleon-nucleon interaction [36]. It can be shown that any interaction potential can be approximated by a sum of separable potentials [38].

We characterize different channels by spin and angular momentum and assume that there is no coupling between different channels. We consider a rank-two separable potential in momentum representation to describe attraction at long distances and repulsion at short distances,

$$V(p, p') = \lambda_1 w_1(p) w_1(p') + \lambda_2 w_2(p) w_2(p') \quad (15)$$

where $w_1(p)$, $w_2(p)$ are Gaussian form factors $w_i(p) = \exp(-p^2/b_i^2)$, and λ_i , b_i are the strength and interaction range, respectively. We determine these parameters by fitting the phase-shifts obtained from the separable potential to the experimental data. Thereby we exploit the definition of the phase-shifts as the argument of the T-matrix,

$$\tan \eta(p) = \frac{\Im T(p, p', \frac{p^2}{2m_r})}{\Re T(p, p', \frac{p^2}{2m_r})}, \quad (16)$$

The calculation of the T-matrix for the separable potential, which amounts to the solution of the effective Schrödinger equation

$$\frac{p^2}{2m_r} \psi(p) + \sum_{p'} V(p, p') \psi(p') = E_0 \psi(p), \quad (17)$$

is detailed in the App. B.

Fig. 3 shows the phase-shifts for the singlet and triplet scattering channels obtained by the separable potential in comparison with data of Ref. [30]. The best fit parameters are summarized in Tab. I. Column 4, 5 and 6 give the scattering length a and the effective range R from the effective radius theory, and the binding energy E_0 used to fix two of the parameters λ_i and b_i , the remaining two being fixed directly by comparison to the experimental phase-shifts. The effective radius theory was applied e.g. in Ref. [39] to calculate the influence of atomic and molecular contributions to the EOS of hydrogen plasma. However, the effective radius theory is limited to s -wave scattering, and therefore to low energies. Furthermore, in Ref. [39], the spin dependence of the $e-a$ interaction is neglected.

Choosing $\lambda_2 = 0$ and $b_2 = 0$ in Eq. (15), a rank-one separable potential is obtained. Parameters of a rank-one separable potential are given in the Tab. I (bottom part). Using the properties of the T-matrix (see Refs. [6, 36]), we found the binding energy E_0 of the H^- ion for both versions of the separable potentials, given in the last column of Tab. I. The experimental value of the binding energy is $E_0 = -0.0277$ Hartree (-0.7542 eV) [23]. The two-particle properties, i.e. scattering phase-shifts and

TABLE I: Parameters of the rank-two and rank-one separable potentials (λ_1, λ_2 , in Hartree, and b_1, b_2 in a_B), the scattering length (a), the effective range (R), the binding energy (E_0) for the singlet ($S = 0$) and the triplet ($S = 1$) channels of s -wave.

	λ_1	λ_2	b_1	b_2	a/a_B	R/a_B	E_0 , Hartree
rank-two separable potential							
$S = 0$	-25.4	10	0.8	0.787	5.965	—	-0.06899
$S = 1$	37	40	0.8	0.787	1.97	—	—
rank-one separable potential							
$S = 0$	-45.4	0	0.4705	0	5.965	3.32	-0.0474
$S = 1$	77.67	0	0.9	0	1.77	1.1	—

the bound state properties, can be reproduced in certain approximation by separable potentials. We expect that increasing the rank of the potential, the experimental values for the two-particle properties are better realized.

D. Phase shifts data

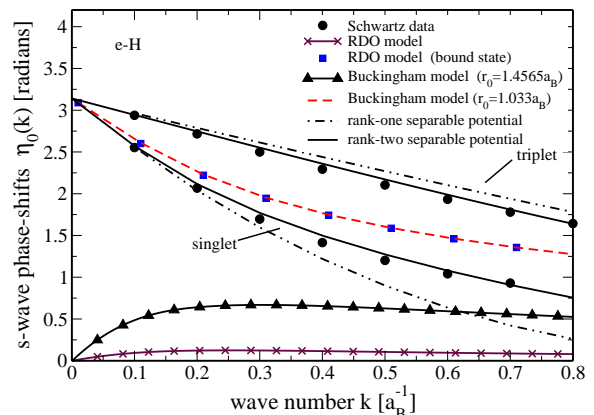


FIG. 3: Electron-atom (e-H) scattering phase-shifts as a function of wave number k for $\ell = 0$. Shown are experimental data of Schwartz [30] for the singlet and triplet channels, model calculations using the Buckingham [Eq.(13)] and the RDO pseudopotential [Eq.(14)] at different parameters, as well as different separable potentials.

Using the potentials (13) and (14), the Calogero equation (12) is solved. The s -wave scattering phase-shifts obtained in this way are plotted as a function of the wavenumber k in Fig. 3. We compare our calculations to the experimentally validated data by Schwartz *et al.*, employing different choices for the cutoff parameter r_0 in the case of the Buckingham potential, and r_D and λ_e for the RDO potential.

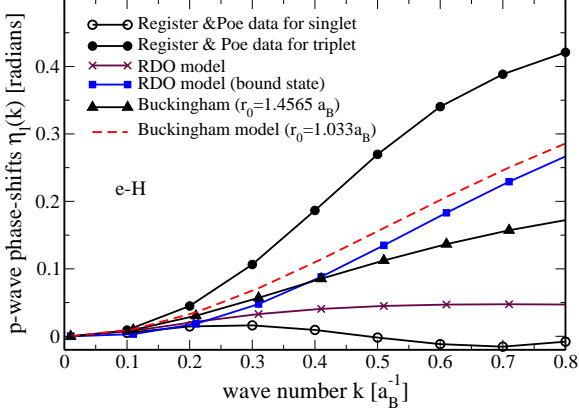


FIG. 4: Electron-atom (e-H) scattering phase-shifts as a function of wave number k for $\ell = 1$.

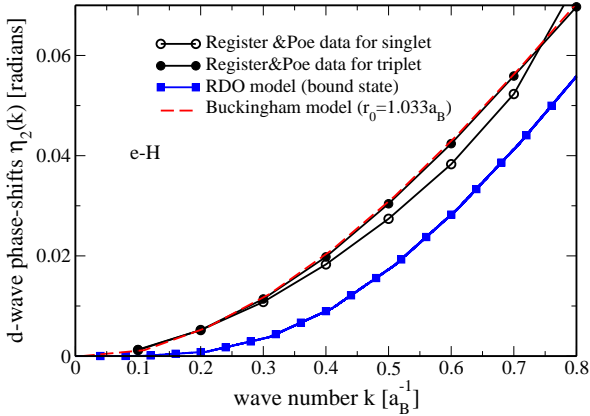


FIG. 5: Electron-atom (e-H) scattering phase-shifts as a function of wave number k for $\ell = 2$.

At $k = 0$, the singlet phase-shifts from [30] tend to $\eta_0 = \pi$, corresponding to one bound state as follows from the classical Levinson theorem [40], $\eta(0) = n\pi$ (n is number of bound states). The polarization potential method gives a bound state if the screening parameters that reproduce the correct H^- binding energy are applied (red dashed curve for Buckingham potential, $r_0 = 1.033 a_B$ and blue square curve for RDO potential, $r_D = 4.84 a_B$ and $\lambda_e = 0.62 a_B$). Taking the original screening parameters in both models, we find vanishing phase-shifts at $k = 0$, i.e. no bound state. The solid line and dash-dotted line correspond to phase-shifts for rank-two and rank-one separable potential, respectively. The phase-shifts from the rank-two separable potential fully coincide with the experiments, whereas the results for the rank-one separable potential deviate at high values of k (respectively E).

We consider the s -wave scattering phase-shifts in the triplet channel in Fig. 3. At zero-energy the phase-shift starts off at π . Having in mind that the effective interaction between the electron and atom in the triplet channel is repulsive, this behavior obviously contradicts Levinson's theorem that predicts the scattering phase-shift to increase by π with every occurring bound state. To resolve this inconsistency, the classical Levinson theorem for one-body problems has been generalized for the scattering on a compound target by Rosenberg and Spruch [41]. The generalized Levinson theorem states that the phase-shift at vanishing energy is $\eta(0) = (n_{\text{Pauli}} + n)\pi$, where n_{Pauli} is the number of states from which the particle is excluded by the Pauli principle. n_{Pauli} is defined by the number of nodes in the one-particle wave function. Application of the generalized Levinson theorem to the electron-hydrogen triplet scattering shows the one-particle wave function has one node, that means the zero-energy triplet phase shift is a nonzero multiple of π [42]. Since the triplet electron-hydrogen wave function is spatially antisymmetric, the equivalent one-body wave function is orthogonal to the hydrogenic ground-state function and must have at least one node. Thus, our result for the behavior at zero-energy of the triplet phase-shift does not predict a triplet bound state H^- . This agrees with previous investigations of scattering of electrons on hydrogen atoms at low energies, where the scattering length was defined under the assumption that the negative hydrogen ion H^- can be formed only in the singlet channel [43–47]. In our calculations of the second virial coefficient we consider only the singlet bound state of H^- .

Figs. 4 and 5 show the calculated phase-shifts for p and d waves, respectively. For comparison, the data from variational calculations [32] are also presented. The phase-shift is zero (no bound states) at the origin and increases monotonically. The phase-shifts for $\ell = 1$ and $\ell = 2$ are very small in comparison to the s -wave data for the low-energy range. In general, terms from higher orbital moments are negligible for low-energies. Hence, we only apply phase-shift data for $\ell = 0, 1, 2$ in further calculations.

E. Results for the second virial coefficient

The good agreement between experimental cross-sections and the variational scattering phase-shifts from Refs. [30, 32] allows us to use the latter as “experimentally confirmed” data for calculations of the second virial coefficient using the Beth-Uhlenbeck formula (7). The phase-shifts obtained from pseudopotential models (13) and (14) are not applied here to calculate \tilde{b}_{ae} .

Tab. II and III show results for the normalized second virial coefficients $\tilde{b}_{ae}^{\text{sc,singlet}}(T)$, $\tilde{b}_{ae}^{\text{bound,singlet}}(T)$ for the singlet channel and $\tilde{b}_{ae}^{\text{sc,triplet}}(T)$ for the triplet channel, respectively. The second, third and fourth columns of both tables present data for the contribution of s , p

and d waves to the scattering part of the second virial coefficient for singlet and triplet channels, respectively. Higher order contributions are small and negligible for this temperature range. The singlet bound part of the second virial coefficient for the singlet channel is shown as the fifth column of Tab. II. The binding energy is taken as $E_B^{eH} = -0.7542$ eV [23]. The full scattering part of the second virial coefficient is shown in the sixth column of both tables. The last column of the Tab. III presents the results for the full second virial coefficient: $b_{ae}(T) = \tilde{b}_{ae}^{\text{sc,singlet}}(T) + \tilde{b}_{ae}^{\text{sc,triplet}}(T) + \tilde{b}_{ae}^{\text{bound,singlet}}(T)$.

We find that the scattering contributions to the second virial coefficient increases with temperature in contrast to the bound state contribution. In Tabs. II and III the s -wave contribution to the second virial coefficient is the dominant term, p -wave and d -wave contributions are of the order of few percent.

IV. EQUATION OF STATE AND THERMODYNAMICS

A. Composition

The virial expansion allows to determine a thermodynamic potential that gives all thermodynamic variables. We discussed the free energy $F(T, V, N_c)$ or the grand potential $-pV = J(T, V, \mu_c)$. Because of reactions in the system, the particle numbers of the different components are related by the chemical equilibrium conditions so that the number of independent variables is reduced. In the case of a hydrogen plasma considered here, we start from the particle numbers of free electrons, free ions, and atoms, disregarding heavier clusters. The atomic density is related to the free electron and ion density due to the Saha equation that follows from the equilibrium condition $\mu_e + \mu_i = \mu_a$. The remaining two particle numbers, $N_c^{\text{tot}} = N_c + N_a$ with $c = e, i$, will coincide if a charge-neutral plasma is considered so that we end up with only one particle number $N = N_e^{\text{tot}} = N_i^{\text{tot}}$ for a charge-neutral hydrogen plasma in chemical equilibrium.

To derive the composition from the chemical equilibrium condition we express the chemical potentials in terms of the densities, see Eq. (5). In lowest order of the cluster virial expansion, the ideal Saha equation

$$\frac{1 - \alpha}{\alpha^2} = n_e^{\text{tot}} \Lambda_e^3 \exp[\beta I^{\text{eff}}(n_e, T)] , \quad (18)$$

is obtained for the degree of ionization $\alpha = n_e/n_e^{\text{tot}}$, where $I_{\text{id}}^{\text{eff}}(n_e, T) = |E_a^0|$.

We will not discuss here the more general expressions where the excited states and higher clusters are included [6]. The thermal wavelength for the atom was approximated by the thermal wavelength for the ion.

Taking the non-ideal terms into account, e.g. according to a virial expansion, the composition follows from a Saha equation with shifted energies [4]

$$I^{\text{eff}}(n_e^{\text{tot}}, n_i^{\text{tot}}, T) = |E_a^0| - \Delta_a + \Delta_e + \Delta_i . \quad (19)$$

The energy shifts Δ_c of the different components can be obtained from density expansions. As an approximation we take the Debye shift $\Delta_e = \Delta_i = -\kappa e^2/2$ due to the Coulomb interaction between the charged particles, $\kappa = [n_e^{\text{free}} e^2 / \epsilon_0 k_B T]^{1/2}$ is the inverse Debye screening length. These terms are of the order $n_e^{1/2}$. The bound energy shift Δ_a is not taken into account here because it is of higher order in density.

In Fig. 6 we plot the solution of the Saha equation (18) in dependence of the total electron density for temperatures $T = 15000$ K, 20000 K, and 30000 K. The degree of ionization is decreasing with increasing density due to formation of bound states. The effective bound state ionization energy I^{eff} is lowering due to plasma screening. Ultimately, this leads to the Mott effect, i.e. the non-thermal ionization at high densities, due to the lowering of the ionization threshold, leads to the abrupt increase of the ionization degree, see also Refs. [4, 6]. We refrain from giving an exhaustive description of the Mott effect including more sophisticated analysis of the shifts and restrict ourselves only to the general behavior of the ionization degree. Note, that the virial expansion can only be applied to the low density range where the corrections are small.

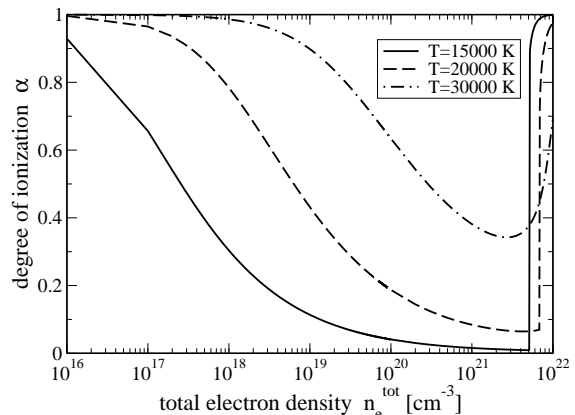


FIG. 6: Degree of ionization as a function of the total electron density for three different temperatures, $T = 1.5, 2, 3 \cdot 10^4$ K.

B. Chemical potential, free energy, pressure

To discuss the contribution of electron-atom scattering to the chemical potential (5), free energy (3), and pressure (4) we rewrite the definitions as

$$\Delta\mu_{ea} = \mu^e(T, n_c) - \mu_{\text{id}}^e = -2k_B T n_a b_{ea}(T) , \quad (20)$$

$$\begin{aligned} \Delta F_{ea} &= F(T, n_c) - F_{\text{id}} = p(T, n_c)V - p_{\text{id}}V \\ &= -2k_B T V n_e n_a b_{ea}(T) . \end{aligned} \quad (21)$$

The remaining contributions to the second virial coefficient due to the other combinations of components will

TABLE II: The singlet scattering and bound parts of the second virial coefficient for $e-H$ interaction. Contribution of different partial waves and bound state contribution are given.

$T, \text{ K}$	$\tilde{b}_{ae}^{\text{sc,singlet}}, s\text{-wave}$	$\tilde{b}_{ae}^{\text{sc,singlet}}, p\text{-wave}$	$\tilde{b}_{ae}^{\text{sc,singlet}}, d\text{-wave}$	$\tilde{b}_{ae}^{\text{bound,singlet}}$	$\tilde{b}_{ae}^{\text{singlet full}}$
5000	-0.0499	0.0012	0.0007	1.4401	1.3922
6000	-0.0541	0.0015	0.0008	1.0756	1.0239
7000	-0.0578	0.0017	0.0010	0.8732	0.8181
8000	-0.0611	0.0018	0.0012	0.7468	0.6887
9000	-0.0642	0.0020	0.0013	0.6613	0.6005
10000	-0.0670	0.0021	0.0015	0.6000	0.5366
11000	-0.0696	0.0022	0.0016	0.5541	0.4883
12000	-0.0720	0.0022	0.0018	0.5185	0.4505
13000	-0.0743	0.0023	0.0019	0.4902	0.4202
14000	-0.0765	0.0023	0.0021	0.4672	0.3952
15000	-0.0785	0.0024	0.0022	0.4481	0.3742
20000	-0.0873	0.0024	0.0029	0.3873	0.3054
30000	-0.1004	0.0022	0.0043	0.3347	0.2409
40000	-0.1099	0.0019	0.0057	0.3111	0.2089
50000	-0.1172	0.0016	0.0072	0.2978	0.1894
60000	-0.1230	0.0015	0.0088	0.2892	0.1765
70000	-0.1276	0.0015	0.0105	0.2833	0.1678
80000	-0.1312	0.0017	0.0125	0.2789	0.1620
90000	-0.1340	0.0022	0.0148	0.2755	0.1584
100000	-0.1361	0.0028	0.0172	0.2728	0.1568

TABLE III: The triplet scattering part of the second virial coefficient for $e-H$ interaction. Contribution of different partial waves, last column: full second virial coefficient \tilde{b}_{ae} .

$T, \text{ K}$	$\tilde{b}_{ae}^{\text{sc,triplet}}, s\text{-wave}$	$\tilde{b}_{ae}^{\text{sc,triplet}}, p\text{-wave}$	$\tilde{b}_{ae}^{\text{sc,triplet}}, d\text{-wave}$	$\tilde{b}_{ae}^{\text{triplet full}}$	$\tilde{b}_{ae} \text{ full}$
5000	-0.0548	0.0121	0.0024	-0.0402	1.3519
6000	-0.0604	0.0147	0.0029	-0.0426	0.9812
7000	-0.0654	0.0174	0.0033	-0.0446	0.7735
8000	-0.0702	0.0200	0.0038	-0.0462	0.6425
9000	-0.0746	0.0227	0.0043	-0.0475	0.5529
10000	-0.0788	0.0254	0.0048	-0.0485	0.4880
11000	-0.0828	0.0281	0.0053	-0.0494	0.4389
12000	-0.0866	0.0307	0.0057	-0.0501	0.4004
13000	-0.0902	0.0333	0.0062	-0.0506	0.3695
14000	-0.0937	0.0360	0.0067	-0.0510	0.3442
15000	-0.0970	0.0386	0.0071	-0.0512	0.3230
20000	-0.1121	0.0512	0.0094	-0.0514	0.2539
30000	-0.1367	0.0742	0.0139	-0.0485	0.1924
40000	-0.1567	0.0943	0.0183	-0.0440	0.1648
50000	-0.1735	0.1117	0.0224	-0.0393	0.1501
60000	-0.1882	0.1270	0.0264	-0.0347	0.1418
70000	-0.2012	0.1405	0.0302	-0.0304	0.1373
80000	-0.2128	0.1525	0.0338	-0.0264	0.1355
90000	-0.2233	0.1635	0.0372	-0.0226	0.1358
100000	-0.2328	0.1735	0.0403	-0.0189	0.1379

not be discussed here, see [4, 6].

As mentioned before, the second virial coefficient can be decomposed into the singlet and triplet channel and it is given as the sum of scattering and bound state contributions,

$$b_{ea}(T) = b_{ae}(T) = \frac{\Lambda_e^3}{2} \left[\tilde{b}_{ae}^{\text{sc,singlet}}(T) + \tilde{b}_{ae}^{\text{sc,triplet}}(T) + \tilde{b}_{ae}^{\text{bound,singlet}}(T) \right]. \quad (22)$$

The various terms are given in Tabs II and III,

In Fig. 7, we plot the e -H scattering contribution to the chemical potential $\Delta\mu_{ea} = -2k_B T n_a b_{ea}(T)$ as a function of the total electron number density for $T = 10000$ K and $T = 15000$ K. In a similar way, we treat the e -H contribution to the free energy $\Delta F_{ea} = -2k_B T V n_e n_a b_{ea}(T)$ and to the pressure $\Delta p_{ea} = -2k_B T n_e n_a b_{ea}(T)$.

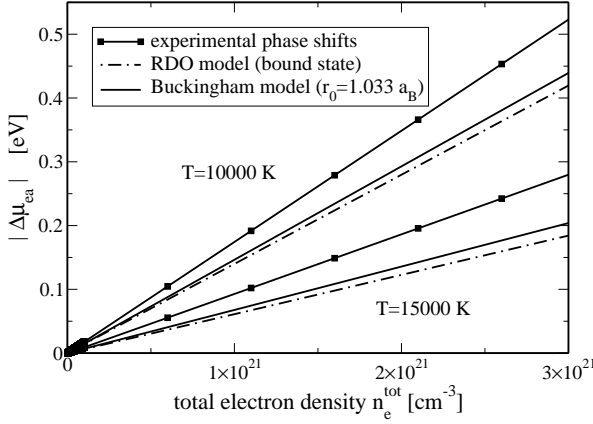


FIG. 7: Contribution of electron-hydrogen interaction to the chemical potential as a function of the total electron density; squares represent calculations based on experimental phase-shift data, the solid line uses the Buckingham pseudopotential, the dot-dashed line uses the RDO model.

C. Comparison of the results with the excluded volume concept

An alternative approach to evaluate the non-ideality term due to the neutral atoms is the excluded volume concept [16]. The excluded volume is defined by the filling parameter $\eta = \frac{4}{3}\pi r_a^3 n_a$ as the volume that is occupied by atoms such that the effective volume available for the moving particles is $V^* = V(1 - \eta)$. The atom radius r_a is an empirical parameter of the order of a_B that has been fixed in different ways (see Ref. [16]). Within the excluded volume concept, the non-ideality part of the free

energy reads

$$\begin{aligned} \Delta F_{ea}^{\text{ex}} &= F_{\text{id}}(T, V^*, N_e, N_i, N_a) - F_{\text{id}}(T, V, N_e, N_i, N_a) \\ &= \frac{4}{3}\pi r_a^3 k_B T N_a [n_e + n_i + n_a]. \end{aligned} \quad (23)$$

The corresponding second virial coefficient for the electron-atom pair results as

$$b_{ea}^{\text{ex}} = -\frac{2}{3}\pi r_a^3. \quad (24)$$

It is instructive to note that this expression is equal to the classical second virial coefficient within the Beth-Uhlenbeck approach using a hard-sphere electron-ion potential with the hard-sphere radius equal to the atom radius of the excluded volume concept r_a [16]. It does not depend on the temperature of the system. For a typical atom radius of $r_a = 1.0 a_B$ we find $b_2^{\text{class}} = b_{ea}^{\text{ex}} = -3.1 \times 10^{-25} \text{cm}^3$.

In Fig. 8 we show the second virial coefficient for the triplet state, calculated by the Beth-Uhlenbeck formula using the experimental phase-shifts from [30] in comparison with the excluded volume virial coefficient for different values of r_a . In the triplet state we have a strong repulsion between electrons and atoms, hence the hard-sphere potential can be expected to give reasonable results. Because of the bound state formation, the singlet state can not be treated within the excluded volume approach. Note that in contrast to the excluded volume concept and the hard-sphere model, our results indeed depend on the temperature. At high temperatures ($T \gtrsim 50000$ K), the second virial coefficient from our Beth-Uhlenbeck calculation approaches the excluded volume virial coefficient for the atom radius $r_a = 1.2 a_B$. In this sense, the Beth-Uhlenbeck using experimentally validated scattering phase-shifts provides a benchmark to the semi-empirical excluded volume model.

Although the excluded volume concept is widely applied to take into account the presence of atoms in the plasma, this method gives only approximate results. The dependence of the atom subsystem on the plasma parameters was included in the confined atom model [6, 48] due to an atomic radius. These methods cannot cover numerous effects in the electron-atom interaction, such as the spin dependence, scattering phase-shifts, and bound states which are included in the Beth-Uhlenbeck formula.

V. GENERALIZED BETH-UHLENBECK APPROACH

The virial expansion can be extended to higher densities if the effects of the medium are taken into account. In particular, we outline the consequence of Pauli blocking on the two-particle properties, that is of importance when the electrons become degenerate. There are other medium effects such as screening, where the effective interaction potential between the electron and the atom

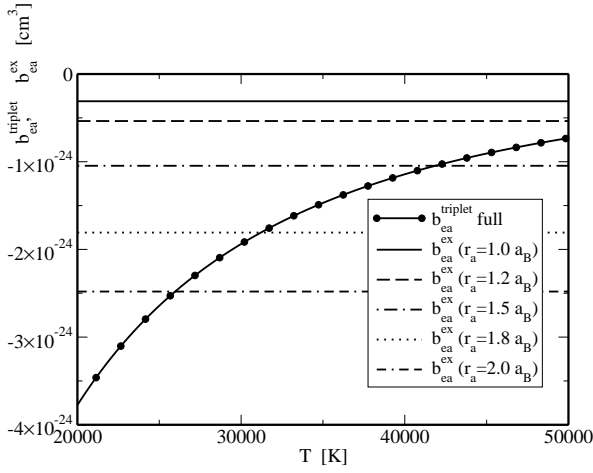


FIG. 8: Second virial coefficient in the triplet channel as function of temperature. The Beth-Uhlenbeck result (solid line with circles) is compared to the excluded volume model for different values of r_a

is replaced by a screened potential. The influence on the scattering processes using screened versions of the Buckingham and the RDO models has been treated in Refs. [15, 35] and will not repeated here. A systematic approach to screening effects is given within the Green's function theory [6].

We consider the two-particle effective wave equation

$$\left[\frac{p_1^2}{2m_1} + \Delta^{\text{SE}}(p_1) + \frac{p_2^2}{2m_2} + \Delta^{\text{SE}}(p_2) \right] \psi(p_1, p_2) + \left[1 \pm f(p_1) \pm f(p_2) \right] \sum_{p'_1, p'_2} V(p_1 p_2, p'_1 p'_2) \psi(p'_1, p'_2) = E(P, T, \mu_e) \psi(p_1, p_2), \quad (25)$$

where $\Delta^{\text{SE}}(p)$ denotes the self-energy shift, and $f(p) = 1 / \left(\exp \left[\beta \left(\frac{p^2}{2m} - \mu \right) \right] \mp 1 \right)$ are the Bose and Fermi distributions. This approach has been applied to charged-particle systems as detailed in Ref. [6] for the electron-ion system as well as for the electron-hole system. We will use a similar approach for the $e - a$ problem.

The inclusion of self-energy, screening and Pauli blocking effects in the solution of the in-medium Schrödinger equation for the electron-ion system leads to non-ideality contributions. In particular, the Mott effect is obtained, i.e. the dissolution of bound states in the continuum of scattering states at increased densities. The contribution of the energy shift of atomic levels on the thermodynamics of the dense hydrogen was considered in Refs [6, 49]. The Pauli shift $\Delta^{\text{Pauli}} = 32\pi n_e$ (in Rydberg units) at low temperatures and at low densities and the Fock shift $\Delta^{\text{Fock}} = -20\pi n_e$, lead to modified behavior at high pressures. In Ref. [50], the effects of Pauli blocking on transport properties of dense plasma were investigated by solving the thermodynamical T-matrix for the electron-ion

scattering for a separable electron-ion potential.

A generalized Beth-Uhlenbeck formula has been successfully elaborated for nuclear matter [8]. In particular, the Mott effect can be included so that the applicability of this approach is extended to the region where a quasiparticle description is possible, e.g. in the region of strong degeneracy. Analytical expressions are derived for a separable potential approach where the in-medium T-matrix including Pauli blocking effects can be calculated.

We study the shift of the binding energy of H^- as well as the modification of $e - a$ scattering phase-shifts due to Pauli blocking. Our starting point is the effective Schrödinger equation for the $e - a$ problem

$$\left[\frac{p^2}{2m} + \Delta^{\text{SE}}(p) \right] \psi(p) + \left[1 - f(p) \right] \sum_{p'} V(p, p') \psi(p') = E_0 \psi(p). \quad (26)$$

Medium effects are the self-energy (Fock term) $\Delta^{\text{SE}}(p)$ and the Pauli blocking term $[1 - f(p)]$, that describes the occupation of phase space.

To investigate the Mott effect with respect to the formation of H^- , we investigate the binding energy of the $e - a$ system as a function of density, i.e. the difference between the bound state energy and the continuum edge of scattering states. The self-energy of electrons $\Delta^{\text{SE}}(p)$ due to the electron-atom interaction shifts both the bound state energy as well as the scattering states, the net effect on the ionization energy hence being zero. The leading term is the Pauli blocking term, that will be evaluated in the following.

We determine the occupation number $f(p)$ in Eq.(26) via the chemical potential μ_e according to

$$\int_0^\infty \frac{d^3 p}{(2\pi\hbar)^3} \frac{1}{\exp \left[\beta \left(\frac{p^2}{2m_e} - \mu_e \right) \right] + 1} = \frac{n_e}{2}. \quad (27)$$

Using the parameters of the rank-one separable potential given in Tab. I, the binding energies of the electron in the negative hydrogen ion have been calculated in dependence of the total electron density and the temperature. The numerical results for the in-medium binding energies are given in Fig. 9. We see that the binding energy is decreased with increasing electron density. For $T = 10000$ K, at the density exceeding the Mott density $n_e^{\text{Mott}} = 9.8 \cdot 10^{21} \text{ cm}^{-3}$, bound states cannot be formed.

The influence of the medium on the scattering phase-shifts is obtained by solving the T-matrix including the Pauli blocking term. Results for different densities are presented in Fig. 10. At the Mott density we observe a jump of the in-medium s -wave phase-shift η_0 by π according to the Levinson theorem.

Using the density dependent phase-shifts and binding energies calculated from the in-medium Schrödinger equation (26), we can calculate the scattering and bound parts of the second virial coefficient.

The results are summarized in Tabs. IV and V. With increasing density the bound part of the second virial

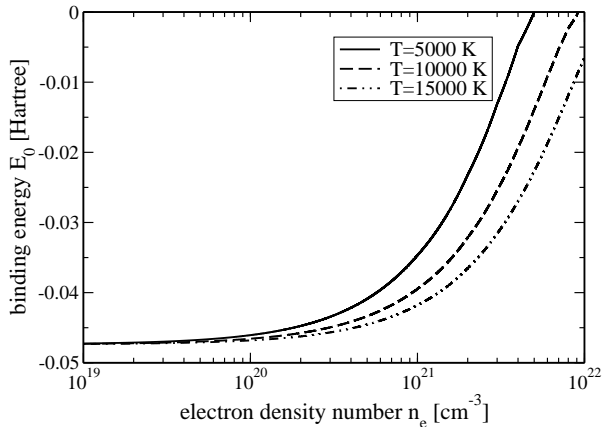


FIG. 9: H^- binding energy in dependence of total electron number density n_e for different temperatures T .

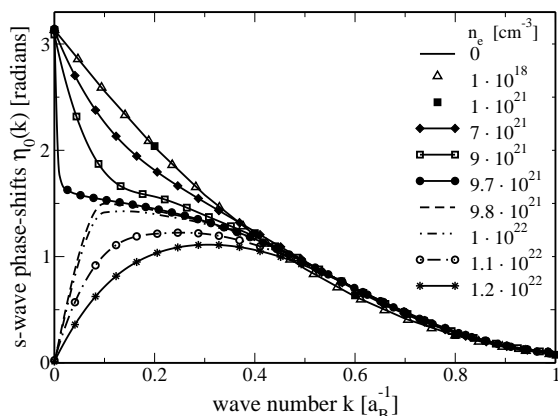


FIG. 10: s -wave scattering phase-shifts as function of wavenumber k for different electron densities n_e at $T = 10000$ K. For comparison, the low-density limit ($n_e = 0$) is also shown.

coefficient is decreasing because the binding energy becomes smaller due to the Pauli blocking and screening effects.

It should be mentioned that the account of the self-energy $\Delta^{\text{SE}}(p)$ would contribute to the chemical potential as determined by the normalization condition (27). If the density of the electrons is replaced by the density of quasiparticles that account for the self-energy shift, we also have to modify the Beth-Uhlenbeck expression for the second virial coefficient as shown in Ref. [8]. The Beth-Uhlenbeck expression for the second virial coefficient (7) used here is consistent with the single particle contribution given by free particles as done here. In future investigations, an improved treatment of density ef-

fect can be performed on the basis of quasiparticles and their corresponding screened interactions.

VI. CONCLUSIONS

For partially ionized plasmas, the cluster virial expansion for thermodynamic functions is considered. We focus on the contribution due to the electron-atom interaction. With the help of the Beth-Uhlenbeck formula, the second virial coefficient in the electron-atom channel is related to phase-shifts and possible bound states in that channel. In contrast to former approaches, we give values for the second virial coefficient in the $e - a$ channel that are not based on any pseudopotential models but are directly related to measured data. Depending on the accuracy of presently available experimental data, these exact results for the second virial coefficient can serve as a benchmark to test other more empirical approaches using pseudopotentials or related concepts to evaluate the thermodynamic properties of partially ionized plasmas.

From the theoretical point of view, the $e - a$ interaction amounts to a three-particle problem. At present, the most reliable numerical solutions are obtained from variational calculations. After comparing these results with experimental scattering data, the second virial coefficient is presented in the range from 5×10^3 to 10^5 K.

The accurate calculation of the free energy excess due to electron-atom interaction is compared with excluded volume results that are widely used in the chemical model. This semi-empirical treatment contains the hard-core radius of the atom as an empirical parameter. Comparing the corresponding virial expansions, it is shown that a single parameter choice for the hard-core radius cannot reproduce the non-ideal contribution to the thermodynamic functions in a wide region of temperature.

We also considered different empirical pseudopotentials that can approximate these microscopic input quantities. In particular, a rank-two separable potential is introduced that fits the microscopic data. The advantage of a properly chosen pseudopotential is that higher order non-ideality terms with respect to the density can be calculated. For this, the on-shell properties in the two-body channel are no longer sufficient.

Going beyond the second virial coefficient, density effects such as self-energy shifts and Pauli blocking have to be considered. In particular, we include Pauli blocking using the separable potential. In this way, we perform calculations for the density dependent second virial coefficient to cover electron densities up to near solid densities $n_e \simeq 10^{22} \text{ cm}^{-3}$.

Our study of the contribution of the electron-atom interaction is a step to the systematic evaluation of the thermodynamics of partially ionized dense plasma where artificial parameters such as a hard-core radius are obsolete. The main ingredient, the systematic transition from the physical picture to a chemical one, can be obtained from a quantum statistical approach. The use of

TABLE IV: Results only for s -wave; the singlet scattering part of the second virial coefficient $\tilde{b}_{ae}^{\text{sc,singlet}}(T, n_e)$ for $e-H$ interaction for different electron number densities and temperatures. The phase-shifts are calculated with the separable model.

T, K	$n_e = 10^{18} \text{cm}^{-3}$	$n_e = 10^{19} \text{cm}^{-3}$	$n_e = 10^{21} \text{cm}^{-3}$	$n_e = 5 * 10^{21} \text{cm}^{-3}$
5000	-0.0505	-0.0504	-0.0464	-0.1012
6000	-0.0547	-0.0546	-0.0521	-0.0764
7000	-0.0584	-0.0583	-0.0571	-0.0750
8000	-0.0617	-0.0616	-0.0614	-0.0770
9000	-0.0647	-0.0646	-0.0653	-0.0797
10000	-0.0674	-0.0674	-0.0688	-0.0825
11000	-0.0700	-0.0700	-0.0708	-0.0851
12000	-0.0725	-0.0725	-0.0729	-0.0871
13000	-0.0748	-0.0748	-0.0755	-0.0894
14000	-0.0770	-0.0770	-0.0772	-0.0917
15000	-0.0792	-0.0792	-0.0794	-0.0939

TABLE V: The bound part of the second virial coefficient $\tilde{b}_{ae}^{\text{bound,singlet}}(T, n_e)$ for $e-H$ interaction for different electron number densities.

T, K	$n_e = 10^{17} \text{cm}^{-3}$	$n_e = 10^{19} \text{cm}^{-3}$	$n_e = 10^{21} \text{cm}^{-3}$	$n_e = 5 * 10^{21} \text{cm}^{-3}$
5000	4.8698	4.8298	2.1955	0.2505
6000	2.9688	2.9506	1.6384	0.2865
7000	2.0848	2.0749	1.3154	0.3243
8000	1.5993	1.5932	1.1080	0.3529
9000	1.3013	1.2973	0.9650	0.3730
10000	1.1034	1.1006	0.8610	0.3864
11000	0.9640	0.9620	0.7824	0.3948
12000	0.8615	0.8599	0.7210	0.3996
13000	0.7833	0.7820	0.6719	0.4019
14000	0.7219	0.7209	0.6318	0.4023
15000	0.6726	0.6718	0.5984	0.4015

the technique of Green's functions allows for the account of higher order many-particle effects.

The generalization of the cluster-virial expansion, including more bound states as well as excited states, is straightforward.

Acknowledgement

This work is supported by the Deutsche Forschungsgesellschaft (DFG) under grant SFB 652 "Strong Corre-

lations and Collective Phenomena in Radiation Fields: Coulomb Systems, Clusters, and Particles" and the associated Graduiertenkolleg. The work of Y.O. was partially supported by the scholarship of Deutscher Akademischer Austausch Dienst (DAAD). C.F. acknowledges support by the Alexander von Humboldt-Foundation and hospitality by Lawrence Livermore National Laboratory.

-
- [1] R. Trampedach, W. Däppen, and V. A. Baturin, *Astrophys. J.* **646**, 560 (2006).
[2] J. D. Lindl, P. Amendt, R. L. Berger, et al., *Phys. Plasmas* **11**, 399 (2004).

- [3] H. Fehske, R. Schneider, and A. Weisse, *Computational Many-Particle Physics*, vol. 739 (Springer, Berlin, 2008).
[4] D. Kremp, M. Schlanges, and W. D. Kraeft, *Quantum Statistics of Nonideal Plasmas* (Springer, Berlin, 2005).

- [5] E. Beth and G. E. Uhlenbeck, *Physica* **4**, 915 (1937).
- [6] W. D. Kraeft, D. Kremp, W. Ebeling, and G. Röpke, *Quantum Statistics of Charged Particle Systems* (Akademie-Verlag, Berlin, 1986).
- [7] R. Zimmermann, K. Kilimann, W. D. Kraeft, K. Kremp, and G. Röpke, *phys. stat. sol.(b)* **90**, 175 (1978).
- [8] M. Schmidt, G. Röpke, and H. Schulz, *Ann. Phys. (NY)* **202**, 57 (1990).
- [9] C. J. Horowitz and A. Schwenk, *Nucl. Phys. A* **776**, 55 (2006).
- [10] G. Röpke, H. Schulz, and L. Münchow, *Nucl. Phys. A* **379**, 536 (1982).
- [11] S. Typel, G. Röpke, T. Klähn, D. Blaschke, and H. H. Wolter, *Phys. Rev. C* **81**, 015803 (2010).
- [12] W. D. Kraeft, K. Kilimann, and D. Kremp, *phys. stat. sol.(b)* **72**, 461 (1975).
- [13] R. Zimmermann, *Many-Particle Theory of Highly Excited Semiconductors* (Teubner, Leipzig, 1988).
- [14] R. Redmer, G. Röpke, and R. Zimmermann, *J. Phys. B* **20**, 4069 (1987).
- [15] T. S. Ramazanov, K. N. Dzhumagulova, and Y. A. Omarbakiyeva, *Phys. Plasmas* **9**, 092702 (2005).
- [16] W. Ebeling, A. Förster, V. E. Fortov, V. K. Gryaznov, and A. Y. Polishchuk, *Thermophysical Properties of Hot Dense Plasmas* (Teubner, Stuttgart, 1991).
- [17] K. Huang, *Statistical Mechanics* (John Wiley and Sons, New York, 1966).
- [18] L. D. Landau and E. M. Lifshitz, *Course of Theoretical Physics*, vol. V (Reed, Oxford, 2000).
- [19] M. Schlages and D. Kremp, *Ann. Phys.* **39**, 69 (1982).
- [20] J. F. Williams, *J. Phys. B* **8**, 1683 (1975).
- [21] H. B. Gilbody, R. F. Stebbings, and W. L. Fite, *Phys. Rev.* **121**, 784 (1961).
- [22] J. F. Williams, *Aust. J. Phys.* **51**, 633 (1998).
- [23] K. E. McCulloh and J. A. Walker, *Chem. Phys. Lett.* **25**, 439 (1974).
- [24] C. L. Pekeris, *Phys. Rev.* **126**, 1470 (1962).
- [25] P. G. Burke and M. J. Seaton, *Meth. Comput. Phys.* **10**, 1 (1971).
- [26] T. Scholz, P. Scott, and P. G. Burke, *J. Phys. B* **21**, L139 (1988).
- [27] Y. D. Wang and J. Callaway, *Phys. Rev. A* **48**, 2058 (1993).
- [28] F. Calogero, *Variable Phase Approach to Potential Scattering* (Academic Press, New York, 1967).
- [29] V. V. Babikov, *The Method of Phase Functions in Quantum Mechanics* (Nauka, Moscow, 1988).
- [30] C. Schwartz, *Phys. Rev.* **124**, 1468 (1961).
- [31] R. L. Armstead, *Phys. Rev.* **171**, 91 (1968).
- [32] D. Register and R. T. Poe, *Phys. Lett.* **51A**, 431 (1975).
- [33] M. V. Faasen, A. Wasserman, E. Engel, F. Zhang, and K. Burke, *Phys. Rev. Lett.* **99**, 043005 (2007).
- [34] M. Abramowitz and I. A. Stegun, *Handbook of Mathematical Functions* (Dover, New York, 1964).
- [35] R. Redmer, *Phys. Rep.* **282**, 35 (1997).
- [36] T. Mongan, *Phys. Rev.* **178**, 1597 (1969).
- [37] Y. Yamaguchi, *Phys. Rev.* **95**, 1628 (1954).
- [38] D. J. Ernst, S. M. Shakin, and R. M. Thaler, *Phys. Rev. C* **8**, 46 (1973).
- [39] N. A. Starostin and V. C. Roerich, *Contrib. Plasma Phys.* **50**, 88 (2010).
- [40] N. Levinson, *Kgl. Danske Videnskab Selskab, Mat.-fys. Medd.* **25**, 1 (1949).
- [41] L. Rosenberg and L. Spruch, *Phys. Rev. A* **54**, 4978 (1996).
- [42] L. Rosenberg and L. Spruch, *Phys. Rev. A* **54**, 4985 (1996).
- [43] T. Ohmura and H. Ohmura, *Phys. Rev.* **118**, 154 (1960).
- [44] S. Geltman, *Phys. Rev.* **119**, 1283 (1960).
- [45] L. Rosenberg, L. Spruch, and T. O'Malley, *Phys. Rev.* **119**, 164 (1960).
- [46] T. O'Malley, L. Rosenberg, and L. Spruch, *Phys. Rev.* **125**, 1300 (1962).
- [47] T. O'Malley, L. Rosenberg, and L. Spruch, *J. Math. Phys.* **2**, 491 (1961).
- [48] H. C. Graboske, D. J. Harwood, and F. J. Rogers, *Phys. Rev.* **186**, 210 (1969).
- [49] W. Ebeling, R. Redmer, H. Reinholz, and G. Röpke, *Contrib. Plasma Phys.* **48**, 670 (2008).
- [50] M. Schmidt, T. Janke, and R. Redmer, *Contrib. Plasma Phys.* **29**, 431 (1989).
- [51] B. A. Lippmann and J. Schwinger, *Phys. Rev.* **79**, 469 (1950).

Appendix A: Cluster virial expansion and thermodynamic functions

We consider a system of interacting electrons ($e, s_e = 1/2$), ions (protons $i, s_i = 1/2$), and atoms (a) in the singlet state ($s_{a,\text{singlet}} = 0$) and in the triplet state ($s_{a,\text{triplet}} = 1$). We neglect the hyperfine splitting.

Within the cluster virial expansion, the grand canonical partition function, $\Omega(z_e, z_i, z_a, T, V)$ is a function of the fugacities, $z_c = e^{\beta(\mu_c - E_c^{(0)})}$ (see Sec. II), the temperature T , and the system's volume V . We expand up to the second order in the fugacities:

$$\begin{aligned} \Omega(z_c, T, V) = & 1 + \sum_{c=e,i,a} z_c \Omega_c(T, V) \\ & + \sum_{c,d} z_c z_d \Omega_{cd}(T, V) + \mathcal{O}(z_c^3). \end{aligned} \quad (\text{A1})$$

Here, we have introduced the single-particle partition functions $\Omega_c(T, V) = (2s_c + 1)V/\Lambda_c^3$ and the two-particle partition functions $\Omega_{cd}(T, V)$ that are related to the interaction, $\Lambda_c = (2\pi\hbar^2/m_c k_B T)^{1/2}$ is the thermal wavelength of species c . The two-particle partition will be related below to the second virial coefficient. From the partition function, we can directly derive the pressure P in the system,

$$P(z_c, T, V) = \frac{k_B T}{V} \ln \Omega(z_c, T, V). \quad (\text{A2})$$

Replacing the partition function by Eq. (A1) and expand-

ing again up to second order in z_c^2 , we arrive at

$$\begin{aligned} \frac{P(z_c, T, V)}{k_B T} &= \sum_c \frac{2s_c + 1}{\Lambda_c^3} z_c \\ &+ \sum_{cd} z_c z_d \frac{1}{V} (\Omega_{cd} - \frac{1}{2} \Omega_c \Omega_d) + \mathcal{O}(z_c^3) \\ &= \sum_c \frac{2s_c + 1}{\Lambda_c^3} (z_c + \sum_d z_c z_d \tilde{b}_{cd}) + \mathcal{O}(z_c^3). \end{aligned} \quad (\text{A3})$$

We have introduced the second virial coefficients $\tilde{b}_{cd} = \frac{\Lambda_c^3}{2s_c + 1} (\Omega_{cd} - \frac{1}{2} \Omega_c \Omega_d) / V$ that are related to the symmetric expressions $b_{cd} = \frac{\Lambda_d^3}{2s_d + 1} \tilde{b}_{cd}$.

The thermodynamic functions of the partially ionized hydrogen plasma are derived from the grand canonical potential Eq. (A1). First, we evaluate the number densities of each component,

$$\begin{aligned} n_c &= z_c \left(\frac{\partial}{\partial z_c} \frac{\ln \Omega(z_c, T, V)}{V} \right)_{T, V} \\ &= z_c \left(\frac{\partial}{\partial z_c} \frac{P(z_c, T, V)}{k_B T} \right)_{T, V}. \end{aligned} \quad (\text{A4})$$

In terms of the second virial coefficient, evaluation of the derivatives with respect to the fugacity yields

$$n_c = \frac{2s_c + 1}{\Lambda_c^3} \left(z_c + 2 \sum_d z_c z_d \frac{2s_d + 1}{\Lambda_d^3} b_{cd} + \mathcal{O}(z_c^3) \right) \quad (\text{A5})$$

In the first terms of equations (A5), we recognize the partial densities of the ideal (non-interacting) system, $n_{c, \text{id}} = (2s_c + 1) z_c / \Lambda_c^3$.

Next, we evaluate the entropy density of the partially ionized plasma (z_c is a function of μ_c and T),

$$\begin{aligned} \frac{S(z_c, T, V)}{V} &= \left(\frac{\partial P(z_c, T, V)}{\partial T} \right)_{z_c, V} \\ &= \frac{\partial}{\partial T} \left(k_B T \frac{\ln \Omega(z_c, T, V)}{V} \right)_{z_c, V} \\ &= \frac{P(z_c, T, V)}{T} + \frac{k_B T}{V} \left(\frac{\partial \ln \Omega(z_c, T, V)}{\partial T} \right). \end{aligned} \quad (\text{A6})$$

After some lengthy manipulations we obtain the result

$$\frac{5}{2} \frac{P}{T} - k_B \sum_c n_c \ln z_c + k_B T \sum_{cd} \frac{(2s_c + 1) z_c z_d}{\Lambda_c^3} \frac{\partial \tilde{b}_{cd}(T)}{\partial T} \quad (\text{A7})$$

The density of internal energy follows from the relation

$$\begin{aligned} \frac{U(z_c, T, V)}{V} &= \frac{TS}{V} + \sum_c \mu_c n_c - P \\ &= \frac{3}{2} P - \sum_c n_c E_c + k_B T^2 \sum_{cd} \frac{(2s_c + 1) z_c z_d}{\Lambda_c^3} \frac{\partial \tilde{b}_{cd}}{\partial T} \end{aligned} \quad (\text{A8})$$

And finally, we find for the free energy density $f(n_c, T) = F/V$ after eliminating z_c with Eq.(A5)

$$\begin{aligned} f(n_c, T) &= \frac{U}{V} - \frac{TS}{V} \\ &= \sum_c \mu_c n_c - P \\ &= k_B T \sum_c n_c \left[\ln \frac{\Lambda_c^3 n_c}{2s_c + 1} - 1 + \beta E_c^{(0)} \right] \\ &\quad - k_B T \sum_{cd} n_c n_d b_{cd} \end{aligned} \quad (\text{A9})$$

that coincides with the expression (3).

Appendix B: T-matrix for separable potential

We consider the low density limit $n_e \Lambda_e^3 \ll 1$, where the T-matrix equation [51] for a separable potential reads:

$$\begin{aligned} T(p, p', E) &= V(p, p') \\ &+ \sum_{p''} V(p, p'') \frac{1}{\frac{p''^2}{2m_r} - E} T(p'', p', E). \end{aligned} \quad (\text{B1})$$

If we consider a rank-two separable potential (15), we obtain the following expression for the T-matrix:

$$\begin{aligned} T(p, p', E) &= \lambda_1 w_1(p) w_1(p') + \lambda_2 w_2(p) w_2(p') + \lambda_1 w_1(p) \int \frac{d^3 p''}{(2\pi)^3} w_1(p'') \frac{1}{\frac{p''^2}{2m_r} - E} T(p'', p', E) \\ &\quad + \lambda_2 w_2(p) \int \frac{d^3 p''}{(2\pi)^3} w_2(p'') \frac{1}{\frac{p''^2}{2m_r} - E} T(p'', p', E) \\ &= c_{11} w_1(p) w_1(p') + c_{22} w_2(p) w_2(p') + c_{12} w_1(p) w_2(p') + c_{21} w_2(p) w_1(p'), \end{aligned} \quad (\text{B2})$$

with

$$\begin{aligned} c_{ij} &= \lambda_i \delta_{ij} + \lambda_i \int \frac{d^3 p''}{(2\pi)^3} w_i(p'') \frac{1}{\frac{p''^2}{2m_r} - E} (c_{1j} w_1(p'') \\ &\quad + c_{2j} w_2(p'')) \end{aligned} \quad (\text{B3})$$

This set of equations can be simplified if we introduce the integrals $I_{ij}(E) = \int \frac{d^3 p''}{(2\pi)^3} \frac{1}{\frac{p''^2}{2m_r} - E} c_{ij} w_i(p'') w_j(p'')$:

$$c_{ij} = \lambda_i \delta_{ij} + \lambda_i I_{i1}(E) c_{1j} + \lambda_i I_{i2}(E) c_{2j} \quad (\text{B4})$$

Finally, after some mathematics, we obtain the T-matrix in the following form: where

$$\begin{aligned}
 T(p, p', E) = & \frac{1}{\text{Det}(E)} \left\{ (\lambda_1 [1 - \lambda_2 I_{22}(E)] w_1(p) w_1(p') \right. \\
 & + \lambda_2 [1 - \lambda_1 I_{11}(E)] w_2(p) w_2(p') \\
 & + \lambda_1 \lambda_2 I_{12}(E) w_1(p) w_2(p') \\
 & \left. + \lambda_1 \lambda_2 I_{21}(E) w_2(p) w_1(p') \right\} \quad (B5)
 \end{aligned}$$

$$\begin{aligned}
 \text{Det}(E) = & \left[1 - \lambda_1 I_{11}(E) \right] \left[1 - \lambda_2 I_{22}(E) \right] \\
 & - \lambda_1 \lambda_2 I_{12}(E) I_{21}(E). \quad (B6)
 \end{aligned}$$

Using properties of the T-matrix, the binding energy E_0 can be obtained from the equation $\text{Det}(E_0) = 0$.