

The Electrodynamics of Inhomogeneous Rotating Media and the Abraham and Minkowski Tensors II: Applications

Shin-iti Goto, Robin W. Tucker and Timothy J. Walton
Department of Physics, Lancaster University, Lancaster and
The Cockcroft Institute, Keckwick Lane, Daresbury, UK.

Abstract

Electrodynamics, Continuum Mechanics, Constitutive Theory, Relativity Applications of the covariant theory of drive-forms are considered for a class of perfectly insulating media. The distinction between the notions of ‘classical photons’ in homogeneous bounded and unbounded stationary media and in stationary unbounded magneto-electric media is pointed out in the context of the Abraham, Minkowski and symmetrized Minkowski electromagnetic stress-energy-momentum tensors. Such notions have led to intense debate about the role of these (and other) tensors in describing electromagnetic interactions in moving media. In order to address some of these issues for material subject to the Minkowski constitutive relations, the propagation of harmonic waves through homogeneous and inhomogeneous, isotropic plane-faced slabs at rest is first considered. To motivate the subsequent analysis on accelerating media two classes of electromagnetic modes that solve Maxwell’s equations for uniformly rotating *homogeneous* polarizable media are enumerated. Finally it is shown that, under the influence of an incident monochromatic, circularly polarized, plane electromagnetic wave, the Abraham and symmetrized Minkowski tensors induce different time-averaged torques on a uniformly rotating *materially inhomogeneous* dielectric cylinder. We suggest that this observation may offer new avenues to explore experimentally the covariant electrodynamics of more general accelerating media.

1 Introduction

This is paper II of a series of two papers. In paper I it was shown how the notion of a Killing vector field on spacetime could be used, together with a divergence-less total stress-energy-momentum tensor for a material continuum interacting with the electromagnetic field, in order to establish the dynamical classical evolution of the medium. It was emphasized that the precise form of an electrodynamic force or torque depends on the nature of the decomposition of the total stress-energy-momentum into parts describing its electromagnetic interaction with the medium and the electromagnetic constitutive relations for the macroscopic Maxwell equations. The motivation for this approach was

to establish whether such quantities could be used to discriminate by experiment between a number of electromagnetic stress-energy-momentum tensors that have been proposed in the past to describe the electromagnetic interaction in dielectric media and to provide a comprehensive framework for the analysis of electrodynamic problems in accelerating media. In this paper, we adopt the conventions of paper I and apply the formulation to the computation of a time-averaged electromagnetic torque produced in stationary and rotating media by an incident plane harmonic electromagnetic wave using the electromagnetic stress-energy-momentum tensors proposed by Abraham and Minkowski. The first sections demonstrate how the notion of the classical ‘photon’ in stationary media can be formulated in this framework. It is emphasized that the linear momentum of such photons not only depends on the choice of an electromagnetic stress-energy-momentum tensor in the medium but whether the medium has an interface with the vacuum or anisotropic and dispersive properties. It is then shown how the existence of a family of transverse electromagnetic modes satisfying Maxwell’s macroscopic equations subject to the Minkowski constitutive relations for a uniformly rotating homogeneous insulating medium can be used to solve the boundary value problem for a plane harmonic electromagnetic wave incident on a homogeneous rotating slab. That the time-averaged electromagnetic torque on such a slab is the same for the Abraham and Minkowski stress-energy-momentum tensors motivates an analysis of torques on rotating *inhomogeneous* cylinders. In this case we demonstrate that the time-averaged torques are significantly different.

2 Classical ‘Photons’ in Stationary Homogeneous Bounded and Unbounded Isotropic Media

Although the quantization of the electromagnetic field in a bounded polarizable medium is non-trivial the notion of the classical ‘photon’ has been used to highlight the different predictions concerning the linear momentum of light obtained by adopting different electromagnetic stress-energy-momentum tensors in such a medium. These notions can be defined in terms of time-harmonic classical electromagnetic field configurations in homogeneous isotropic stationary media and the time-averages of their energy and linear momentum in a fixed spatial volume \mathcal{V} .

If a scalar field $A(\mathbf{r}, t)$ depends on time t , its time-average over any time interval T is

$$\langle A \rangle(\mathbf{r}) \equiv \frac{1}{T} \int_0^T A(\mathbf{r}, t) dt.$$

Furthermore, if $\mathbf{A}(\mathbf{r}, t)$ is a real spatial p -form, $\mathbf{B}(\mathbf{r}, t)$ a real spatial q -form in any frame U and

$$\mathbf{A}(\mathbf{r}, t) = \text{Re}(\mathcal{A}(\mathbf{r}) \exp[-i\omega t]), \quad \mathbf{B}(\mathbf{r}, t) = \text{Re}(\mathcal{B}(\mathbf{r}) \exp[-i\omega t]),$$

where $\mathcal{A}(\mathbf{r})$ and $\mathcal{B}(\mathbf{r})$ are complex spatial forms with complex conjugates $\overline{\mathcal{A}}(\mathbf{r})$, $\overline{\mathcal{B}}(\mathbf{r})$, then

$$\mathbf{A} \wedge \mathbf{B} = \frac{1}{2} \text{Re}(\mathcal{A} \wedge \mathcal{B} \exp[-2i\omega t]) + \frac{1}{2} \text{Re}(\mathcal{A} \wedge \overline{\mathcal{B}}).$$

Hence

$$\langle \mathbf{A} \wedge \mathbf{B} \rangle(\mathbf{r}) = \frac{1}{2} \text{Re}(\mathcal{A}(\mathbf{r}) \wedge \overline{\mathcal{B}}(\mathbf{r})), \quad (1)$$

if $T = \frac{2\pi}{\omega}$. For any bounded spatial 3-form α_t in frame U with *arbitrary* time variation, its time-average $\langle \alpha \rangle$ over any finite interval of time T is the 3-form

$$\langle \alpha \rangle = \frac{1}{T} \int_0^T \alpha_t dt. \quad (2)$$

It follows immediately that if α_t is time-periodic, but not necessarily harmonic, with period T (i.e. $\alpha_t = \alpha_{t+T}$) then $\langle \dot{\alpha} \rangle = 0$.

If K is a *spacelike translational* Killing vector field the time-averaged linear momentum associated with a drive-form having orthogonal components J_K^U, ρ_K^U in a volume \mathcal{V} relative to U is

$$\mathcal{P}_K^U[\mathcal{V}] = \frac{1}{c_0} \int_{\mathcal{V}} \langle \rho_K^U \rangle. \quad (3)$$

Similarly since U is a *timelike translational* Killing vector field in Minkowski spacetime, the time-averaged energy associated with the same drive-form in a volume \mathcal{V} is

$$\mathcal{E}_K^U[\mathcal{V}] = \int_{\mathcal{V}} \langle \rho_U^U \rangle. \quad (4)$$

This classical energy can be parcelled into N ‘energy quanta’, each of which corresponds to that carried by a harmonic plane-wave quantum with energy $\hbar\omega$ *in the vacuum*:

$$\mathcal{E}_K^U[\mathcal{V}] = N\hbar\omega. \quad (5)$$

One then defines the time-averaged K -component of linear momentum associated with a classical “photon” in a volume \mathcal{V} of the medium to be

$$p_K^U = \frac{\mathcal{P}_K^U[\mathcal{V}]}{N} = \frac{\hbar\omega}{c_0} \left(\frac{\int_{\mathcal{V}} \langle \rho_K^U \rangle}{\int_{\mathcal{V}} \langle \rho_U^U \rangle} \right). \quad (6)$$

Different choices of stress-energy-momentum tensor for the electromagnetic field with the *same* constitutive relation for the medium will in general give different values for p_K^U . In particular for *plane harmonic waves* propagating in a simple *unbounded* non-accelerating homogeneous, isotropic medium (described by relative permittivity ϵ_r and relative permeability μ_r) in a direction aligned with K , the non-symmetric Minkowski electromagnetic stress-energy-momentum tensor yields

$$p_K^{U,M} = \frac{\mathcal{N}\hbar\omega}{c_0}, \quad (7)$$

where $\mathcal{N} = \sqrt{\epsilon_r\mu_r}$ is the refractive index of the medium, while that calculated from the Abraham tensor yields

$$p_K^{U,AB} = \frac{\hbar\omega}{c_0\mathcal{N}}. \quad (8)$$

Furthermore from the symmetrized Minkowski tensor one finds

$$p_K^{U,SM} = \frac{1}{2} (p_K^{U,M} + p_K^{U,AB}) = \frac{\hbar\omega}{2c_0} \left(\frac{\mathcal{N}^2 + 1}{\mathcal{N}} \right). \quad (9)$$

The underlying origin for these distinctions is that (see tables in Appendix A of paper I) although the contributions to the energy density ρ_U^U is the same for the non-symmetric Minkowski tensor T^M , the symmetrized Minkowski tensor T^{SM} and the Abraham tensor T^{AB} (since the medium acceleration $A = 0$) the contributions to the corresponding momentum densities ρ_K^U are different.

However even if the medium is stationary, homogeneous and isotropic the presence of boundaries can modify these results. Given that all physical media do have interfaces with other media including the vacuum the role of these interfaces between media with different constitutive properties is relevant in discussing physical phenomena. To illustrate this point consider a simple medium composed of a stationary plane faced slab of arbitrary finite thickness and constant relative permittivity ϵ_r and relative permeability μ_r . If a harmonic circularly polarized plane wave is incident from the left vacuum half-space normally on one plane face it will be partially reflected and transmitted. Suppose it propagates through the slab into a half-space composed of a different stationary simple homogeneous isotropic medium but with constant relative permittivity $\hat{\epsilon}_r$ and relative permeability $\hat{\mu}_r$. One can readily compute the electromagnetic fields in each region from the electromagnetic junction conditions and hence the different classical photon momenta in the three different media. If the slab has its plane normals parallel to the direction of propagation $K = \frac{\partial}{\partial z}$, one finds for the different classical photon momenta in the slab:

$$p_K^{U,SM} = \frac{\hbar\omega}{c_0} \frac{\hat{\mathcal{N}} \mu_r \hat{\mu}_r (1 + \mathcal{N}^2)}{\hat{\mu}_r^2 \mathcal{N}^2 + \mu_r^2 \hat{\mathcal{N}}^2}, \quad p_K^{U,M} = \frac{\hbar\omega}{c_0} \frac{2\mathcal{N}^2 \hat{\mathcal{N}} \mu_r \hat{\mu}_r}{\hat{\mu}_r^2 \mathcal{N}^2 + \mu_r^2 \hat{\mathcal{N}}^2} \quad (10)$$

$$p_K^{U,AB} = \frac{\hbar\omega}{c_0} \frac{2\mu_r \hat{\mu}_r \hat{\mathcal{N}}}{\hat{\mu}_r^2 \mathcal{N}^2 + \mu_r^2 \hat{\mathcal{N}}^2} \quad (11)$$

where $\hat{\mathcal{N}}^2 = \hat{\epsilon}_r \hat{\mu}_r$. Each of these momenta in the bounded slab depends on the properties of the medium outside the slab. Furthermore if the right-hand half space is taken to be the vacuum ($\hat{\mathcal{N}} = 1, \hat{\mu}_r = 1$) they are different from the momenta above for classical photons in homogeneous *unbounded* media.

Analogous results can be obtained by calculating the total time-averaged classical angular momentum about some point in \mathcal{V} using a spacelike rotational Killing vector generating rotations about an arbitrary direction in space. Again the momentum densities ρ_K^U derived from T^M and T^{AB} are different so the corresponding classical ‘photon’ helicities in a finite volume \mathcal{V} are different. We stress that such ‘photon’ momenta and ‘photon’ helicities are strictly classical notions calculated from time averages of harmonic plane waves in a stationary medium. As such they are not subject to the same conservation laws as genuine electromagnetic quanta in the medium.

3 Classical ‘Photons’ in Stationary Unbounded Homogeneous Magneto-electric Media

In dispersive media, constitutive relations between the real spatial fields $\mathbf{e}^U, \mathbf{b}^U, \mathbf{d}^U, \mathbf{h}^U$ are, in general, non-local in spacetime. If the medium is *spatially homogenous*, so that it has no preferred spatial origin, then in Minkowski spacetime it is possible to Fourier transform the inertial components of these fields with respect to space and time, and work with transformed local constitutive relations.

For any spatial 1-form α^U on spacetime with inertial components $\alpha_a^U(\mathbf{r}, t)$, define their complex valued Fourier transforms $\check{\alpha}_a^U(\mathbf{k}, \omega)$ by

$$\alpha_a^U(\mathbf{r}, t) = \int_{-\infty}^{\infty} d\omega \int_{-\infty}^{\infty} d\mathbf{k} \check{\alpha}_a^U(\mathbf{k}, \omega) \exp[i\mathbf{k} \cdot \mathbf{r} - i\omega t], \quad (12)$$

where $\alpha^U(\mathbf{r}, t) = \alpha_a^U(\mathbf{r}, t) e^a$, $\check{\alpha}^U(\mathbf{k}, \omega) = \check{\alpha}_a^U(\mathbf{k}, \omega) e^a$, $\check{\alpha}_a^U(\mathbf{k}, \omega) \in \mathbb{R}$ and $\mathbf{k} \in \mathbb{R}^3$. Then the source-free macroscopic Maxwell system reduces to

$$\mathbf{K} \wedge \check{\mathbf{e}}^U(\mathbf{k}, \omega) = \omega \check{\mathbf{B}}^U(\mathbf{k}, \omega), \quad \mathbf{K} \wedge \check{\mathbf{h}}^U(\mathbf{k}, \omega) = -\omega \check{\mathbf{D}}^U(\mathbf{k}, \omega) \quad (13)$$

where the real propagation wave 1-form $\mathbf{K} \equiv \mathbf{k} \cdot d\mathbf{r}$. The remaining transformed Maxwell equations $\mathbf{K} \wedge \check{\mathbf{B}}^U(\mathbf{k}, \omega) = 0$ and $\mathbf{K} \wedge \check{\mathbf{D}}^U(\mathbf{k}, \omega) = 0$ follow trivially from (13). It also follows trivially that $\check{\mathbf{e}}^U(\mathbf{k}, \omega) \wedge \check{\mathbf{B}}^U(\mathbf{k}, \omega) = 0$ (i.e. $\check{\mathbf{e}}^U(\mathbf{k}, \omega)$ is perpendicular to $\check{\mathbf{B}}^U(\mathbf{k}, \omega)$). Similarly, $\check{\mathbf{B}}^U(\mathbf{k}, \omega) \wedge \mathbf{K} = 0$ and $\check{\mathbf{D}}^U(\mathbf{k}, \omega) \wedge \mathbf{K} = 0$.

Assume that in any inertial frame U the medium is described in terms of the real magneto-electric $(1, 1)$ spatial tensors $\zeta^{de}(\mathbf{k}, \omega), \zeta^{hb}(\mathbf{k}, \omega), \zeta^{db}(\mathbf{k}, \omega), \zeta^{he}(\mathbf{k}, \omega)$ satisfying the symmetry conditions [1, 2]:

$$\zeta^{de\dagger}(\mathbf{k}, \omega) = \zeta^{de}(\mathbf{k}, \omega), \quad \zeta^{hb\dagger}(\mathbf{k}, \omega) = \zeta^{hb}(\mathbf{k}, \omega) \quad \text{and} \quad \zeta^{db\dagger}(\mathbf{k}, \omega) = -\zeta^{he}(\mathbf{k}, \omega),$$

where the adjoint T^\dagger of any spacetime tensor T which maps p -forms to p -forms is defined by:

$$\alpha \wedge \star T(\beta) = \beta \wedge \star T^\dagger(\alpha) \quad \text{for all spacetime } p\text{-forms } \alpha, \beta \quad (14)$$

and the dispersive magneto-electric constitutive relations in the U frame are defined by

$$\check{\mathbf{d}}^U(\mathbf{k}, \omega) = \zeta^{de}(\mathbf{k}, \omega)(\check{\mathbf{e}}^U(\mathbf{k}, \omega)) + \zeta^{db}(\mathbf{k}, \omega)(\check{\mathbf{b}}^U(\mathbf{k}, \omega)) \quad (15)$$

$$\check{\mathbf{h}}^U(\mathbf{k}, \omega) = \zeta^{he}(\mathbf{k}, \omega)(\check{\mathbf{e}}^U(\mathbf{k}, \omega)) + \zeta^{hb}(\mathbf{k}, \omega)(\check{\mathbf{b}}^U(\mathbf{k}, \omega)). \quad (16)$$

These will (by convolution) give rise to non-local spacetime constitutive relations.

Substituting (15) and (16) in (13) yields a degenerate 1-form eigen-equation for $\check{\mathbf{e}}^U(\mathbf{k}, \omega)$:

$$\begin{aligned} & \omega^2 \zeta^{de}(\mathbf{k}, \omega)(\check{\mathbf{e}}^U(\mathbf{k}, \omega)) + \omega \zeta^{db}(\mathbf{k}, \omega) (\#(\mathbf{K} \wedge \check{\mathbf{e}}^U(\mathbf{k}, \omega))) \\ & + \omega \#(\mathbf{K} \wedge \zeta^{he}(\mathbf{k}, \omega)(\check{\mathbf{e}}^U(\mathbf{k}, \omega))) + \#(\mathbf{K} \wedge \zeta^{hb}(\mathbf{k}, \omega) (\#(\mathbf{K} \wedge \check{\mathbf{e}}^U(\mathbf{k}, \omega)))) = 0. \end{aligned} \quad (17)$$

The field $\check{\mathbf{b}}^U(\mathbf{k}, \omega)$ then follows from (13), (up to a scaling) and $\check{\mathbf{d}}^U(\mathbf{k}, \omega), \check{\mathbf{h}}^U(\mathbf{k}, \omega)$ from (15), (16) respectively. Equation (17) may be written

$$\mathcal{D}(\mathbf{k}, \omega)(\check{\mathbf{e}}^U(\mathbf{k}, \omega)) = 0, \quad (18)$$

defining the $(1,1)$ tensor $\mathcal{D}(\mathbf{k}, \omega)$. For non-trivial solutions $\check{\mathbf{e}}^U(\mathbf{k}, \omega)$, the determinant of the matrix $\mathcal{D}(\mathbf{k}, \omega)$ representing $\mathcal{D}(\mathbf{k}, \omega)$ must vanish:

$$\det(\mathcal{D}(\mathbf{k}, \omega)) = 0. \quad (19)$$

Note that, in general, the roots of this dispersion relation are not invariant under the transformation $\mathbf{K} \rightarrow -\mathbf{K}$. If one writes $\mathbf{k} = \hat{\mathbf{k}}|\mathbf{k}|$ in terms of the Euclidean norm $|\mathbf{k}|$, and introduces the refractive index $\mathcal{N} = |\mathbf{k}| \frac{c_0}{\omega} > 0$ and $\hat{\mathbf{k}}$ in place of \mathbf{k} , then solutions propagating in the direction described by $\hat{\mathbf{k}}$ with angular frequency $\omega > 0$ correspond to roots of (19) (labelled r) that may be expressed in the form $\mathcal{N}_r = \mathcal{F}_r(\hat{\mathbf{k}}, \omega)$. Thus, there can be a set of distinct characteristic waves each with its unique refractive index that depends on the propagation direction $\hat{\mathbf{k}}$ and frequency ω . When the characteristic equation (19) is a quadratic polynomial in \mathcal{N}^2 and has two distinct roots that describe two distinct propagating modes for a given ω , the medium is termed *birefringent*. Roots \mathcal{N}_r^2 such that $\mathcal{N}_r(\hat{\mathbf{k}}, \omega) \neq \mathcal{N}_r(-\hat{\mathbf{k}}, \omega)$ imply that harmonic plane waves propagating in the opposite directions $\pm \hat{\mathbf{k}}$ have different wave speeds.

Each eigen-wave will have a uniquely defined polarization obtained by solving the independent equations in (18) for $\check{\mathbf{e}}^{U,r}(\mathbf{k}, \omega)$, up to normalization. Since $\check{\mathbf{e}}^{U,r}(\mathbf{k}, \omega)$ is complex, it is convenient to introduce the eigen-wave normalization by writing

$$\check{\mathbf{e}}^{U,r}(\mathbf{k}, \omega) = \check{e}^{U,r}(\mathbf{k}, \omega) \mathbf{n}^r(\mathbf{k}, \omega),$$

in terms of the complex 0-form $\check{e}^{U,r}(\mathbf{k}, \omega)$ and complex polarization 1-form $\mathbf{n}^r(\mathbf{k}, \omega)$, normalised to satisfy

$$\overline{\mathbf{n}^r(\mathbf{k}, \omega)} \wedge \# \mathbf{n}^r(\mathbf{k}, \omega) = \#1 \quad (20)$$

for each r . If one applies $\# \overline{\check{\mathbf{e}}^{U,r}(\mathbf{k}, \omega)} \wedge \#$ to (17), making use of the symmetries between the real magneto-electric tensors $\zeta^{de}(\mathbf{k}, \omega)$, $\zeta^{db}(\mathbf{k}, \omega)$, $\zeta^{he}(\mathbf{k}, \omega)$, $\zeta^{hb}(\mathbf{k}, \omega)$, and evaluates it with the eigen-wave $\check{\mathbf{e}}^{U,r}(\mathbf{k}, \omega)$, one obtains the *real* 0-form dispersion relation for the characteristic mode r :

$$\begin{aligned} \omega^2 \# (\overline{\mathbf{n}^r} \wedge \# \zeta^{de}(\mathbf{k}, \omega) (\mathbf{n}^r)) &+ \omega \# (\overline{\mathbf{n}^r} \wedge \# \zeta^{db}(\mathbf{k}, \omega) (\# (\mathbf{K} \wedge \mathbf{n}^r))) + \\ + \omega \# (\overline{\mathbf{n}^r} \wedge \mathbf{K} \wedge \zeta^{he}(\mathbf{k}, \omega) (\mathbf{n}^r)) &+ \# (\overline{\mathbf{n}^r} \wedge \mathbf{K} \wedge \zeta^{hb}(\mathbf{k}, \omega) (\# (\mathbf{K} \wedge \mathbf{n}^r))) = 0, \end{aligned}$$

where $\mathbf{n}^r \equiv \mathbf{n}^r(\mathbf{k}, \omega)$ and $\mathbf{K} = \frac{\omega}{c_0} \mathcal{N} \hat{\mathbf{k}} \cdot d\mathbf{r}$ in terms of \mathcal{N} and $\hat{\mathbf{k}}$.

For illustration, consider an *unbounded* magneto-electric material with

$$\zeta^{de}(\mathbf{k}, \omega) = \zeta^{de}(\mathbf{k}, \omega) Id, \quad \zeta^{hb}(\mathbf{k}, \omega) = \zeta^{hb}(\mathbf{k}, \omega) Id, \quad (21)$$

in terms of the scalars $\zeta^{de}(\mathbf{k}, \omega)$, $\zeta^{hb}(\mathbf{k}, \omega)$ and the rank-3 identity tensor Id in space. The medium is oriented in the laboratory spatial basis $\{\partial_x, \partial_y, \partial_z\}$ so that $\zeta^{db}(\mathbf{k}, \omega)$ takes the particular form

$$\zeta^{db}(\mathbf{k}, \omega) = \beta_1(\mathbf{k}, \omega) dx \otimes \partial_y + \beta_2(\mathbf{k}, \omega) dy \otimes \partial_x, \quad (22)$$

in terms of the real scalars $\beta_1(\mathbf{k}, \omega)$, $\beta_2(\mathbf{k}, \omega)$. The matrix representing $\zeta^{db}(\mathbf{k}, \omega)$ in the laboratory basis takes the form

$$[\zeta^{db}(\mathbf{k}, \omega)] \equiv \begin{pmatrix} 0 & \beta_2(\mathbf{k}, \omega) & 0 \\ \beta_1(\mathbf{k}, \omega) & 0 & 0 \\ 0 & 0 & 0 \end{pmatrix}. \quad (23)$$

It follows that¹

$$\zeta^{he}(\mathbf{k}, \omega) = -\beta_2(\mathbf{k}, \omega) dx \otimes \partial_y - \beta_1(\mathbf{k}, \omega) dy \otimes \partial_x. \quad (24)$$

Consider a (complexified) harmonic plane wave propagating through the medium along the z -axis and polarized in the y -direction:

$$\check{\mathbf{e}}^{U,r}(\mathbf{k}, \omega) = \mathcal{E} \exp[ikz - i\omega t] dy \quad (25)$$

for some (real) constant \mathcal{E} , angular frequency $\omega > 0$ and wave number k . From (19), the dispersion relation associated with a polarized eigen-mode $\check{\mathbf{e}}^U(\mathbf{k}, \omega)$ is

$$\zeta^{de}(\mathbf{k}, \omega)\omega^2 - \zeta^{hb}(\mathbf{k}, \omega)k^2 - 2\beta_2(\mathbf{k}, \omega)k\omega = 0, \quad (26)$$

describing propagation in a direction determined by $\text{sgn}(k) \partial_z$ with phase speed $|\omega/k|$ depending on the values of $\zeta^{de}(\mathbf{k}, \omega)$, $\zeta^{hb}(\mathbf{k}, \omega)$ and $\beta_2(\mathbf{k}, \omega)$.

Using (13) and (25) enables one to construct the 1-forms $\check{\mathbf{e}}^{U,r}(\mathbf{k}, \omega)$, $\check{\mathbf{b}}^{U,r}(\mathbf{k}, \omega)$, $\check{\mathbf{d}}^{U,r}(\mathbf{k}, \omega)$, $\check{\mathbf{h}}^{U,r}(\mathbf{k}, \omega)$. Then from (6), the classical photon momenta associated with different electromagnetic stress-energy-momentum tensors (see Appendix A of paper I) may be calculated. The different magneto-electric photon momenta associated with the direction $K = \partial_z$ are:

$$\begin{aligned} p_{K,\pm}^{U,M}(\omega) &= \hbar k_{\pm}, & p_{K,\pm}^{U,AB}(\omega) &= \frac{\hbar \omega^2}{c_0^2 k_{\pm}} \\ p_{K,\pm}^{U,SM}(\omega) &= \frac{1}{2} \left(p_{K,\pm}^{U,M}(\omega) + p_{K,\pm}^{U,AB}(\omega) \right), \end{aligned}$$

where k_{\pm} are the roots of

$$k = \frac{\omega}{\zeta^{hb}(\mathbf{k}, \omega)} \left(-\beta_2(\mathbf{k}, \omega) \pm \sqrt{\beta_2^2(\mathbf{k}, \omega) + \zeta^{de}(\mathbf{k}, \omega)\zeta^{hb}(\mathbf{k}, \omega)} \right)$$

with $\mathbf{k} = (0, 0, k)$. These momenta are independent of $\beta_1(\mathbf{k}, \omega)$ owing to the choice of wave polarization. For $\beta_2(\mathbf{k}, \omega) = 0$ one writes $\zeta^{de}(\mathbf{k}, \omega) = \epsilon_0 \epsilon_r(\mathbf{k}, \omega)$, $(\zeta^{hb}(\mathbf{k}, \omega))^{-1} = \mu_0 \mu_r(\mathbf{k}, \omega)$ and the magneto-electric photon momenta reduce to the classical photon momenta in a stationary, but *dispersive*, homogeneous, isotropic, unbounded polarizable medium, (7)-(9), with a frequency dependent refractive index.

4 Transverse (TDB) Modes in Uniformly Rotating Homogeneous Media

In §2, one used the result that plane harmonic electromagnetic waves can freely propagate in a simple homogeneous isotropic non-dispersive non-accelerating unbounded polarizable medium. For bounded media one expects that boundary conditions will put constraints on the propagation characteristics. For inhomogeneous bounded media single harmonic plane waves are no longer supported and if the medium is accelerated (whether bounded or not) finding solutions to Maxwell's equations in the medium becomes non-trivial in general.

¹From the adjoint relation $\zeta^{db\dagger}(\mathbf{k}, \omega) = -\zeta^{he}(\mathbf{k}, \omega)$.

A significant difference between the electromagnetic stress-energy-momentum tensors advocated by Minkowski and Abraham is that irrespective of the electromagnetic constitutive relation describing the medium the Abraham tensor depends *explicitly* on the bulk 4-velocity field of the medium. This in turn implies that its divergence will depend *explicitly* on the bulk 4-acceleration of the medium. This characteristic feature is frame independent and gives rise, in general, to a non-trivial coupling between the medium acceleration and the electromagnetic field. This interaction is of course absent for media at rest or moving with constant linear velocity in any inertial frame. By contrast a uniformly rotating medium should be sensitive in principle to such an interaction. In the following we will attempt to calculate the significance of this effect. If it is possible to measure the torque on a uniformly rotating medium as a function of rotation speed this should in principle discriminate between the two electromagnetic stress-energy-momentum tensors.

To expedite this program it proves necessary to excite, by some means, electromagnetic fields in an electrically neutral rotating polarizable medium. Since in practice one must deal with finite media and fields outside the body one is confronted with a difficult problem of electromagnetic scattering from a bounded moving polarizable medium. To circumvent this we shall approach the problem in terms of the transmission of incident plane harmonic waves through a thin cylindrical slab uniformly rotating about its axis of symmetry. If the radius of the circular cylinder greatly exceeds its thickness it is reasonable to neglect the boundary conditions on its rim.

Player [3] was one of the first to explore the propagation of waves in a uniformly rotating (unbounded) medium using the non-relativistic Minkowski constitutive relations. He assumed a rigidly rotating medium with angular speed $r\Omega \ll c_0$ for all points a distance r from the axis of rotation and concluded that in this approximation a certain type of plane harmonic wave in the medium was subject to a dispersion relation dependent on Ω . Later Gotte, Barnett and Padgett [4] argued that there should be a spectrum of such modes.

We look first for harmonic plane wave modes in a uniformly rotating homogeneous uncharged medium by supposing that the magnetic induction field \mathbf{b}^U and electric displacement field \mathbf{d}^U are transverse to the propagation of a wave (with wave number k and angular frequency ω) along the axis of rotation. In an inertial frame U introduce the spatial cylindrical coframe $\{e^1 = dr, e^2 = r d\theta, e^3 = dz\}$ in cylindrical polar coordinates (r, θ, z) centred at an interface of the medium and, for some complex amplitudes $B(r), D(r)$, assume that a pair of the complexified interior spatial fields take the form

$$\mathbf{b}^U = B(r)\exp[i(m+1)\theta + ikz - i\omega t] (e^1 + ie^2) \quad (27)$$

$$\mathbf{d}^U = D(r)\exp[i(m+1)\theta + ikz - i\omega t] (e^1 + ie^2), \quad (28)$$

where $m \in \mathbb{Z}$ and $\omega > 0$. Such fields will be referred to as circularly polarized TDB modes. For constant Ω the spatial vector $\mathbb{V}^U = \Omega \frac{\partial}{\partial \theta}$ describes a rigid rotation in U about the z -axis in these coordinates and will be adopted to describe the bulk motion of the medium². Then to first-order (in $\frac{\nu}{c_0}$) the constitutive

²With Ω constant a real unconstrained medium would not remain unstressed in a strictly rigid state according to Newtonian continuum mechanics. Furthermore we eschew all issues associated with notions of relativistic rigidity assuming that they are peripheral to the main discussion here.

relations derived¹ from (2.23) of paper I for a simple rotating homogeneous medium determine the interior electric and magnetic fields as

$$\begin{aligned}\mathbf{e}^U &= \exp[i(m+1)\theta + ikz - i\omega t] \left(\frac{D(r)}{\epsilon_0 \epsilon_r} (e^1 + ie^2) + \left(1 - \frac{1}{\epsilon_r \mu_r}\right) B(r) \Omega r e^3 \right) \\ \mathbf{h}^U &= \exp[i(m+1)\theta + ikz - i\omega t] \left(\frac{B(r)}{\mu_0 \mu_r} (e^1 + ie^2) - \left(1 - \frac{1}{\epsilon_r \mu_r}\right) D(r) \Omega r e^3 \right).\end{aligned}$$

These fields must be compatible with the source free Maxwell system for time harmonic fields²:

$$\underline{d}\mathbf{e}^U = i\omega \mathbf{B}^U, \quad \underline{d}\mathbf{h}^U = -i\omega \mathbf{D}^U.$$

Substituting into the first Maxwell equation above requires a 2-form to be zero (i.e. each component to vanish):

$$\begin{aligned}e^1 \wedge e^2 : \quad \frac{dD(r)}{dr} &= \frac{mD(r)}{r} \\ e^1 \wedge e^3 : \quad \frac{dB(r)}{dr} &= -\frac{B(r)}{r} - \frac{\mu_r}{(1 - \epsilon_r \mu_r)\Omega} \left(\epsilon_r \omega \frac{B(r)}{r} + \frac{ik}{\epsilon_0} \frac{D(r)}{r} \right) \\ e^2 \wedge e^3 : \quad D(r) &= i\epsilon_0 \epsilon_r \left[\frac{\omega}{k} - \frac{(m+1)\Omega}{k} \left(1 - \frac{1}{\epsilon_r \mu_r} \right) \right] B(r).\end{aligned}\quad (29)$$

This system has the solution

$$\begin{aligned}D(r) &= Ar^m, \\ B(r) &= -\frac{ik\mu_r A}{\epsilon_0 [(m+1)(1 - \epsilon_r \mu_r)\Omega + \epsilon_r \mu_r \omega]} r^m\end{aligned}$$

for some constant A . Similarly the second Maxwell equation above gives

$$\begin{aligned}e^1 \wedge e^2 : \quad \frac{dB(r)}{dr} &= \frac{mB(r)}{r} \\ e^1 \wedge e^3 : \quad \frac{dD(r)}{dr} &= -\frac{D(r)}{r} - \frac{\epsilon_r}{(1 - \epsilon_r \mu_r)\Omega} \left(\mu_r \omega \frac{D(r)}{r} - \frac{ik}{\mu_0} \frac{B(r)}{r} \right) \\ e^2 \wedge e^3 : \quad B(r) &= -i\mu_0 \mu_r \left[\frac{\omega}{k} - \frac{(m+1)\Omega}{k} \left(1 - \frac{1}{\epsilon_r \mu_r} \right) \right] D(r).\end{aligned}\quad (30)$$

with solution

$$\begin{aligned}B(r) &= Cr^m, \\ D(r) &= \frac{ik\epsilon_r C}{\mu_0 [(m+1)(1 - \epsilon_r \mu_r)\Omega + \epsilon_r \mu_r \omega]} r^m,\end{aligned}$$

for some constant C . The solutions (29) and (30) are compatible provided

$$k^2 = \frac{\mathcal{N}^2}{c_0^2} \left[\omega - (m+1)\Omega \left(1 - \frac{1}{\epsilon_r \mu_r} \right) \right]^2. \quad (31)$$

¹See appendix for further details of this calculation.

²For *homogeneous* media it is only necessary to solve these coupled equations since the other spatial Maxwell equations are then automatically satisfied.

For real ω a root k of this dispersion relation may become complex for certain values of Ω (and describe evanescent waves). Restricting to real k roots, with real Ω and real $\mathcal{N} > 0$ such that

$$\omega - \Omega \left(1 - \frac{1}{\epsilon_r \mu_r} \right) > 0.$$

yields propagating solutions with wave numbers as real roots of the dispersion relation (31). These determine the two possible directions of propagation of each TDB mode labelled by m . Let

$$k_{R,L} = \eta_{R,L} \frac{\mathcal{N}}{c_0} \left[\omega - (m+1)\Omega \left(1 - \frac{1}{\epsilon_r \mu_r} \right) \right], \quad (32)$$

where $\eta_R = 1$ and $\eta_L = -1$. Then $\text{sgn}(k_R) > 0$ and k_R denotes a right-moving wave while $\text{sgn}(k_L) < 0$ and k_L denotes a left-moving wave. Thus, for propagating TDB waves satisfying the dispersion relation (31)

$$C_{R,L} = -\eta_{R,L} \frac{i\mathcal{N}A_m^+(k_{R,L})}{\epsilon_0 \epsilon_r c_0}.$$

and

$$\begin{aligned} B_{R,L}(r) &= -\eta_{R,L} \frac{i\mathcal{N}A_m^+(k_{R,L})}{\epsilon_0 \epsilon_r c_0} r^m \\ D(r) &= A_m^+(k_{R,L}) r^m \end{aligned}$$

for the arbitrary constant $A_m^+(k_{R,L})$. In this notation the left and right propagating, left and right circularly polarized, TDB modes in a uniformly rotating homogeneous dielectric cylinder can be written:

$$\begin{aligned} \mathbf{e}_{R,L}^{U,\pm} &= \frac{A_m^\pm(k_{R,L})}{\epsilon_0 \epsilon_r} \exp[i(m+1)\theta + ik_{R,L}z - i\omega t] \left(e^1 \pm ie^2 - i\eta_{R,L} \left(1 - \frac{1}{\epsilon_r \mu_r} \right) \frac{\mathcal{N}\Omega r}{c_0} e^3 \right) r^m \\ \mathbf{b}_{R,L}^{U,\pm} &= \eta_{R,L} \frac{A_m^\pm(k_{R,L})\mu_0\mu_r c_0}{\mathcal{N}} \exp[i(m+1)\theta + ik_{R,L}z - i\omega t] (e^2 \mp ie^1) r^m \\ \mathbf{d}_{R,L}^{U,\pm} &= A_m^\pm(k_{R,L}) \exp[i(m+1)\theta + ik_{R,L}z - i\omega t] (e^1 \pm ie^2) r^m \\ \mathbf{h}_{R,L}^{U,\pm} &= \frac{A_m^\pm(k_{R,L})c_0}{\mathcal{N}} \exp[i(m+1)\theta + ik_{R,L}z - i\omega t] \left(\eta_{R,L} (e^2 \mp ie^1) - \left(1 - \frac{1}{\epsilon_r \mu_r} \right) \frac{\mathcal{N}\Omega r}{c_0} e^3 \right) r^m. \end{aligned}$$

If the axis $r = 0$ is in the medium and there are no axial sources then the integer $m \geq 0$. All integers m are permitted if the medium is a shell with the rotation axis excluded. Fields with $m > 0$ are clearly unbounded if r extends indefinitely. All modes are eigen-forms of the rotation operator $\frac{1}{i}\mathcal{L}_{\partial_\theta}$ with eigenvalue $m+1$. The interesting physical modes in an unbounded medium are the harmonic plane waves with $m = 0$. These are the waves first explored by Player [3]. One expects that these modes could be excited by a harmonic plane wave normally incident on a rotating slab from the vacuum. In a simple medium its refractive index \mathcal{N} is dispersion-free and independent of the harmonic wave polarization.

There also exists a set of circular polarized TEH modes that can be calculated using an initial ansatz where the magnetic field \mathbf{h}^U and electric field \mathbf{e}^U are transverse to the direction of propagation along the rotation axis:

$$\mathbf{e}^U = E(r) \exp[i(m+1)\theta + ikz - i\omega t] (e^1 \pm ie^2) \quad (33)$$

$$\mathbf{h}^U = H(r) \exp[i(m+1)\theta + ikz - i\omega t] (e^1 \pm ie^2) \quad (34)$$

with $m \in \mathbb{Z}$ as before. However if $\Omega \neq 0$ it appears that there are no harmonic plane wave TEH modes among this set, even for $m = 0$, so we will not discuss them further here.

If a plane circularly polarized harmonic wave in the vacuum is incident normally on a homogeneous uniformly rotating thin cylindrical slab consisting of material satisfying a simple constitutive relation (with ϵ_r, μ_r constant) then it is straightforward to satisfy the electromagnetic jump conditions at the slab plane interfaces with left and right moving $m = 0$, circularly polarized, TDB modes in the medium (and a reflected and transmitted circularly polarized, harmonic plane wave in the vacuum). From equation (3.2) of paper I, one can use such a solution to calculate the real instantaneous electromagnetic K -drive on the slab. Such a drive will fluctuate harmonically in time with angular frequency a multiple of the incident frequency. For any $\tau_K^{U,EM}$ the field in the slab is time-harmonic in the laboratory frame U and the time-average of $\mathcal{L}_U \rho_K^{U,EM}$ is zero. Furthermore since $J_K^{U,EM}$ is a real quadratic function of the time-harmonic fields $\mathbf{e}^U, \mathbf{b}^U, \mathbf{d}^U, \mathbf{h}^U$ in the medium, the time-average of $J_K^{U,EM}$ is independent of the propagation coordinate z . Hence from equation (3.2) of paper I, the time-averaged total K -drive on a fixed volume \mathcal{V} of the rotating medium is:

$$\overline{f_K^{U,in,ext}[\mathcal{V}]} \equiv - \int_{\partial\mathcal{V}} \langle J_K^{U,in,EM} \rangle. \quad (35)$$

The surface $\partial\mathcal{V}$ consists of the two opposite interior circular discs and the interior cylindrical rim. For all the tensors in Appendix A of paper I, the contribution to the integral from the latter is zero since the integrand in (35) is zero when pulled back to the interior rim. Furthermore the contributions to the integral from the two opposite interior faces cancel since the time-averaged $\langle J_K^{U,in,EM} \rangle$ is independent of z . Hence one concludes that if a normally incident plane harmonic vacuum wave excites a plane harmonic TDB mode in such a simple (uniformly rotating or stationary) medium the induced time-averaged K -drive will be zero. Thus one cannot discriminate between Minkowski and Abraham stress-energy-momentum tensors by exciting plane TDB modes in a simple medium in this manner. One alternative is to excite harmonic fields in a medium in which the time-averaged $\langle J_K^{U,in,EM} \rangle$ is not independent of z . Then the contribution from opposite interior faces will not necessarily vanish. The simplest strategy to implement this requirement is to employ fields in an inhomogeneous dispersion-free medium in which the permittivity or permeability varies with z along the axis of the slab. Unfortunately the simple TDB plane wave modes above are no longer solutions to the Maxwell equations in such an inhomogeneous medium. Nevertheless it will be shown below how the computation of the Maxwell fields in such cases can lead to a method of discriminating between different electromagnetic stress-energy-momentum tensors in uniformly rotating inhomogeneous media.

5 Plane Waves Incident on a Stationary Inhomogeneous Dielectric Slab

The theory of Killing forms was exploited above in order to calculate the time-averaged harmonic electromagnetic forces and torques on perfectly insulating

homogeneous polarizable media described by the Minkowski constitutive relations. For stationary or non-relativistically uniformly rotating media it was found that the induced electromagnetic drives did not discriminate between the electromagnetic stress-energy-momentum tensors proposed by Minkowski and Abraham. If one stays with slabs excited by incident plane harmonic vacuum electromagnetic waves it is natural to enquire about the influence of material inhomogeneities on this result. However a polarized plane harmonic wave incident in the vacuum on a *stationary inhomogeneous slab* of polarizable material will not in general propagate in the medium as a polarized plane harmonic wave. To facilitate a discussion in the next section of the behaviour of such an incident wave on a *rotating slab*, a solution to the problem of fields in a stationary inhomogeneous slab will be considered in this section.

The stationary slab is oriented in a Cartesian frame with coordinates $\{x, y, z\}$ as indicated in figure 1. Suppose a plane polarized plane wave monochromatic wave with angular frequency $\omega > 0$, propagating in the z -direction, is incident on a slab of thickness ℓ and infinite extent in the x and y directions.

Let the slab have relative permittivity $\epsilon_r(z)$ and constant relative permeability μ_r . The slab has parallel interfaces (with the vacuum) at $z = 0$ and $z = \ell$ thereby distinguishing the spatial region $z < 0$ denoted I , $0 < z < \ell$ denoted II and $z > \ell$ denoted III .

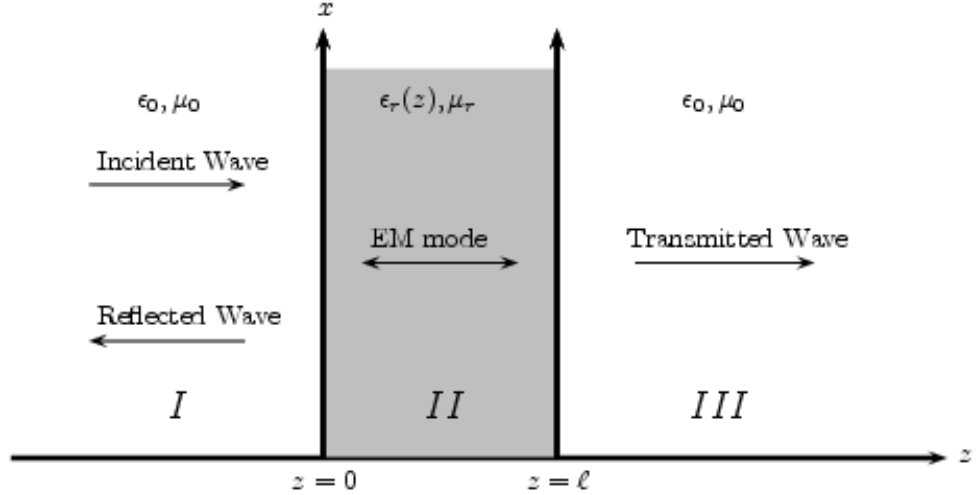


Figure 1: Geometry of the inhomogeneous stationary dielectric slab and the propagation direction of waves in the vacuum regions.

Let $F^{II} = dA^{II}$ in region II with

$$A^{II} = \mathcal{A}_0 \mathcal{A}(z) \exp[-i\omega t] dy$$

for some (complex) function $\mathcal{A}(z)$ and (real) constant \mathcal{A}_0 with physical dimen-

sions (so that $\mathcal{A}(z)$ is dimensionless). Then

$$F^{II} = dA^{II} = \left(\frac{d\mathcal{A}(z)}{dz} dz \wedge dy - i\omega\mathcal{A}(z) dt \wedge dy \right) \mathcal{A}_0 \exp[-i\omega t].$$

The medium is at rest relative to the inertial frame U so is assigned the 4-velocity $V = \frac{1}{c_0} \partial_t$. Thus, from the covariant dielectric constitutive relation (2.23) of paper I:

$$G^{II} = \left(\frac{1}{\mu_r} \frac{d\mathcal{A}(z)}{dz} dz \wedge dy - i\epsilon_r(z)\omega\mathcal{A}(z) dt \wedge dy \right) \mathcal{A}_0 \epsilon_0 \exp[-i\omega t].$$

For an uncharged medium ($j = 0$) the inhomogeneous Maxwell equation (2.21) of paper I yields

$$d \star G^{II} = - \left(\frac{1}{\mu_r} \frac{d^2 \mathcal{A}(z)}{dz^2} + \frac{\omega^2 \epsilon_r(z) \mathcal{A}(z)}{c_0^2} \right) \mathcal{A}_0 c_0 \epsilon_0 \exp[-i\omega t] dz \wedge dx \wedge dt = 0.$$

If the relative permittivity is taken to be the function, $\epsilon_r(z) = \alpha + \frac{\beta z}{\ell}$ for some (dimensionless) constants α, β , this Schrödinger-like differential equation can be solved in terms of a basis of Airy functions of the first and second kind (Ai and Bi respectively) to give

$$\mathcal{A}(z) = C_1 \text{Ai}[\mathcal{K}(z)] + C_2 \text{Bi}[\mathcal{K}(z)],$$

where $C_1, C_2 \in \mathbb{C}$ and

$$\mathcal{K}(z) = - \left(\frac{\alpha \ell}{\beta} + z \right) \left(\frac{\omega^2 \beta \mu_r}{\ell c_0^2} \right)^{\frac{1}{3}}.$$

Thus, for this inhomogeneous dielectric with linearly-varying permittivity:

$$A^{II} = \mathcal{A}_0 \left(C_1 \text{Ai}[\mathcal{K}(z)] + C_2 \text{Bi}[\mathcal{K}(z)] \right) \exp[-i\omega t] dy. \quad (36)$$

The dimensionless complex constants C_1, C_2 can be determined from two interface conditions. Consider vacuum electromagnetic plane waves in region I with (real) amplitude \mathcal{A}_0 and complex amplitude E_L^I , propagating in the (positive and negative) z -directions respectively:

$$A^I = \mathcal{A}_0 \left(\exp[ik_R^I z - i\omega t] + E_L^I \exp[ik_L^I z - i\omega t] \right) dy, \quad (37)$$

where k_R and k_L denote distinct roots of the vacuum dispersion relation

$$k^2 - \frac{\omega^2}{c_0^2} = 0 \quad (38)$$

with $\text{sgn}(k_R^I) > 0$ and $\text{sgn}(k_L^I) < 0$. Similarly, a transmitted field in region III is written

$$A^{III} = \mathcal{A}_0 E_R^{III} \exp[ik_R^{III} z - i\omega t] dy \quad (39)$$

for some complex amplitude E_R^{III} and $\text{sgn}(k_R^{III}) > 0$. At each interface one must satisfy the interface conditions on a spacetime hypersurface³. On the left

³See appendix for their formulation on spacetime.

interface $f = z$ and on the right interface $f = z - \ell$. If Ω_0^* (Ω_ℓ^*) denote the pull-back of forms to $z = 0$ ($z = \ell$) respectively, the interface boundary conditions become

$$\begin{aligned}\Omega_0^*(F^I - F^{II}) &= \Omega_\ell^*(F^{II} - F^{III}) = 0 \\ \Omega_0^*(\star G^I - \star G^{II}) &= \Omega_\ell^*(\star G^{II} - \star G^{III}) = 0.\end{aligned}$$

These yield a linear system of equations for the dimensionless complex variables $E_L^I, C_1, C_2, E_R^{III}$:

$$\begin{pmatrix} 0 & \text{Ai}[\mathcal{K}(\ell)] & \text{Bi}[\mathcal{K}(\ell)] & -\exp\left[\frac{i\omega\ell}{c_0}\right] \\ 0 & \text{Ai}'[\mathcal{K}(\ell)] & \text{Bi}'[\mathcal{K}(\ell)] & -i\mu_r \frac{\omega}{c_0} \exp\left[\frac{i\omega\ell}{c_0}\right] \\ i\mu_r \frac{\omega}{c_0} & \text{Ai}'[\mathcal{K}(0)] & \text{Bi}'[\mathcal{K}(0)] & 0 \\ -1 & \text{Ai}[\mathcal{K}(0)] & \text{Bi}[\mathcal{K}(0)] & 0 \end{pmatrix} \begin{pmatrix} E_L^I \\ C_1 \\ C_2 \\ E_R^{III} \end{pmatrix} = \begin{pmatrix} 0 \\ 0 \\ i\mu_r \frac{\omega}{c_0} \\ 1 \end{pmatrix}$$

where

$$\text{Ai}'[\mathcal{K}(a)] \equiv \left. \frac{d}{dz} \text{Ai}[\mathcal{K}(z)] \right|_{z=a}$$

and similarly for $\text{Bi}'[\mathcal{K}(a)]$. The system admits a solution provided the 4×4 complex matrix above is non-singular.

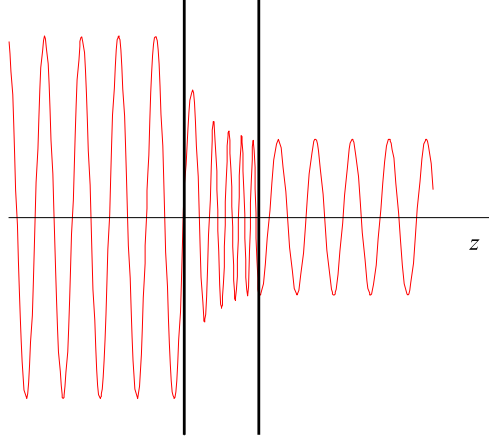


Figure 2: Electric field amplitude demonstrating transmission of a normally incident harmonic plane wave from the left through a stationary linearly-inhomogeneous plane dielectric slab.

The solution is readily obtained but its complicated structure will not be displayed here. It replaces the plane wave dispersion relation in a homogeneous medium. Suffice to add that with the aid of (36)-(39), one may now explicitly construct the Maxwell and excitation 2-forms in all three regions, and hence the electromagnetic field 1-forms $\{\mathbf{e}^U, \mathbf{b}^U, \mathbf{d}^U, \mathbf{h}^U\}$ in all three regions. The

schematic behaviour of the real electric field amplitude in all regions is shown in figure 2. Solutions with different incident polarizations follow in a similar manner.

Once one has a complete Maxwell solution for a given incident wave this can be substituted into any K -drive in order to calculate time-averaged force and torque pressures on any area of the slab in terms of the incident wave parameters \mathcal{A}_0, ω and the medium characteristics $\epsilon_r(z), \ell$. For the linear polarized plane waves (37) and (39) one finds non-zero time-averaged integrated electromagnetic torques in any finite volume of the medium associated with the Minkowski, symmetrized Minkowski and Abraham drive forms. However they are all the same. This is to be expected since, if one observes from the table in Appendix A of paper I that with the medium at rest ($U = V$), although the medium is inhomogeneous, the associated current 2-forms J_K^U for $U(K) = 0$ are the same and $\langle \dot{\rho}_K^U \rangle = 0$ for harmonic waves. Moreover if one considers incident circularly polarized harmonic plane waves the total time-averaged torques are each zero. Hence harmonic plane waves cannot distinguish the effects of the Minkowski, symmetrized Minkowski and Abraham electromagnetic stress-energy-momentum tensors when incident on non-accelerating inhomogeneous slabs of simple media. It is natural to enquire how this result may change when the medium accelerates. This is explored in the next section for a simple planar inhomogeneous dielectric slab in uniform rotation about its axis of symmetry.

6 Circularly-Polarized Plane Waves Incident on a Simple Rotating Inhomogeneous Dielectric Cylinder

In the last section the fields in a stationary linearly inhomogeneous slab excited by an incident plane harmonic wave were found. Such fields yield a non-zero time-averaged net force (and torque) on such a slab that is the same for both the Abraham and symmetrized Minkowski electromagnetic stress-energy-momentum tensors. One could attempt to find the fields excited by an incident electromagnetic pulse such as that produced by a laser. Since such fields are not harmonic they may yield forces and torques that distinguish between such tensors particularly if one also employs a slab with anisotropic or magneto-electric properties [5]. However the precise nature of the fields in a laser pulse with a finite spot size is clearly more difficult to ascertain theoretically and this makes the problem of matching fields at the slab interfaces more difficult than with harmonic plane waves.

In this section it is shown how circularly polarized *plane harmonic* waves can excite a transverse plane wave field in a simple inhomogeneous *uniformly rotating* medium analogous to that found in the previous section. The form of this wave is determined by a single amplitude function of z in the cylindrical coordinates used in §4, satisfying a second order *ordinary* differential equation with coefficients dependent on the frequency of the incident wave, the speed of rotation of the slab and its constitutive properties. Although this equation has no solution in terms of simple analytic functions it is amenable to numerical analysis. Furthermore one can match a basis of such solutions to the vacuum

plane waves at the rotating plane slab interfaces. If one accepts that the edge effects produced by the rim of the rotating slab are ignorable then an approximate numerical estimate of the fields excited in the slab by normally incident harmonic plane waves can be made. From such a solution one may compute the net time-averaged torque on the slab for both the Abraham and symmetrized Minkowski electromagnetic stress-energy-momentum tensors. It will be shown that for a simple medium with relative permeability one and a permittivity that varies linearly with z in the slab these two torques are significantly different.

In cylindrical coordinates, suppose the cylindrical slab rotates with constant angular speed Ω about its axis of symmetry along the z -direction. Let the cylinder domain II have constant permeability μ_r but relative permittivity $\epsilon_r(z)$ and denote the left and right vacuum domains by I and III respectively. Since the field in this medium is to be excited by a transverse circularly polarized plane harmonic vacuum wave we look for monochromatic time-harmonic interior solutions with a TDB-type field ansatz in the cylindrical coframe used in §4:

$$\begin{aligned}\mathbf{b}_{II}^U &= c_0^{-1} \mathcal{E} B(z) \exp[i\theta - i\omega t] (e^1 + ie^2) \\ \mathbf{d}_{II}^U &= \epsilon_0 \mathcal{E} D(z) \exp[i\theta - i\omega t] (e^1 + ie^2).\end{aligned}$$

With the real constant \mathcal{E} assigned the physical dimensions of $\frac{[Q]}{[L^2][\epsilon_0]}$, the complex amplitudes $B(z), D(z)$ to be determined are dimensionless. The electric field 1-form \mathbf{e}_{II}^U and the magnetic field 1-form \mathbf{h}_{II}^U are now determined from the constitutive relation for a rotating dielectric. Generalizing the $m = 0$, TDB mode in homogeneous media found in §4 they may be written in the form.

$$\begin{aligned}\mathbf{e}_{II}^U &= \mathcal{E} (E_1(r, z)e^1 + E_2(r, z)e^2 + E_3(r, z)e^3) \exp[i\theta - i\omega t] \\ \mathbf{h}_{II}^U &= c_0 \epsilon_0 \mathcal{E} (H_1(r, z)e^1 + H_2(r, z)e^2 + H_3(r, z)e^3) \exp[i\theta - i\omega t].\end{aligned}$$

Using the constitutive relations (2.23) of paper I with $\mathbb{V}^U = \Omega \partial_\theta$ it follows that:

$$\begin{aligned}E_1(r, z) &= \frac{D(z)}{\epsilon_r(z)} & H_1(r, z) &= \frac{B(z)}{\mu_r} \\ E_2(r, z) &= iE_1(r, z) & H_2(r, z) &= iH_1(r, z) \\ E_3(r, z) &= -\frac{rB(z)(1 - \epsilon_r(z)\mu_r)\Omega}{c_0\mu_r\epsilon_r(z)} & H_3(r, z) &= -\frac{rD(z)(\epsilon_r(z)\mu_r - 1)\Omega}{c_0\mu_r\epsilon_r(z)},\end{aligned}$$

to leading order in $\frac{\omega}{c_0}$. The fields F^{II} and G^{II} can now be constructed to satisfy $dF^{II} = 0$ and $d \star G^{II} = 0$. These equations require

$$\begin{aligned}\left(\frac{D(z)}{\epsilon_r(z)}\right)' &= \frac{B(z)}{c_0\mu_r\epsilon_r(z)} \left(\epsilon_r(z)\mu_r(\Omega - \omega) - \Omega \right) \\ B'(z) &= -\frac{D(z)}{c_0\epsilon_r(z)} \left(\epsilon_r(z)\mu_r(\Omega - \omega) - \Omega \right),\end{aligned}$$

where $f'(z)$ denotes the derivative of $f(z)$ with respect to z . Substituting $D(z)$ into the first differential equation gives a second order differential equation for $B(z)$:

$$B''(z) - \frac{\mu_r(\Omega - \omega)\epsilon_r'(z)B'(z)}{\epsilon_r(z)\mu_r(\Omega - \omega) - \Omega} + \frac{(\epsilon_r(z)\mu_r(\Omega - \omega) - \Omega)^2 B(z)}{c_0^2\mu_r\epsilon_r(z)} = 0. \quad (40)$$

Note, that with a real $\epsilon_r(z)$, the coefficients of this differential equation are real. Write the solution for $B(z)$ as

$$B(z) = C_1\sigma_1(z) + C_2\sigma_2(z), \quad (41)$$

in terms of complex dimensionless constants C_1, C_2 and a basis of *real* solutions $\{\sigma_1(z), \sigma_2(z)\}$. It follows that

$$D(z) = -\frac{c_0\epsilon_r(z)(C_1\sigma_1'(z) + C_2\sigma_2'(z))}{\epsilon_r(z)\mu_r(\Omega - \omega) - \Omega}.$$

The forms F^{II} and G^{II} inside the rotating slab are now expressed in terms of a basis of solutions for (40) as:

$$\begin{aligned} F^{II} = & \frac{c_0(C_1\sigma_1'(z) + C_2\sigma_2'(z))}{\epsilon_r(z)\mu_r(\Omega - \omega) - \Omega} \mathcal{E} \exp[i\theta - i\omega t] e^0 \wedge (e^1 + ie^2) \\ & + (C_1\sigma_1(z) + C_2\sigma_2(z)) \mathcal{E} \exp[i\theta - i\omega t] (ie^1 - e^2) \wedge e^3 \\ & + \frac{r\Omega(1 - \epsilon_r(z)\mu_r)(C_1\sigma_1(z) + C_2\sigma_2(z))}{c_0\epsilon_r(z)\mu_r} \mathcal{E} \exp[i\theta - i\omega t] e^0 \wedge e^3 \\ G^{II} = & \frac{\epsilon_0\epsilon_r(z)c_0(C_1\sigma_1'(z) + C_2\sigma_2'(z))}{\epsilon_r(z)\mu_r(\Omega - \omega) - \Omega} \mathcal{E} \exp[i\theta - i\omega t] e^0 \wedge (e^1 + ie^2) \\ & + \frac{\epsilon_0}{\mu_r} (C_1\sigma_1(z) + C_2\sigma_2(z)) \mathcal{E} \exp[i\theta - i\omega t] (ie^1 - e^2) \wedge e^3 \\ & + \frac{\epsilon_0 r \Omega (1 - \epsilon_r(z)\mu_r)(C_1\sigma_1'(z) + C_2\sigma_2'(z))}{\mu_r(\epsilon_r(z)\mu_r(\Omega - \omega) - \Omega)} \mathcal{E} \exp[i\theta - i\omega t] e^1 \wedge e^2. \end{aligned} \quad (42)$$

As we have seen in the last section, when $\Omega = 0$ and $\epsilon_r(z)$ varies linearly with z , the basis solutions can be expressed in terms of Airy functions. The complex constants in (42) are determined as before by matching F^{II} and G^{II} to harmonic plane waves at the interfaces of region *II* with regions *I* and *III*. Thus with $F^I = dA^I$, $F^{III} = dA^{III}$, $G^I = \epsilon_0 F^I$, $G^{III} = \epsilon_0 F^{III}$ and

$$A^I = \frac{c_0 \mathcal{E}}{i\omega} \exp[i\theta - i\omega t] (\exp[ik_R^I z] + E_L^I \exp[ik_L^I z]) (e^1 + ie^2)$$

$$A^{III} = \frac{c_0 \mathcal{E}}{i\omega} E_R^{III} \exp[i\theta - i\omega t + ik_R^{III} z] (e^1 + ie^2),$$

the plane interface conditions yield the following equations for the dimensionless complex variables $E_L^I, C_1, C_2, E_R^{III}$:

$$\begin{pmatrix} 1 & -\frac{\sigma_1'(0)}{\lambda(0)} & -\frac{\sigma_2'(0)}{\lambda(0)} & 0 \\ i\mu_r & \sigma_1(0) & \sigma_2(0) & 0 \\ 0 & -\frac{\sigma_1'(\ell)}{\lambda(\ell)} & -\frac{\sigma_2'(\ell)}{\lambda(\ell)} & \exp\left[\frac{i\omega\ell}{c_0}\right] \\ 0 & \sigma_1(\ell) & \sigma_2(\ell) & -i\mu_r \exp\left[\frac{i\omega\ell}{c_0}\right] \end{pmatrix} \begin{pmatrix} E_L^I \\ C_1 \\ C_2 \\ E_R^{III} \end{pmatrix} = \begin{pmatrix} -1 \\ i\mu_r \\ 0 \\ 0 \end{pmatrix}$$

where

$$\lambda(z) = \frac{\epsilon_r(z)\mu_r(\Omega - \omega) - \Omega}{c_0}.$$

This matrix equation admits a solution provided

$$\exp\left[i\frac{\omega}{c_0}\ell\right]\left(\left(\sigma_1(\ell)\sigma_2(0)-\sigma_1(0)\sigma_2(\ell)\right)+\frac{\mu_r^2\left(\sigma'_1(\ell)\sigma'_2(0)-\sigma'_1(0)\sigma'_2(\ell)\right)}{\lambda(0)\lambda(\ell)}\right. \\ \left.-i\mu_r\frac{\left(\sigma'_1(\ell)\sigma_2(0)-\sigma_1(0)\sigma'_2(\ell)\right)}{\lambda(\ell)}-i\mu_r\frac{\left(\sigma'_1(0)\sigma_2(\ell)-\sigma_1(\ell)\sigma'_2(0)\right)}{\lambda(0)}\right)\neq 0.$$

Thus one has a matched solution to the complete electromagnetic system in terms of a basis of solutions for (40) and $\epsilon_r(z)$. With $K = \partial_\theta$, one may now express the time-averaged total torques, $-\int_{\mathcal{V}} \langle i_U d\tau_K^{AB} \rangle$ and $-\int_{\mathcal{V}} \langle i_U d\tau_K^{SM} \rangle$, on a thin rotating disk of volume \mathcal{V} in terms of this solution and for each Ω and ω numerically integrate (40) to find the needed values of $\sigma_1(z)$ and $\sigma_2(z)$ in the slab.

The results in figures 3 and 4 are for $\epsilon_r(z) = \alpha + \frac{\beta}{\ell}z$ with real constants α, β describing the variation of permittivity across the cylindrical disc of thickness ℓ . They clearly indicate that if one could devise an experiment to measure the mechanical torque needed to maintain a simple inhomogeneous dielectric medium in uniform rotation both in the absence and presence of a normally incident circularly polarized harmonic plane wave then one may be able to discriminate between the effects induced by different electromagnetic stress-energy-momentum tensors.

7 Conclusions

Unlike the Minkowski tensor and its symmetrized version, the divergence of the Abraham tensor depends *explicitly* on the bulk acceleration field of the medium. Given simple electromagnetic constitutive relations this implies the existence of local acceleration dependent Abraham forces and torques in the presence of electromagnetic fields. One could write the Abraham tensor as the sum of any other symmetric tensor (including the symmetrized Minkowski tensor) and the difference between the two. This of course makes no difference to the divergence but *assigning* the difference in the tensors to the accompanying matter tensor appears to us ad hoc and unwarranted. As an illustration we would prefer to identify the radiation reaction force experienced by a radiating point charge (that depends on the rate of change of the acceleration of the particle) with an intrinsic property of the charge's interaction with the electromagnetic field rather than with the charge's inertia (that conventionally depends only on the acceleration) and some additional force. Furthermore from an action variational viewpoint it is natural to associate particular stress-energy-momentum tensors with particular interacting systems since the extrema of the total action determine both the total stress-energy-momentum *and* the field equations for the fully coupled system.

The view advocated here is that it does make sense to try and pin down by theoretical modelling and experiment the most appropriate *form* of an electromagnetic stress-energy-momentum tensor for as large a range of electromagnetic constitutive relations as possible. As emphasized in [1, 2], we believe that variational principles including gravitation are a valuable theoretical guide in this endeavor. On the experimental side it is suggested here that experiments involving accelerating media might offer a sensitive means to discriminate between alternatives.

From the calculations for the macroscopic time-averaged specific torques on simple media shown in figures 3 and 4, it is clear that those corresponding to the symmetrized Minkowski tensor are much larger than those associated with the Abraham tensor. In each figure the physical torque has been calculated for a cylinder of radius 1 m and thickness $\ell = 1\text{ mm}$ as a function of the uniform rotation speed Ω in radians per second. The parameters defining the linear variation of permittivity across the thickness of the cylinder are $\alpha = 1$ and $\beta = 100$. The torque curves are calculated for a range of frequencies (indicated in Hz in the legend on the right of each figure) of the normally incident circularly polarized incident plane wave. The magnitude of each physical torque (in Newton m) is obtained by multiplying the indicated specific torques by \mathcal{E}^2 where \mathcal{E} is the amplitude of the electric field of the incident plane wave in volts m^{-1} . Recall that the time-averaged power in a harmonic plane wave crossing unit normal area is $\mathcal{E}^2/(2Z_0)\text{ watts m}^{-2}$ in terms of the characteristic impedance $Z_0 = \sqrt{\mu_0/\epsilon_0}$ of free space. The detection of such a torque would require the measurement of an externally applied torque to maintain a non-deformed cylinder in uniform rotation. It is interesting to note from the figures the torque asymmetry about $\Omega = 0$. This asymmetry can be shifted along the horizontal axes by using an oppositely polarized incident beam and is clearly a direct manifestation of its intrinsic angular momentum. The significant quantitative differences between the time-averaged Abraham and symmetrized Minkowski torques in simple inhomogeneous rotating dielectrics suggest that new opportunities exist for exploring the effects of classical electrodynamics in more general rotating media.

8 Acknowledgements

The authors are grateful to the Cockcroft Institute, the Alpha-X project, STFC and EPSRC (EP/E001831/1) for financial support for this research.

A Notation

The natural mathematical language to discuss the differential properties of tensor fields on spacetime and their relation to integrals over material domains is in terms of differential forms and their associated exterior calculus (Benn & Tucker 1988). In this section a brief summary is given of the relevant notation used in subsequent sections. A key concept throughout involves the role of the spacetime metric tensor field and possible isometries that it may possess. A spacetime metric tensor field g is a symmetric bilinear form on spacetime that can always be represented in a local cobasis of differential 1-forms $\{e^a\}$ as

$$g = -e^0 \otimes e^0 + e^1 \otimes e^1 + e^2 \otimes e^2 + e^3 \otimes e^3. \quad (43)$$

If $\{X_b\}$ is the dual local basis of vector fields on spacetime defined so that $e^a(X_b) = \delta_b^a$ ($a, b = 0, 1, 2, 3$) one has the induced contravariant metric

$$g^{-1} = -X_0 \otimes X_0 + X_1 \otimes X_1 + X_2 \otimes X_2 + X_3 \otimes X_3. \quad (44)$$

If α is any given 1-form, one has an associated vector field $\tilde{\alpha}$ defined so that $\beta(\tilde{\alpha}) = g^{-1}(\alpha, \beta)$ for all 1-forms β . Since g^{-1} is symmetric this will be abbrevi-

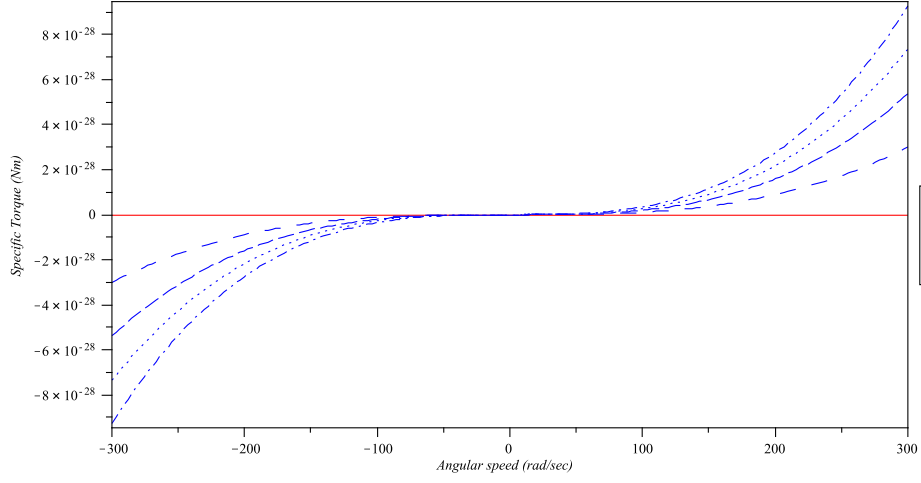


Figure 3: Variation of time-averaged specific torques with angular speed of a thin rotating cylinder calculated with the **Abraham** electromagnetic stress-energy-momentum tensor. The physical torque is obtained by multiplying each specific torque by \mathcal{E}^2 where \mathcal{E} is the electric field amplitude in volts m^{-1} of the normally incident plane circularly polarized harmonic wave with frequency (including the optical range) given by the legend on the right of the figure.

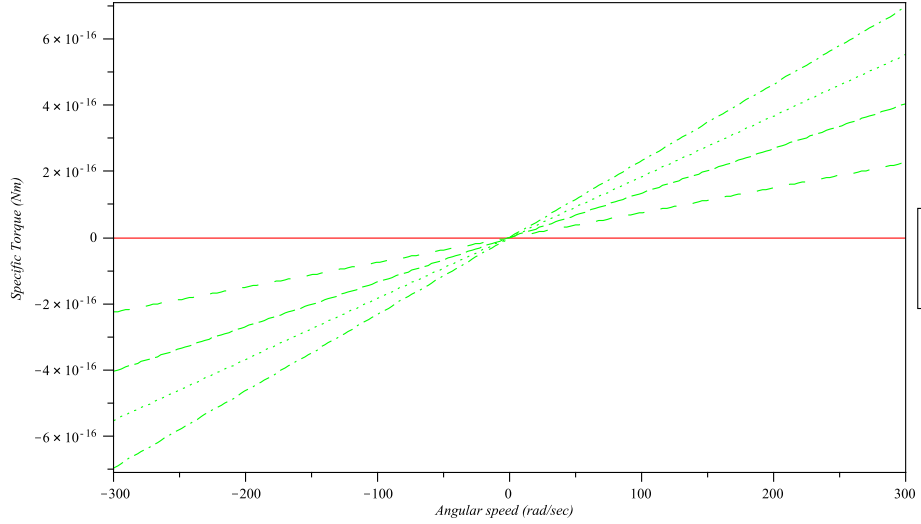


Figure 4: Variation of time-averaged specific torques with angular speed of a thin rotating cylinder calculated with the **symmetrized Minkowski** electromagnetic stress-energy-momentum tensor. The physical torque is obtained by multiplying each specific torque by \mathcal{E}^2 where \mathcal{E} is the electric field amplitude in volts m^{-1} of the normally incident plane circularly polarized harmonic wave with frequency (including the optical range) given by the legend on the right of the figure.

viated $\tilde{\alpha} = g^{-1}(\alpha)$. In a similar way if X is any given vector field one has an associated 1-form $\tilde{X} = g(X)$.

In the g -orthonormal basis $\{e^a\}$ one has a canonical local 4-form denoted $\star 1$ and defined to be $e^0 \wedge e^1 \wedge e^2 \wedge e^3$. The Hodge map \star induced by $\star 1$ maps p -forms to $(4-p)$ -forms on spacetime (Benn & Tucker 1988; see also Appendix A of paper I). The metric also uniquely defines the covariant derivative ∇_X with respect to any vector field X . This has the property $\nabla_X g = 0$ and $\nabla_X Y - \nabla_Y X = [X, Y]$ for all vector fields X, Y . In this expression $[X, Y]$ denotes the commutator bracket. While ∇_X has a type-preserving action on any tensor field the exterior derivative d is defined to act only on antisymmetric tensor fields (differential forms) and has the property $d \circ d = 0$. Contraction of any p -form β with X is denoted $i_X \beta$. The interior operator i_X is a graded derivation defined so that

$$i_X(\alpha \wedge \beta) = (i_X \alpha) \wedge \beta + (-1)^p \alpha \wedge i_X \beta, \quad (45)$$

for any p -form α and q -form β . If $p = 1$, one defines $i_X \alpha = \alpha(X)$, and if $p = 0$, $i_X \alpha = 0$, for all vector fields X . One has the useful relations

$$\begin{aligned} \star \star \Phi &= (-1)^{p+1} \Phi \\ i_X \star \Phi &= \star(\Phi \wedge \tilde{X}) \\ \mathcal{L}_X \Phi &= i_X d\Phi + di_X \Phi, \end{aligned}$$

for any p -form Φ on spacetime where \mathcal{L}_X denotes Lie differentiation with respect to X .

The spacetime divergence operator $\nabla \cdot$ takes a simple form if one uses the g -orthonormal basis above. Acting on a symmetric covariant tensor T it defines by contraction on the first argument the 1-form

$$\nabla \cdot T = \sum_{a=0}^3 (\nabla_{X_a} T)(X^a, -) \quad (46)$$

where $\{X^a\} = \{-X_0, X_1, X_2, X_3\}$. For a symmetric tensor T it is sufficient to write the right hand side as $(\nabla_{X_a} T)(X^a)$. A local spacetime isometry with respect to g is a local diffeomorphism that preserves this metric. A vector field K that generates such a diffeomorphism is called a Killing vector field and it satisfies $\mathcal{L}_K g = 0$ in terms of the operation of Lie differentiation with respect to K . The operators $\star, d, i_X, \nabla_X, \mathcal{L}_X$ offer a powerful computational tool-kit when working with differential forms.

For any *smooth* p -form Φ in a bounded regular region \mathcal{M} of a manifold one can express the integral of $d\Phi$ over \mathcal{M} in terms of the integral of Φ over the boundary $\partial\mathcal{M}$ of \mathcal{M} :

$$\int_{\mathcal{M}} d\Phi = \int_{\partial\mathcal{M}} \Phi. \quad (47)$$

This is a statement of Stokes' theorem for p -forms.

The Gibbs calculus of vector fields in 3-dimensional Euclidean space is readily exposed by correspondences induced by the exterior operations above. A space of 3-dimensions may be considered as a particular hypersurface in spacetime. If the metric above induces the metric

$$\mathbf{g} = e^1 \otimes e^1 + e^2 \otimes e^2 + e^3 \otimes e^3 \quad (48)$$

on this hypersurface it is Euclidean and one may introduce the Euclidean canonical form $\#1 = e^1 \wedge e^2 \wedge e^3$ by restriction. Since spacetime is assumed time-oriented one may employ a future-pointing timelike unit vector field U on spacetime (with $g(U, U) = -1$ and $\tilde{U} = e^0$) to fix a coherent orientation by relating $\#1$ to $\star 1$ by

$$\star 1 = \tilde{U} \wedge \#1. \quad (49)$$

If the hypersurface is given as $t = \text{constant}$ for some time coordinate t , an inertial frame exists in Minkowski spacetime with $U = \frac{1}{c_0} \frac{\partial}{\partial t} = -X_0$ such that $\nabla U = 0$. Throughout this article the constant c_0 denotes the speed of light in the vacuum. Any p -form α on spacetime is termed spatial with respect to such a U if $i_U \alpha = 0$. An over-dot will denote (Lie) differentiation with respect to the coordinate t so

$$\dot{\alpha} \equiv c_0 \mathcal{L}_U \alpha = \mathcal{L}_{\partial_t} \alpha. \quad (50)$$

On a Euclidean hypersurface in spacetime, exterior differentiation of spatial p -forms ϕ is denoted $\underline{d}\phi$ such that

$$d\phi = \underline{d}\phi - \tilde{U} \wedge \mathcal{L}_U \phi = \underline{d}\phi + dt \wedge \mathcal{L}_{\partial_t} \phi. \quad (51)$$

One has the following relations

$$\begin{aligned} \#1 &= -i_U \star 1 = -\star \tilde{U} \\ \#\#\phi &= \phi \end{aligned}$$

for all spatial p -forms ϕ . Furthermore if \mathbf{v}, \mathbf{w} denote Euclidean vector fields in the Gibbs notation corresponding to the vector fields \tilde{v}, \tilde{w} for some spatial 1-forms v, w then

$$\text{div } \mathbf{v} \quad \text{corresponds to} \quad \widetilde{\#\underline{d}\#v}; \quad (52)$$

$$\text{curl } \mathbf{v} \quad \text{corresponds to} \quad \widetilde{\#\underline{d}v}; \quad (53)$$

$$\mathbf{v} \times \mathbf{w} \quad \text{corresponds to} \quad \widetilde{\#(v \wedge w)}; \quad (54)$$

$$\text{grad } \psi \quad \text{corresponds to} \quad \widetilde{\underline{d}\psi}, \quad (55)$$

for any scalar ψ field on spacetime.

B Electromagnetic Fields on Spacetime

We suppose that a polarizable material continuum is given in terms of a set of piecewise smooth material properties that determine its interaction with classical gravitational and electromagnetic fields. The classical macroscopic Maxwell system for the electromagnetic 2-form F on spacetime can be written as [5]:

$$dF = 0 \quad \text{and} \quad d \star G = j, \quad (56)$$

where the excitation 2-form G depends on the interaction with the medium and the 3-form electric 4-current j encodes the electric charge and current source⁴. Such an electric 4-current describes both (mobile) electric charge and effective (Ohmic) currents in a conducting medium. To close this system in a background gravitational field, *electromagnetic constitutive relations* relating G and j to F are necessary.

The history of a particular observer field in spacetime is associated with an arbitrary *unit* future-pointing timelike 4-velocity vector field U . The field U may be used to describe an *observer frame* on spacetime and its integral curves model *idealized observers*. An orthogonal decomposition of F with respect to any observer field U gives rise to a pair of *spatial* 1-forms on spacetime. The 1-form spatial *electric field* \mathbf{e}^U and 1-form spatial *magnetic induction field* \mathbf{b}^U associated with F are defined with respect to an observer field U by

$$\mathbf{e}^U = i_U F \quad \text{and} \quad c_0 \mathbf{b}^U = i_U \star F. \quad (57)$$

Since $g(U, U) = -1$ and $i_U \mathbf{e}^U = i_U \mathbf{b}^U = 0$:

$$F = \mathbf{e}^U \wedge \tilde{U} - \star(c_0 \mathbf{b}^U \wedge \tilde{U}). \quad (58)$$

Likewise the 1-form spatial *displacement field* \mathbf{d}^U and the 1-form spatial *magnetic field* \mathbf{h}^U associated with G are defined with respect to U by

$$\mathbf{d}^U = i_U G \quad \text{and} \quad \frac{\mathbf{h}^U}{c_0} = i_U \star G, \quad (59)$$

so

$$G = \mathbf{d}^U \wedge \tilde{U} - \star\left(\frac{\mathbf{h}^U}{c_0} \wedge \tilde{U}\right), \quad (60)$$

with $i_U \mathbf{d}^U = i_U \mathbf{h}^U = 0$. At the history of any sharp interface between different media, given as the piecewise smooth (non-null) spacetime hypersurface $f = 0$, the system of Maxwell equations is supplemented by interface conditions on the fields F and G

$$\begin{aligned} [F] \Big|_{f=0} \wedge df &= 0 \\ [\star G] \Big|_{f=0} \wedge df &= j_s, \end{aligned} \quad (61)$$

where $[H]$ denotes the discontinuity in the field H across the hypersurface. The 3-form j_s on the hypersurface is non zero if it supports a real current 3-form there.

⁴ All electromagnetic tensors in this article have dimensions constructed from the SI dimensions $[M], [L], [T], [Q]$ where $[Q]$ has the unit of the Coulomb in this system. We adopt $[g] = [L^2], [G] = [j] = [Q], [F] = \frac{[Q]}{[\epsilon_0]}$ where the permittivity of free space ϵ_0 has the dimensions $[Q^2 T^2 M^{-1} L^{-3}]$ and $c_0 = \frac{1}{\sqrt{\epsilon_0 \mu_0}}$ denotes the speed of light in vacuo. Note that the operators d and ∇ preserve the physical dimensions of tensor fields but with $[g] = [L^2]$, for p -forms α in 4 dimensions, one has $[\star \alpha] = [\alpha][L^{4-2p}]$.

C Time-Dependent Maxwell Systems in 3-Space

The spacetime description above is natural for the Maxwell system since it makes no reference to any particular frame in spacetime. However to make contact with descriptions in particular frames or non-relativistic formulations a reduction in terms of frame dependent fields becomes mandatory. The spacetime Maxwell system can now be reduced to a family of parameterized exterior systems on \mathbb{R}^3 . Each member is an exterior system involving forms on \mathbb{R}^3 depending parametrically on some time coordinate t associated with U . Let the $(3+1)$ split of the electric 4-current 3-form with respect to a foliation of spacetime by spacelike hypersurfaces with constant t be

$$j = \frac{\mathcal{J}^U}{c_0} \wedge \tilde{U} + \rho^U, \quad (62)$$

with $i_U \mathcal{J}^U = i_U \rho^U = 0$ and $\rho^U = \hat{\rho}^U \# 1$, where \mathcal{J}^U, ρ^U are the spatial electric current density 2-form and spatial electric charge density 3-form respectively. The differential operator \underline{d} on spacetime forms is adapted to those spacetimes (such as Minkowski spacetime where gravity is absent) that can be foliated by hypersurfaces with constant coordinate t where $U = \frac{1}{c_0} \partial_t$. Then, from (56),

$$dj = 0 \quad (63)$$

yields

$$\underline{d}\mathcal{J}^U + \dot{\rho}^U = 0. \quad (64)$$

The $(3+1)$ split of the spacetime covariant Maxwell equations (56) with respect to $\tilde{U} = -c_0 dt$ becomes

$$\underline{d}\mathbf{e}^U = -\dot{\mathbf{B}}^U \quad (65)$$

$$\underline{d}\mathbf{B}^U = 0 \quad (66)$$

$$\underline{d}\mathbf{h}^U = \mathcal{J}^U + \dot{\mathbf{D}}^U \quad (67)$$

$$\underline{d}\mathbf{D}^U = \rho^U \quad (68)$$

where $\mathbf{D}^U = \# \mathbf{d}^U$ and $\mathbf{B}^U = \# \mathbf{b}^U$. All p -forms ($p > 0$) in these equations are independent of dt , but have components that may depend parametrically on t .

D Electromagnetic Constitutive Relations

The two 2-forms F and G in the macroscopic Maxwell equations on spacetime are fundamentally related by smoothing the microscopic sources of the electromagnetic fields in the medium. In many circumstances one then relies on phenomenological relations for closure relations. In such relations the excitation form G is in general a functional (possibly non-local in spacetime) of the Maxwell form F , its covariant differentials, thermodynamic properties, deformation properties and the state of motion of the medium:

$$G = \mathcal{Z}[F, \nabla F \dots].$$

Such a functional may induce non-linear and non-local relations between $\mathbf{d}^U, \mathbf{h}^U$ and $\mathbf{e}^U, \mathbf{b}^U$. Electrostriction and magnetostriction arise from the dependence of Z on the deformation tensor of the medium and its covariant derivatives. For general *linear continua*, a knowledge of a collection of *constitutive tensor fields* $Z^{(r)}$ on spacetime may suffice so that

$$G = \sum_{r=0}^N Z^{(r)}[\nabla^r F, \dots].$$

In idealized (non-dispersive) *simple continua*, one adopts the idealized *local* relation

$$G = Z(F),$$

for some degree 4 constitutive tensor field Z , parameterized by scalars that depend on the medium. In the vacuum $G = \epsilon_0 F$ where ϵ_0 is the constant permittivity of the vacuum. Regular *lossless, non-conducting, linear isotropic media* can be described by a bulk 4-velocity field V of the medium, a real relative permittivity scalar field $\epsilon_r > 0$ and a real relative permeability scalar field $\mu_r > 0$. In this case, the structure of the tensor Z follows from

$$\begin{aligned} G &= \epsilon_0 \epsilon_r i_V F \wedge \tilde{V} - \frac{\epsilon_0}{\mu_r} \star (i_V \star F \wedge \tilde{V}) \\ &= \epsilon_0 \left(\epsilon_r - \frac{1}{\mu_r} \right) i_V F \wedge \tilde{V} + \frac{\epsilon_0}{\mu_r} F. \end{aligned} \tag{69}$$

For inhomogeneous media the relative permittivity and permeability scalars ϵ_r and μ_r will not be constants. In a general frame U comoving with the medium ($U = V$), (69) yields

$$\mathbf{d}^V = \epsilon_0 \epsilon_r \mathbf{e}^V \quad \text{and} \quad \mathbf{h}^V = (\mu_0 \mu_r)^{-1} \mathbf{b}^V, \tag{70}$$

which are the familiar closure relations for simple (idealized) electrically neutral isotropic non-dispersive polarizable media.

D.1 Minkowski Constitutive Relations for Moving Media

The above algebraic constitutive relation (69) involves the bulk 4-velocity field of a simple medium. It is straightforward to find the induced relations between the fields $\{\mathbf{e}^U, \mathbf{b}^U, \mathbf{d}^U, \mathbf{h}^U\}$ relative to an observer in a frame $U \neq V$. From (58) and (60), one has

$$\begin{aligned} \mathbf{e}^V &= i_V F = \mathbf{e}^U(V) \tilde{U} - \tilde{U}(V) \mathbf{e}^U - \star (c_0 \mathbf{b}^U \wedge \tilde{U} \wedge \tilde{V}) \\ c_0 \mathbf{b}^V &= i_V \star F = \star (\mathbf{e}^U \wedge \tilde{U} \wedge \tilde{V}) + c_0 \mathbf{b}^U(V) \tilde{U} - c_0 \tilde{U}(V) \mathbf{b}^U \\ \mathbf{d}^V &= i_V G = \mathbf{d}^U(V) \tilde{U} - \tilde{U}(V) \mathbf{d}^U - \star \left(\frac{\mathbf{h}^U}{c_0} \wedge \tilde{U} \wedge \tilde{V} \right) \\ \frac{\mathbf{h}^V}{c_0} &= i_V \star G = \star (\mathbf{d}^U \wedge \tilde{U} \wedge \tilde{V}) + \frac{\mathbf{h}^U(V)}{c_0} \tilde{U} - \frac{\tilde{U}(V)}{c_0} \mathbf{h}^U. \end{aligned}$$

Inserting these in the constitutive relations (70) yields

$$\begin{aligned} \mathbf{d}^U(V)\tilde{U} - \tilde{U}(V)\mathbf{d}^U - \star\left(\frac{\mathbf{h}^U}{c_0} \wedge \tilde{U} \wedge \tilde{V}\right) &= \epsilon \left[\mathbf{e}^U(V)\tilde{U} - \tilde{U}(V)\mathbf{e}^U - \star\left(c_0\mathbf{b}^U \wedge \tilde{U} \wedge \tilde{V}\right) \right] \\ c_0 \star\left(\mathbf{d}^U \wedge \tilde{U} \wedge \tilde{V}\right) + \mathbf{h}^U(V)\tilde{U} - \tilde{U}(V)\mathbf{h}^U &= \mu^{-1} \left[\star\left(\frac{\mathbf{e}^U}{c_0} \wedge \tilde{U} \wedge \tilde{V}\right) + \mathbf{b}^U(V)\tilde{U} - \tilde{U}(V)\mathbf{b}^U \right], \end{aligned}$$

where $\epsilon = \epsilon_r \epsilon_0$, $\mu = \mu_r \mu_0$ in terms of the relative permittivity scalar ϵ_r and relative permeability μ_r . Contracting with U gives the relations

$$\begin{aligned} \mathbf{d}^U(V) &= \epsilon \mathbf{e}^U(V) \\ \mathbf{h}^U(V) &= \mu^{-1} \mathbf{b}^U(V), \end{aligned} \tag{71}$$

which yields

$$\begin{aligned} \tilde{U}(V)\mathbf{d}^U + \star\left(\frac{\mathbf{h}^U}{c_0} \wedge \tilde{U} \wedge \tilde{V}\right) &= \epsilon \left[\tilde{U}(V)\mathbf{e}^U + \star\left(c\mathbf{b}^U \wedge \tilde{U} \wedge \tilde{V}\right) \right] \\ \tilde{U}(V)\mathbf{b}^U - \star\left(\frac{\mathbf{e}^U}{c_0} \wedge \tilde{U} \wedge \tilde{V}\right) &= \mu \left[\tilde{U}(V)\mathbf{h}^U - c_0 \star\left(\mathbf{d}^U \wedge \tilde{U} \wedge \tilde{V}\right) \right]. \end{aligned} \tag{72}$$

A laboratory Minkowski *inertial frame* is described by $U = \frac{1}{c_0}\partial_t$ in inertial Cartesian coordinates $\{t, x^1, x^2, x^3\}$ with $\{e^0 = -c_0 dt, e^1 = dx^1, e^2 = dx^2, e^3 = dx^3\}$ and, relative to U , the medium 4-velocity V has the orthogonal decomposition:

$$V = \gamma \left(U + \frac{\mathbb{V}^U}{c_0} \right),$$

where the spatial field \mathbb{V}^U is the Newtonian velocity field⁵ of the medium relative to U , $\gamma^{-1} \equiv \sqrt{1 - \frac{\nu^2}{c_0^2}}$ and $\nu^2 \equiv g(\mathbb{V}^U, \mathbb{V}^U)$. With these definitions it follows that:

$$g(U, V) = -\gamma \quad \text{and} \quad \tilde{U} \wedge \tilde{V} = \frac{\gamma}{c_0} \tilde{U} \wedge \tilde{\mathbb{V}}^U.$$

Using these in (72) and rearranging yields

$$\begin{aligned} \mathbf{d}^U - \star\left(\tilde{U} \wedge \tilde{\mathbb{V}}^U \wedge \frac{\mathbf{h}^U}{c_0^2}\right) &= \epsilon \left[\mathbf{e}^U - \star\left(\tilde{U} \wedge \tilde{\mathbb{V}}^U \wedge \mathbf{b}^U\right) \right] \\ \mathbf{b}^U + \star\left(\tilde{U} \wedge \tilde{\mathbb{V}}^U \wedge \frac{\mathbf{e}^U}{c_0^2}\right) &= \mu \left[\mathbf{h}^U + \star\left(\tilde{U} \wedge \tilde{\mathbb{V}}^U \wedge \mathbf{d}^U\right) \right], \end{aligned} \tag{73}$$

or using the spatial Hodge map $\#$ defined by U :

$$\begin{aligned} \mathbf{d}^U + \# \left(\tilde{\mathbb{V}}^U \wedge \frac{\mathbf{h}^U}{c_0^2} \right) &= \epsilon \left[\mathbf{e}^U + \# \left(\tilde{\mathbb{V}}^U \wedge \mathbf{b}^U \right) \right] \\ \mathbf{b}^U - \# \left(\tilde{\mathbb{V}}^U \wedge \frac{\mathbf{e}^U}{c_0^2} \right) &= \mu \left[\mathbf{h}^U - \# \left(\tilde{\mathbb{V}}^U \wedge \mathbf{d}^U \right) \right]. \end{aligned} \tag{74}$$

These are the constitutive relations first written by Minkowski. For some purposes it is useful to decouple these expressions and express \mathbf{e}^U and \mathbf{h}^U directly in terms of \mathbf{d}^U , \mathbf{b}^U and \mathbb{V}^U .

⁵In inertial Cartesian coordinates $\mathbb{V}^U = \sum_{j=1}^3 v^j(t, x^1, x^2, x^3) \frac{\partial}{\partial x^j}$.

D.2 Minkowski Constitutive Relations for $\mathbf{e}^U(\mathbf{d}^U, \mathbf{b}^U, \mathbb{V}^U), \mathbf{h}^U(\mathbf{d}^U, \mathbf{b}^U, \mathbb{V}^U)$

Taking the exterior product of (74) with \mathbb{V}^U yields,

$$\mu \tilde{\mathbb{V}}^U \wedge \mathbf{h}^U = \tilde{\mathbb{V}}^U \wedge \mathbf{b}^U - \tilde{\mathbb{V}}^U \wedge \# \left(\tilde{\mathbb{V}}^U \wedge \frac{\mathbf{e}^U}{c_0^2} \right) + \mu \tilde{\mathbb{V}}^U \wedge \# \left(\tilde{\mathbb{V}}^U \wedge \mathbf{d}^U \right).$$

For any spatial 1-form α^U with respect to U one has:

$$\begin{aligned} \tilde{\mathbb{V}}^U \wedge \# \left(\tilde{\mathbb{V}}^U \wedge \alpha^U \right) &= -\tilde{\mathbb{V}}^U \wedge \star \left(\tilde{U} \wedge \tilde{\mathbb{V}}^U \wedge \alpha^U \right) = -\star i_{\tilde{\mathbb{V}}^U} \left(\tilde{U} \wedge \tilde{\mathbb{V}}^U \wedge \alpha^U \right) \\ &= \nu^2 \star \left(\tilde{U} \wedge \alpha^U \right) - \alpha^U(\mathbb{V}^U) \star \left(\tilde{U} \wedge \tilde{\mathbb{V}}^U \right) \\ &= -\nu^2 \# \alpha^U + \alpha^U(\mathbb{V}^U) \# \tilde{\mathbb{V}}^U. \end{aligned} \quad (75)$$

Thus

$$\begin{aligned} \mu \tilde{\mathbb{V}}^U \wedge \mathbf{h}^U &= \tilde{\mathbb{V}}^U \wedge \mathbf{b}^U + \frac{\nu^2}{c_0^2} \# \mathbf{e}^U - \frac{\mathbf{e}^U(\mathbb{V}^U)}{c_0^2} \# \tilde{\mathbb{V}}^U - \mu \nu^2 \# \mathbf{d}^U + \mu \mathbf{d}^U(\mathbb{V}^U) \# \tilde{\mathbb{V}}^U \\ &= \tilde{\mathbb{V}}^U \wedge \mathbf{b}^U + \frac{\nu^2}{c_0^2} \# \mathbf{e}^U - \mu \nu^2 \# \mathbf{d}^U - \frac{1}{\epsilon c_0^2} (1 - \epsilon \mu c_0^2) \mathbf{d}^U(\mathbb{V}^U) \# \tilde{\mathbb{V}}^U, \end{aligned}$$

using the identity $\mathbf{d}^U(\mathbb{V}^U) = \epsilon \mathbf{e}^U(\mathbb{V}^U)$, obtained by contracting (74) with \mathbb{V}^U . Since $\# \# = 1$

$$\mu \# \left(\tilde{\mathbb{V}}^U \wedge \mathbf{h}^U \right) = \# \left(\tilde{\mathbb{V}}^U \wedge \mathbf{b}^U \right) + \frac{\nu^2}{c_0^2} \mathbf{e}^U - \mu \nu^2 \mathbf{d}^U - \frac{1}{\epsilon c_0^2} (1 - \epsilon \mu c_0^2) \mathbf{d}^U(\mathbb{V}^U) \tilde{\mathbb{V}}^U.$$

Substituting this into the first relation of (74) yields

$$\left(\epsilon \mu c_0^2 - \frac{\nu^2}{c_0^2} \right) \mathbf{e}^U = \mu c_0^2 \left(1 - \frac{\nu^2}{c_0^2} \right) \mathbf{d}^U - (\epsilon \mu c_0^2 - 1) \left(\# \left(\tilde{\mathbb{V}}^U \wedge \mathbf{b}^U \right) - \frac{\mathbf{d}^U(\mathbb{V}^U)}{\epsilon c_0^2} \tilde{\mathbb{V}}^U \right).$$

Since

$$\frac{1}{\epsilon \mu} = \frac{c_0^2}{\mathcal{N}^2},$$

where $\mathcal{N}^2 = \epsilon_r \mu_r$ is the square of the medium refractive index scalar, this may be written

$$\left(\mathcal{N}^2 - \frac{\nu^2}{c_0^2} \right) \mathbf{e}^U = \frac{\mathcal{N}^2}{\epsilon} \left(1 - \frac{\nu^2}{c_0^2} \right) \mathbf{d}^U - (\mathcal{N}^2 - 1) \left(\# \left(\tilde{\mathbb{V}}^U \wedge \mathbf{b}^U \right) - \frac{\mathbf{d}^U(\mathbb{V}^U)}{\epsilon c_0^2} \tilde{\mathbb{V}}^U \right).$$

Furthermore from (74)

$$\begin{aligned} \epsilon \# \left(\tilde{\mathbb{V}}^U \wedge \mathbf{e}^U \right) &= \# \left(\tilde{\mathbb{V}}^U \wedge \mathbf{d}^U \right) + \left(\frac{\mathbf{h}^U(\mathbb{V}^U)}{c_0^2} \tilde{\mathbb{V}}^U - \frac{\nu^2}{c_0^2} \mathbf{h}^U \right) - \epsilon \left(\mathbf{b}^U(\mathbb{V}^U) \tilde{\mathbb{V}}^U - \nu^2 \mathbf{b}^U \right) \\ &= \# \left(\tilde{\mathbb{V}}^U \wedge \mathbf{d}^U \right) - \frac{\nu^2}{c_0^2} \mathbf{h}^U + \epsilon \nu^2 \mathbf{b}^U - \frac{1}{\mu c_0^2} (\epsilon \mu c_0^2 - 1) \mathbf{b}^U(\mathbb{V}^U) \tilde{\mathbb{V}}^U, \end{aligned}$$

using $\mathbf{b}^U(\mathbb{V}^U) = \mu \mathbf{h}^U(\mathbb{V}^U)$, obtained by contracting (74) with \mathbb{V}^U . Substituting this into the second relation of (74) yields

$$\left(\mathcal{N}^2 - \frac{\nu^2}{c_0^2} \right) \mathbf{h}^U = \frac{\mathcal{N}^2}{\mu} \left(1 - \frac{\nu^2}{c_0^2} \right) \mathbf{b}^U - (\mathcal{N}^2 - 1) \left(-\# \left(\tilde{\mathbb{V}}^U \wedge \mathbf{d}^U \right) - \frac{\mathbf{b}^U(\mathbb{V}^U)}{\mu c_0^2} \tilde{\mathbb{V}}^U \right).$$

Thus, the constitutive relations (69) can also be written

$$\begin{aligned}\left(\mathcal{N}^2 - \frac{\nu^2}{c_0^2}\right) \mathbf{e}^U &= \frac{\mathcal{N}^2}{\epsilon} \left(1 - \frac{\nu^2}{c_0^2}\right) \mathbf{d}^U + (\mathcal{N}^2 - 1) \left(-\# \left(\tilde{\mathbb{V}}^U \wedge \mathbf{b}^U\right) - \frac{\mathbf{d}^U(\mathbb{V}^U)}{\epsilon c_0^2} \tilde{\mathbb{V}}^U\right) \\ \left(\mathcal{N}^2 - \frac{\nu^2}{c_0^2}\right) \mathbf{h}^U &= \frac{\mathcal{N}^2}{\mu} \left(1 - \frac{\nu^2}{c_0^2}\right) \mathbf{b}^U - (\mathcal{N}^2 - 1) \left(-\# \left(\tilde{\mathbb{V}}^U \wedge \mathbf{d}^U\right) - \frac{\mathbf{b}^U(\mathbb{V}^U)}{\mu c_0^2} \tilde{\mathbb{V}}^U\right).\end{aligned}$$

In the non-relativistic limit (to first order in $\frac{\nu}{c_0}$) these constitutive relations become

$$\begin{aligned}\mathbf{e}^U &\approx \frac{\mathbf{d}^U}{\epsilon_0 \epsilon_r} - \left(1 - \frac{1}{\epsilon_r \mu_r}\right) \# \left(\tilde{\mathbb{V}}^U \wedge \mathbf{b}^U\right) \\ \mathbf{h}^U &\approx \frac{\mathbf{b}^U}{\mu_0 \mu_r} + \left(1 - \frac{1}{\epsilon_r \mu_r}\right) \# \left(\tilde{\mathbb{V}}^U \wedge \mathbf{d}^U\right).\end{aligned}\tag{76}$$

E Polarization and Magnetization

The polarization 2-form Π in spacetime is defined by

$$\Pi = G - \epsilon_0 F.\tag{77}$$

The second macroscopic Maxwell equation may then be written

$$\epsilon_0 d \star F = j - d \star \Pi = j + j_p,$$

where

$$j_p = -d \star \Pi\tag{78}$$

will be called the electric polarization current 3-form. With respect to *any* observer frame U its orthogonal decomposition is

$$\Pi = \mathbf{p}^U \wedge \tilde{U} - \star \left(\frac{\mathbf{m}^U}{c_0} \wedge \tilde{U} \right) = \mathbf{p}^U \wedge \tilde{U} - \frac{1}{c_0} \mathbf{M}^U,\tag{79}$$

where $\mathbf{M}^U = \# \mathbf{m}^U$ and we call

$$\mathbf{p}^U = i_U \Pi \quad \text{and} \quad \frac{\mathbf{m}^U}{c_0} = i_U \star \Pi$$

the spatial polarization 1-form and magnetization 1-form respectively relative to U . The Hodge dual of Π has the decomposition

$$\star \Pi = \star(\mathbf{p}^U \wedge \tilde{U}) + \frac{\mathbf{m}^U}{c_0} \wedge \tilde{U} = \mathbf{P}^U + \frac{1}{c_0} \mathbf{m}^U \wedge \tilde{U},\tag{80}$$

where $\mathbf{P}^U = \# \mathbf{p}^U$. From (60), (58), (77) and (79) it follows

$$\mathbf{d}^U = \epsilon_0 \mathbf{e}^U + \mathbf{p}^U \quad \text{and} \quad \mathbf{h} = \mu_0^{-1} \mathbf{b}^U + \mathbf{m}^U.\tag{81}$$

From (78), (79) and (51) one finds

$$\begin{aligned}j_p &= -d\mathbf{P}^U - \frac{d\mathbf{m}^U}{c_0} \wedge \tilde{U} = -\underline{d}\mathbf{P}^U + \tilde{U} \wedge \mathcal{L}_U \mathbf{P}^U - \frac{\underline{d}\mathbf{m}^U}{c_0} \wedge \tilde{U} \\ &= -\underline{d}\mathbf{P}^U + \frac{1}{c_0} (c_0 \mathcal{L}_U \mathbf{P}^U - \underline{d}\mathbf{m}^U) \wedge \tilde{U} \\ &= -\underline{d}\mathbf{P}^U + \frac{1}{c_0} (\dot{\mathbf{P}}^U - \underline{d}\mathbf{m}^U) \wedge \tilde{U}.\end{aligned}$$

Writing the orthogonal decomposition of j_p with respect to U as

$$j_p = \frac{\mathcal{J}_p^U}{c_0} \wedge \tilde{U} + \rho_p^U,$$

it follows that

$$\frac{\mathcal{J}_p^U}{c_0} = -i_U j_p = \frac{1}{c_0} (\dot{\mathbf{P}}^U - \underline{d}\mathbf{M}^U) \quad \text{and} \quad \rho_p^U = -(i_U \star j_p) \star \tilde{U} = -\underline{d}\mathbf{P}^U.$$

In the frame U , \mathcal{J}_p^U and ρ_p^U denote the induced electric polarization current density spatial 2-form and induced polarization charge density spatial 3-form respectively. In a similar manner

$$\begin{aligned} d\Pi &= d\mathbf{p}^U \wedge \tilde{U} - \frac{1}{c_0} d\mathbf{M}^U = \underline{d}\mathbf{p}^U \wedge \tilde{U} - \frac{1}{c_0} \underline{d}\mathbf{M}^U + \frac{1}{c_0} \tilde{U} \wedge \mathcal{L}_U \mathbf{M}^U \\ &= \frac{1}{c_0} (c_0 \underline{d}\mathbf{p}^U + \mathcal{L}_U \mathbf{M}^U) \wedge \tilde{U} - \frac{1}{c_0} \underline{d}\mathbf{M}^U. \end{aligned}$$

with the orthogonal decomposition $j_m = d\Pi = \frac{\mathcal{J}_m^U}{c_0} \wedge \tilde{U} + \rho_m^U$ where

$$\frac{\mathcal{J}_m^U}{c_0} = -i_U j_m = \frac{1}{c_0} \left(c_0 \underline{d}\mathbf{p}^U + \frac{1}{c_0} \dot{\mathbf{M}}^U \right) \quad \text{and} \quad \rho_m^U = -(i_U \star j_m) \star \tilde{U} = -\frac{1}{c_0} \underline{d}\mathbf{M}^U$$

denote the induced magnetization charge current density spatial 2-form and induced magnetization charge density spatial 3-form respectively in terms of \mathbf{p}^U and \mathbf{M}^U .

Bibliography

- [1] T. DERELI, J. GRATUS and R. W. TUCKER, *The Covariant Description of Electromagnetically Polarizable Media*, *Phys. Lett. A*, **361** (2006) 190-193
- [2] T. DERELI, J. GRATUS and R.W. TUCKER, *New Perspectives on the Relevance of Gravitation for the Covariant Description of Electromagnetically Polarizable Media*, *J. Phys A: Math. Theor.*, **10** (2007) 5695-5715
- [3] M. A. PLAYER, *On the Dragging of the Plane of Polarization of Light Propagating in a Rotating Medium*, *Proc. Roy. Soc. A*, **349** (1976) 441-445
- [4] J. GOTTE, S M. BARNETT and M. PADGETT, *On the Dragging of Light by a Rotating Medium*, *Proc. Roy. Soc. A*, **463** (2007) 2185-2194
- [5] R. W. TUCKER and T. J. WALTON, *An Intrinsic Approach to Forces in Magnetoelectric Media*, *Il Nuovo Cimento C*, **32** (2009) 205-229