

Exploring chiral dynamics with overlap fermions

Hidegori Fukaya* for JLQCD & TWQCD collaborations

Department of Physics, Nagoya University, 464-8602, Nagoya, Japan

E-mail: hfukaya@eken.phys.nagoya-u.ac.jp

This talk presents a lattice study of the spontaneous chiral symmetry breaking performed by the JLQCD and TWQCD collaborations with dynamical overlap fermions. Our lattice configurations are generated in a fixed topological sector. Since finite volume effects, partly due to the fixed global topology, are mainly induced by pion fields, the dependence on the lattice volume, topological charge and quark masses can be analytically predicted using chiral perturbation theory (ChPT). We find a good agreement of Dirac operator spectrum calculated on the lattice with the ChPT prediction including its finite size scalings, through which the chiral condensate is determined with good accuracy.

The XXVII International Symposium on Lattice Field Theory - LAT2009

July 26-31 2009

Peking University, Beijing, China

*Speaker.

1. Introduction

The spontaneous chiral symmetry breaking plays a central role in the low-energy Quantum Chromodynamics (QCD). It is understood that this phenomena is the source of the hadron masses of order Λ_{QCD} , the QCD scale. An important exception is the pion, which is nearly massless, as it is a pseudo-Nambu-Goldstone boson. The pion dynamics is well described by an effective theory, known as chiral perturbation theory (ChPT) [1], which is constructed based on the pattern of spontaneous symmetry breaking.

Parameters in ChPT are not known a priori. In phenomenological analysis, they are determined with experimental data as inputs, but it is more desirable if they can be calculated starting from the first-principles of QCD. This sets a challenge for lattice QCD. At the leading order, there are two parameters: the chiral condensate Σ and pion decay constant F in the chiral limit. Calculation of these parameters has long been one of the main issues in lattice QCD. In particular, the calculation of Σ has been notoriously difficult, as it survives only in the thermodynamical limit, *i.e.* the limit of massless sea quarks after taking infinite volume limit. The determination of other parameters in ChPT, such as the low energy constant at the next-to-leading (NLO) order can be done only after the leading order parameters are determined precisely.

Lattice QCD has become the most powerful tool for non-perturbative calculation of strong interaction of hadrons, with the help of the rapid speed-up of computers. In fact, lattice QCD has even played a leading role in the development of high-end computers. Still, the mechanism of chiral symmetry breaking remained not entirely clear until recently, since the chiral symmetry itself was violated in the simulations with the conventional lattice fermion formulations. It is theoretically known that the use of Neuberger's overlap-Dirac operator [2] is a solution to this problem as it realizes exact chiral symmetry at finite lattice spacings [3, 4]. Because of its numerical cost, however, it was only recently that the large-scale simulation of dynamical overlap fermions became feasible.

The numerical cost of the overlap-Dirac operator is high, compared to other non-chiral or non-flavor-symmetric lattice fermions, as it involves an approximation of the sign function of the hermitian Wilson-Dirac operator. The cost increases even more when the Atiyah-Singer index of the Dirac operator, which corresponds to the topological charge of the background gauge field, changes its value by ± 1 . This is because the molecular dynamics steps have to involve an extra procedure [5] in order to catch a sudden jump of the fermion determinant on the topology boundary. This additional procedure, known as the reflection/refraction, needs numerical cost potentially proportional to the lattice volume squared.

Recently, the JLQCD and TWQCD collaborations have performed large-scale simulations of 2- and 2+1-flavor QCD employing the overlap fermions for sea quarks [6]. We avoid the extra numerical cost due to the change of topology by a modification of the lattice action to suppress the topology tunneling as proposed in [7, 8, 9]. Our lattice simulations are confined in a fixed topological sector, so that an expectation value of any operator could be deviated from the value in the true QCD vacuum. This effect can be understood as a finite volume effect and estimated in a theoretically clean manner as discussed below. It is worth noticed that the simulation parameters contain those in the ε -regime on a $L \sim 2$ fm lattice, as well as in the conventional p -regime [10, 11, 12]. This enables us to study the chiral dynamics in an entirely different set-up and to determine

the low-energy constants at the point very close to the chiral limit.

With exact chiral symmetry, the study of spontaneous chiral symmetry breaking is theoretically clean, but it still requires a good control of the systematic effects due to the finite volume [13]. For such infra-red effects, the lightest particle, which is the pion, gives a dominant contribution. It should therefore be possible to use analytic calculations within ChPT in order to predict the finite volume corrections for a quantity of interest. Then, the lattice results can be directly fitted with these finite-volume formulae of ChPT to determine the relevant low-energy constants. The effect of fixed topology can also be understood as one of such infra-red effects since the *global* topological charge should not affect the physics at a local sub-volume when the entire volume V is large enough [14, 15]. In a calculation of the topological susceptibility [16, 17, 18, 19] through topological charge density correlator, we can actually see that local topological excitations are active even when the global topological charge is kept fixed. Its result is consistent with an expectation of ChPT, which implies that the ChPT-based analysis is valid for the effects due to the fixed topological charge [20, 21].

There have been a number of analytical works that aimed at controlling the infrared effects occurring in the lattice simulations. A well-known example is the finite volume correction due the pions wrapping around the lattice [22, 23]. Extended works are necessary when the system enters the so-called ε -regime [24, 25] by reducing the sea quark mass to the vicinity of the chiral limit. In this regime, the vacuum fluctuation of the pion field plays a special role and a non-perturbative approach is needed in ChPT. Namely, the zero-momentum pion mode has to be integrated over the group manifold of the chiral symmetry in contrast to the case of the conventional p -regime where a certain vacuum is (randomly) chosen by the spontaneous symmetry breaking. Recently, the partition functions with fully non-degenerate flavors [26] were calculated, so that even the (partially) quenched analysis [27] of the meson correlators is possible. To study more realistic set-up, *i.e.* including the strange quark in the p -regime, several hybrid method to treat both the ε - and p -regimes have been proposed [28, 29]. The effect of fixed topology is worked out in [21]. We also note that the effects of explicit violation of chiral symmetry due to the Wilson term are also discussed [30, 31], which is needed to study the Wilson fermion simulations near the chiral limit [32, 33].

In this talk, the dynamical overlap fermion simulation by the JLQCD and TWQCD collaborations is reviewed in Section 2. In Section 3, we discuss the finite size scaling as well as the global topological effects within ChPT. As an example, our recent result for chiral condensate [34, 35, 36] is presented in Section 4. Summary and conclusion are given in Section 5.

2. Dynamical overlap fermion at fixed topology

We employ the overlap-Dirac operator [2]

$$D(m) = \left(m_0 + \frac{m}{2}\right) + \left(m_0 - \frac{m}{2}\right) \gamma_5 \text{sgn}[H_W(-m_0)], \quad (2.1)$$

for the quark action. Here m denotes the quark mass and $H_W \equiv \gamma_5 D_W(-m_0)$ is the Hermitian Wilson-Dirac operator with a large negative mass $-m_0$. We take $m_0 = 1.6$ throughout our simulations. (Here and in the following the parameters are given in the lattice unit.) In the chiral limit

$m \rightarrow 0$, the overlap-Dirac operator (2.1) satisfies the Ginsparg-Wilson relation [3]

$$D(0)\gamma_5 + \gamma_5 D(0) = \frac{1}{m_0} D(0)\gamma_5 D(0). \quad (2.2)$$

With this relation, the fermion action constructed from (2.1) has exact chiral symmetry under a modified chiral transformation [4]. Moreover, it is known that the overlap-Dirac operator has an index which corresponds to the topological charge in the continuum limit [37].

In the numerical implementation of the overlap-Dirac operator (2.1), the profile of near-zero modes of the kernel operator $H_W(-m_0)$ largely affects the numerical cost of the overlap fermion (The presence of such near-zero modes is also a problem for the locality property of the overlap operator [38].). For the approximation of the sign function in (2.1), the number of operations of the Wilson-Dirac operator needed to keep a certain precision monotonically increases as the condition number $\lambda_W^{\max}/\lambda_W^{\min}$ grows, where $\lambda_W^{\max/\min}$ denotes the maximum/minimum eigenvalue of the operator $|H_W(-m_0)|$. Moreover, since the overlap-Dirac operator is not uniquely determined when $H_W(-m_0)$ has a zero eigenvalue, the overlap fermion determinant has a discontinuity. This discontinuity of the determinant prevents smooth evolution of the molecular dynamics steps and requires a special treatment, known as the reflection/refraction procedure [5]. It needs an extra numerical cost, which is potentially proportional to the lattice volume squared.

At currently available lattice spacings with conventional gauge actions, the spectral density $\rho_W(\lambda_W)$ of the operator $H_W(-m_0)$ is non-zero at zero eigenvalue $\lambda_W = 0$ [39]. Note that the appearance of $\rho_W(\lambda_W = 0)$ is, however, a lattice artifact due to the so-called dislocations: local lumps of gauge configurations [40], which disappears in the continuum limit.

To avoid the problem of the large extra numerical cost and of the potentially ill-defined overlap operator, we introduce additional Wilson fermions and twisted-mass bosonic spinors to generate a weight

$$\frac{\det[H_W(-m_0)^2]}{\det[H_W(-m_0)^2 + \mu^2]}, \quad (2.3)$$

in the functional integrals [7, 8, 9]. Both of fermions and ghosts are unphysical as their masses are of order of the lattice cutoff, and thus do not affect low-energy physics. The numerator suppresses the appearance of near-zero modes, while the denominator cancels unwanted effects from higher modes. The “twisted-mass” parameter μ controls the value below which the eigenmodes are suppressed. In our numerical studies, we set $\mu = 0.2$.

As Fig. 1 shows, the near-zero modes of $H_W(-m_0)$ are actually washed out when μ is non-zero in quenched QCD simulations. This leads to a large reduction of the numerical cost to approximate the sign function in (2.1) [9]. We also find that the molecular dynamics evolution is smooth in the hybrid Monte Carlo updates and we can turn off the reflection/refraction procedure.

The presence of zero-mode of $H_W(-m_0)$ is related to a topology change: the Atiyah-Singer index or the topological charge of gauge fields changes its value when an eigenvalue $H_W(-m_0)$ crosses zero. The condition $H_W(-m_0) = 0$, thus, forms a topology boundary on the gauge configuration space. With the lattice action including (2.3), therefore, the topological charge never changes during the molecular dynamics steps of the Hybrid Monte Carlo (HMC) simulations. In this work, the simulations are mainly performed in the trivial topological sector $Q = 0$. In order to check the topological charge dependence, we also carry out independent simulations at $Q = +1$,

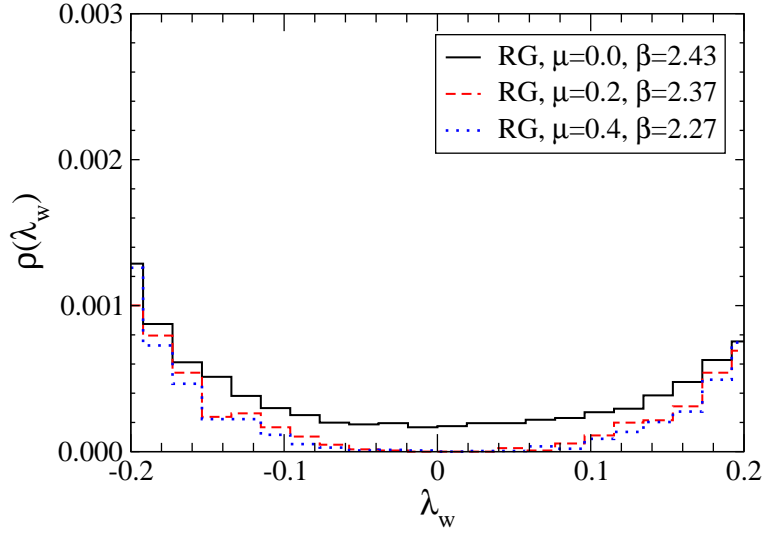


Figure 1: Histogram of the spectral density of $H_W(-m_0)$. Data for three values of μ ($\mu = 0.0, 0.2$, and 0.4) are shown in the plot. Note that $\mu = 0$ corresponds to the case where the extra fermion determinant is turned off.

-2 and -4 at some parameter choices. The configuration space of a given fixed topology is simply connected in the continuum limit, hence it is natural to assume that the ergodicity of the Monte Carlo simulation is satisfied within a given topological sector.

In the Monte Carlo simulations, we choose 5-6 different points of the up and down quark mass m_{ud} in a range $0.002 \leq m_{ud} \leq 0.100$. For the $N_f = 2 + 1$ runs, two values of the strange quark mass: $m_s = 0.080$ and 0.100 are taken. For the gauge part, we use the Iwasaki gauge action [41] at $\beta = 2.3$ (except for the case of $m_{ud} = 0.002$ in the $N_f = 2$ run where $\beta = 2.35$ is chosen). The lattice volumes are $V = L^3 T = 16^3 \times 32$ ($N_f = 2$) and $V = L^3 T = 16^3 \times 48$ ($N_f = 2 + 1$). For the latter, we also carry out a run on a $V = L^3 T = 24^3 \times 48$ lattice at $m_{ud} = 0.025$ and $m_s = 0.080$, in order to check the finite volume effect. The lattice scales $a^{-1} = 1.667$ GeV ($N_f = 2$) and $a^{-1} = 1.833$ GeV ($N_f = 2 + 1$) are determined from the heavy quark potential, using $r_0 = 0.49$ fm as an input [42]. The lattice size is then estimated as $L \sim 1.9$ fm for $N_f = 2$, and $L \sim 1.7$ fm for $N_f = 2 + 1$ runs. Note that for the lightest quark mass $m_{ud} = 0.002 \sim 3$ MeV, the system of pions is inside the ε -regime.

Since our gauge configurations are generated in a fixed topological sector, expectation value of any operator could be different from those in the QCD vacuum. Also, our lattice size is ~ 2 fm and considerable finite volume effects, especially in the ε -regime, are expected. As our lattice size is, however, still kept larger than the inverse of QCD scale, *i.e.* $\Lambda_{QCD} L \gg 1$, both effects can be considered as a part of infra-red physics for which pions are most responsible. We, therefore, expect that chiral perturbation theory (ChPT) can correct these systematic effects. In the next section, we discuss how to evaluate physical observables in a fixed topological sector within ChPT at finite V . Non-perturbative treatment of the zero momentum mode, as well as the Fourier transform with respect to the vacuum angle θ , play a key role. Using their analytic formulae, we can convert the lattice QCD results on a finite lattice to the values in the true QCD vacuum in the infinite space-time volume.

3. Finite V and fixed Q effects within ChPT

In this section, we first discuss how to evaluate the effect of fixing topology. A general argument leads to a consequence that the dependence on the global topological charge only appears with a suppression factor $1/V$. Namely, it is a part of the finite volume effects. Recent studies of the finite volume scaling within ChPT are then reviewed. Once we assume that the heavier hadrons, such as rho mesons, baryons *etc.*, are all decoupled from the theory at the scale of $1/V^{1/4}$, only pions describe the difference of the finite volume system from the infinite volume one. We discuss, in particular, a non-perturbative approach to integrate over the chiral field's vacuum, which is necessary in the ε -regime.

3.1 Topology as an infra-red physics

Let us start our discussion with an intuitively noticeable difference between the trivial topological sector ($Q = 0$) and the first non-trivial one ($Q = 1$). In the weak coupling limit $g \ll 1$, it is well-known that a self-dual solution, the so-called one-instanton solution, dominates the configuration space of the $Q = 1$ sector and its relative weight is given by $\sim \exp(-8\pi^2/g^2)$. For larger value of Q , the weight is expected to be $\sim \exp(-8\pi^2|Q|/g^2)$. As the coupling constant becomes strong, $g \sim 1$, more complicated configurations with many pairs of instantons and anti-instantons are more favored, since the entropy gives more impact on the free energy than the action density. Suppose that the number of such pairs generated in a typical configuration is Q_{ave} . The trivial sector $Q = 0$ then has Q_{ave} instantons and Q_{ave} anti-instantons while in the $Q = 1$ sector ($Q_{ave} + 1$) instantons and Q_{ave} anti-instantons are there. As Q_{ave} grows, the difference between the global topological charge, $Q = 0$ and $Q = 1$ would become less important.

If the theory has a mass gap Λ_{gap} (it is natural to assume $\Lambda_{gap} = \Lambda_{QCD}$ for the pure gauge theory while Λ_{gap} is the pion mass m_π for QCD), the typical size of an instanton or anti-instanton should be given by $1/\Lambda_{gap}$ and their density is estimated as $\sim \Lambda_{gap}^4$. The value of Q_{ave} discussed above is then estimated by $\sim \Lambda_{gap}^4 V$ and one can easily see how the difference between $Q = 0$ and $Q = 1$ (or higher) disappears as $\sim 1/V$ when V is sent to infinity or equivalently $Q_{ave} \rightarrow \infty$. The effect of the global topological charge thus should be understood as a finite volume effect.

Brower et al. [14] and Aoki et al. [15] gave a more theoretical and solid formulation for the effect of the global topological charge. The partition function of the theory at a fixed topological charge Q is obtained from those at the θ vacua by a Fourier transformation

$$Z_Q = \int d\theta e^{i\theta Q} Z(\theta) = \int d\theta e^{i\theta Q} \exp(-f(\theta)V), \quad (3.1)$$

where $f(\theta)$ denotes a free-energy density of the θ vacuum. When the vacuum angle θ is small, $f(\theta)$ can be expanded in θ^2 as [43]

$$f(\theta) = \frac{\chi_t}{2} \theta^2 + c_4 \theta^4 + c_6 \theta^6 + \dots, \quad (3.2)$$

where a constant term is omitted. Here, χ_t corresponds to the topological susceptibility. Assuming that all the constants, χ_t , c_4 , c_6 *etc.* are of the order of $\sim (\Lambda_{gap})^4$ and the volume is large enough to satisfy $L\Lambda_{gap} \gg 1$, the above θ integral can be evaluated by a saddle-point expansion as

$$Z_Q = \frac{1}{\sqrt{2\pi\chi_t V}} \exp\left(-\frac{Q^2}{2\chi_t V}\right) \left[1 - \frac{c_4}{8\chi_t^2 V} + \dots\right], \quad (3.3)$$

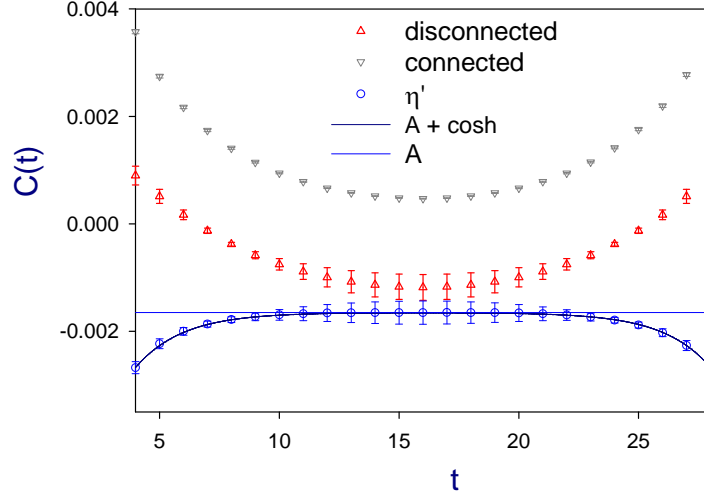


Figure 2: The eta-prime correlator (circles) at $m = 0.002$ and $Q = 0$ obtained in the two-flavor QCD simulation. A negative constant contribution is seen. The triangles are its connected and disconnected diagram parts.

which clearly shows that the global topological charge dependence disappears in the limit $V \rightarrow \infty$. It is also important to notice that the distribution of the global topological charge converges to the Gaussian distribution as the volume increases, which agrees well with the intuitive picture above that only the entropy given by the distribution of instantons and anti-instantons becomes important in the thermodynamical limit.

Under those minimal assumptions on the vacuum free energy, one can prove that χ_t , c_4 etc. can be extracted from lattice QCD simulations at a fixed topological charge [15]. For instance, χ_t appears as a constant mode in the two-point correlator in the flavor singlet channel

$$\langle \eta'(x) \eta'(y) \rangle_Q = -\frac{\chi_t}{V} + \mathcal{O}(1/V^2) + \mathcal{O}(e^{-m_{\eta'}|x-y|}), \quad (3.4)$$

for a large separation $|x - y|$. The excitation in this channel corresponds to the η' meson whose non-zero mass is given by $m_{\eta'}$. The constant correlation has a negative sign when the global topological charge Q is zero, because at long distances there is more chance to find oppositely charged local topological excitations when the sum is constrained to zero.

In the numerical simulations [16, 17, 18, 19] the presence of this constant mode is confirmed as Fig. 2 shows. Moreover, the extracted values of χ_t via above formula are found to agree with the ChPT prediction [25]

$$\chi_t = \frac{\Sigma}{\sum_f^{N_f} 1/m_f}, \quad (3.5)$$

as seen in Fig. 3. The value of Σ extracted from this analysis is consistent with a nominal value $\Sigma \simeq (250 \text{ MeV})^3$. Chiral fit including the next-to-leading chiral corrections [20, 21] is underway.

There are two remarkable conclusions that may be drawn from these lattice data. First, local fluctuation of topology exists even when the global topological charge is fixed in Monte Carlo simulations. There was some doubt about the ergodicity of the Monte Carlo simulation with the

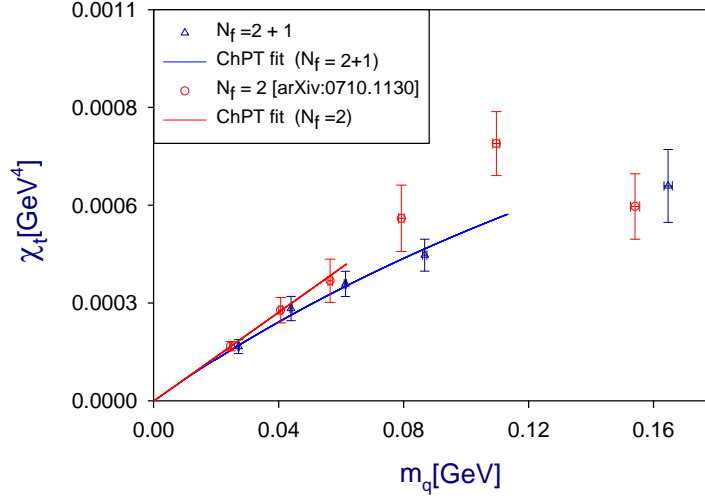


Figure 3: χ_t extracted from the η' meson correlators. A good agreement with ChPT predictions (solid lines) is seen both in the $N_f = 2$ and $N_f = 2 + 1$ lattice data.

topology fixing term, but as far as the numerical data imply there is no evidence of the problem. Second, the topological charge actually feels the presence of dynamical fermions and the χ_t vanishes in the chiral limit as expected from ChPT. Topology is a part of the infrared physics that can be well described by the pion physics.

3.2 Finite V and fixed Q within ChPT

The Lagrangian of ChPT is given by [1]

$$\mathcal{L} = \frac{F^2}{4} \text{Tr}[\partial_\mu U(x)^\dagger \partial_\mu U(x)] - \frac{\Sigma}{2} \text{Tr}[\mathcal{M}^\dagger e^{-i\theta/N_f} U(x) + U(x)^\dagger e^{i\theta/N_f} \mathcal{M}] + \dots, \quad (3.6)$$

where the chiral field $U(x)$ is an element of $SU(N_f)$ group. Here the pion decay constant and the chiral condensate are denoted by F and Σ , respectively. The vacuum angle θ is given as a phase in front of the mass matrix $\mathcal{M} = \text{diag}(m_u, m_d, m_s, \dots)$.

In the conventional p -expansion, we treat the exponent of $U(x)$ as the Nambu-Goldstone modes (here we denote as $\xi(x)$), or pions, and expand the chiral field as

$$U(x) = \exp\left(i \frac{\sqrt{2}\xi(x)}{F}\right) = 1 + i \frac{\sqrt{2}}{F} \xi(x) - \frac{1}{F^2} \xi^2(x) + \dots \quad (3.7)$$

With the counting rule

$$\mathcal{M} \sim p^2, \quad \partial_\mu \sim p, \quad 1/L, 1/T \sim p, \quad \xi(x) \sim p, \quad (3.8)$$

physical amplitudes are systematically expanded in terms of p^2 .

In the p -regime, the finite volume effect appears in the pion propagator since the momentum space is discretized [22]. Pion correlator reads

$$\langle \xi^a(x) \xi^b(y) \rangle = \delta_{ab} \sum_p \frac{e^{ip(x-y)}}{p^2 + m_\pi^2}, \quad (3.9)$$

where $a(b)$ denotes the $a(b)$ -th generator of $SU(N_f)$ and the summation is taken over the 4-momentum $p = 2\pi(n_t/T, n_x/L, n_y/L, n_z/L)$, with integer n_μ 's. As a consequence, all the correlators become periodic. Even at a contact point $x = y$, there exists a finite volume correction

$$\langle \xi^a(x) \xi^b(x) \rangle = \delta_{ab} \left(\frac{m_\pi^2}{16\pi^2} \ln \frac{m_\pi^2}{\mu_{sub}^2} + g_1(m_\pi^2) \right), \quad (3.10)$$

$$g_1(M^2) = \sum_{a \neq 0} \frac{M}{4\pi^2 |a|} K_1(M|a|), \quad (3.11)$$

which is understood as an effect of pion wrapping around the lattice. Here $K_1(x)$ is the modified Bessel function and the summation is taken over the 4-vector $a_\mu = n_\mu L_\mu$ with $L_i = L$ for $i = 1, 2, 3$ and $L_4 = T$, except for $a_\mu = (0, 0, 0, 0)$. Note that the subtraction of the ultraviolet divergence is done at a scale μ_{sub} , which can be made in exactly the same way as in the infinite volume. In a similar perturbative manner, the effect of global topology is recently calculated to the next-to-leading order [21].

In the ε -regime, the above p -expansion (3.8) fails because the zero-momentum mode contribution induces an unphysical infrared divergence, which has to be circumvented by exactly treating the vacuum fluctuation of the chiral field. Namely, using a parameterization

$$U(x) = U_0 \exp \left(i \frac{\sqrt{2} \xi'(x)}{F} \right), \quad (3.12)$$

where $U_0 \in SU(N_f)$ and ξ' satisfies

$$\int d^4x \xi'(x) = 0, \quad (3.13)$$

one can explicitly factorize the zero momentum part as U_0 . Since U_0 has no dependence on x , the group integral can be non-perturbatively performed as in the calculation of random matrix models. The non-zero momentum modes ξ' 's are perturbatively treated as an expansion in ε^2 according to the counting rule

$$\mathcal{M} \sim \varepsilon^4, \quad \partial_\mu \sim \varepsilon, \quad 1/L, 1/T \sim \varepsilon, \quad \xi'(x) \sim \varepsilon. \quad (3.14)$$

This ε -expansion [24, 25] is useful when the quark mass is so small that the pion correlation length exceeds the spatial extent, $m_\pi L \ll 1$.

The zero momentum component U_0 can be explicitly integrated out and written in terms of analytic functions. This fact opens an interesting theoretical opportunities. In particular, at the leading order of the ε -expansion, the system is proven to be equivalent to the Random Matrix Theory [44, 45, 46]. In the context of the QCD study, this provides a new method to determine the chiral condensate by matching the low-lying eigenvalues of the Dirac operator. At an early stage, a simple setup with all degenerate quark masses were studied. As lattice QCD is developed to reach the simulations near the chiral limit, calculations in a more realistic setup has become relevant, and partially quenched calculations of various quantities have been carried out [27, 47]. With strange quark mass kept at its physical value, the finite volume system is not purely in the ε -regime even when the up and down quark masses are sent close to the chiral limit, because the kaon and η are

heavy and do not satisfy $m_{K,\eta}L \ll 1$. For this mixed-regime, a hybrid method is proposed [28] and even extended to the case of heavy-light mesons [48]. More recently, a theoretical framework in which the ε - and p -regimes are treated in a unified manner is proposed [29] of which details are described in the next section.

As a final remark of this section, we note the role of topological charge in the ε -regime. Intuitively, the global topological charge become relevant to the dynamics of the system when the volume is small. This can be explicitly studied within ChPT. The θ integral can be absorbed in the zero-mode integrals

$$\int \frac{d\theta}{2\pi} \int_{SU(N_f)} dU_0 e^{i\theta Q} = \int_{U(N_f)} dU_0 (\det U_0)^Q, \quad (3.15)$$

where U_0 is integrated over $U(N_f)$ manifold. The effect of the topological charge enters through a factor $(\det U_0)^Q$. For instance, the spectral density of low-lying Dirac eigenmodes is largely affected by Q , of which dependence can be used to test the validity of ChPT, in addition to the quark mass dependence.

4. Determination of the chiral condensate

4.1 Analytic results beyond the leading order

The chiral condensate is related to the Dirac eigenvalue density $\rho(\lambda)$ at $\lambda = 0$ in the thermodynamical limit [49] as $\rho(0) = \Sigma/\pi$. This relation can be easily extended to non-zero eigenvalues by an analytical continuation of the valence mass m_v to a pure imaginary value $i\lambda$:

$$\rho(\lambda) = \frac{1}{\pi} \text{Re} \langle \bar{q}_v q_v \rangle|_{m_v=i\lambda}. \quad (4.1)$$

Here, $\bar{q}_v q_v$ is the scalar density operator made of the valence quark field. This general formula is valid for both p - and ε -regimes.

In the p -regime, using the partial quenching technique for the imaginary valence quark mass, Osborn *et al.* [50] (see also [51]) found that the Dirac spectrum contains a logarithmic dependence on λ . This calculation is done in the infinite volume limit with degenerate quark masses.

For small eigenvalues, the effect of finite volume becomes important. The ChPT calculation is simplified if one consider the ε -expansion and taking its leading order contribution. The integral over the zero momentum pion mode can be done analytically, and the spectral function has been obtained as a function of N_f , sea quark masses, and topological charge Q [52, 53, 54]. Except for the exact zero-modes associated with Q , there is a finite gap from zero (of order $1/\Sigma V$, which is called the microscopic region) in the Dirac operator spectrum. These analytic ChPT results can be used to extract Σ by comparing with the lattice data in the ε -regime [10, 13]. But, since the formulae are obtained at the leading order, the value of Σ thus obtained is a subject of the NLO corrections of the ε -expansion. Furthermore, it requires that the system is in the ε -regime, which is numerically demanding. For common lattice QCD configurations produced in a p -regime set-up, these analytical results cannot be applied.

Here we introduce a new method of the chiral expansion [29]. It is based on the p -expansion, but includes the pion zero-mode integral explicitly so that a transition to the ε -regime is smooth.

In this scheme, one may predict the eigenvalue spectrum in the microscopic region for the system in the p -regime. With the so-called replica trick, the calculation is extended to the case of non-degenerate quarks of arbitrary number of flavors.

At a fixed topological charge Q , we obtain [29]

$$\rho_Q(\lambda) = \Sigma_{\text{eff}} \hat{\rho}_Q^\varepsilon(\lambda \Sigma_{\text{eff}} V, \{m_{\text{sea}} \Sigma_{\text{eff}} V\}) + \rho^p(\lambda, \{m_{\text{sea}}\}), \quad (4.2)$$

where λ denotes the Dirac eigenvalue, $\{m_{\text{sea}} \Sigma_{\text{eff}} V\} = \{m_1 \Sigma_{\text{eff}} V, m_2 \Sigma_{\text{eff}} V, \dots\}$ is a set of the sea quark masses normalized by an *effective* chiral condensate Σ_{eff} (the definition is given below) and V . The first term on the right hand side of (4.2) contains the one in the leading-order ε -expansion $\hat{\rho}_Q^\varepsilon(\zeta, \{\mu_{\text{sea}}\} = \{\mu_1, \mu_2, \dots\})$, which is rescaled so that the physical scale Σ is factored out. This is a known function given by determinants of the Bessel functions [54]:

$$\hat{\rho}_Q^\varepsilon(\zeta, \{\mu_{\text{sea}}\}) \equiv C_2 \frac{|\zeta|}{2 \prod_f^{N_f} (\zeta^2 + \mu_f^2)} \frac{\det \tilde{\mathcal{B}}}{\det \mathcal{A}}, \quad (4.3)$$

where an $N_f \times N_f$ matrix \mathcal{A} and an $(N_f + 2) \times (N_f + 2)$ matrix $\tilde{\mathcal{B}}$ are defined by

$$\mathcal{A}_{ij} = \mu_i^{j-1} I_{Q+j-1}(\mu_i), \quad (4.4)$$

$$\tilde{\mathcal{B}}_{1j} = \zeta^{j-2} J_{Q+j-2}(\zeta), \quad \tilde{\mathcal{B}}_{2j} = \zeta^{j-1} J_{Q+j-1}(\zeta),$$

$$\tilde{\mathcal{B}}_{ij} = (-\mu_{i-2})^{j-1} I_{Q+j-1}(\mu_{i-2}) \quad (i \neq 1, 2). \quad (4.5)$$

Here, the overall sign is $C_2 = +1$ for the $N_f = 2$ and 3 cases.

The second term in (4.2) is a logarithmic NLO correction as always seen in the conventional p -expansion. Defining $M_{ij}^2 \equiv (m_i + m_j) \Sigma / F^2$, the function is given by

$$\rho^p(\lambda, \{m_{\text{sea}}\}) \equiv -\frac{\Sigma}{\pi F^2} \text{Re} \left[\sum_f^{N_f} (\bar{\Delta}(M_{fv}^2) - \bar{\Delta}(M_{ff}^2/2)) - (\bar{G}(M_{vv}^2) - \bar{G}(0)) \right]_{m_v = i\lambda}, \quad (4.6)$$

where

$$\bar{G}(M^2) = \begin{cases} \frac{1}{2} [\bar{\Delta}(M^2) + (M^2 - M_{ud}^2) \partial_{M^2} \bar{\Delta}(0, M^2)] & (N_f = 2), \\ \frac{1}{3} \left[-\frac{2(M_{ud}^2 - M_{ss}^2)^2}{9(M^2 - M_\eta^2)^2} \bar{\Delta}(M_\eta^2) + \left(1 + \frac{2(M_{ud}^2 - M_{ss}^2)^2}{9(M^2 - M_\eta^2)^2}\right) \bar{\Delta}(M^2) \right. \\ \quad \left. + \frac{(M^2 - M_{ud}^2)(M^2 - M_{ss}^2)}{(M^2 - M_\eta^2)} \partial_{M^2} \bar{\Delta}(M^2) \right] & (N_f = 2 + 1), \end{cases} \quad (4.7)$$

$$\bar{\Delta}(M^2) = \frac{M^2}{16\pi^2} \ln \frac{M^2}{\mu_{\text{sub}}^2} + \bar{g}_1(M^2). \quad (4.8)$$

Here $M_{ud}^2 = 2m_u \Sigma / F^2 = 2m_d \Sigma / F^2$, $M_{ss}^2 = 2m_s \Sigma / F^2$ and $M_\eta^2 = (M_{ud}^2 + 2M_{ss}^2)/3$. The function $\bar{g}_1(M^2) = g_1(M^2) - 1/M^2 V$ denotes the well-known finite volume correction from non-zero modes [22] (see also (3.10)). The scale $\mu_{\text{sub}}^2 (= 770 \text{ MeV in this work})$ is a subtraction scale. Note that $\rho^p(\lambda, \{m_{\text{sea}}\})$ is insensitive to the topological charge.

The *effective* condensate in (4.2) is also expressed in terms of $\bar{\Delta}(M^2)$ and $\bar{G}(M^2)$ as

$$\Sigma_{\text{eff}} \equiv \Sigma \left[1 - \frac{1}{F^2} \left(\sum_f^{N_f} \bar{\Delta}(M_{ff}^2/2) - \bar{G}(0) - 16L_6^r \sum_f^{N_f} M_{ff}^2 \right) \right]. \quad (4.9)$$

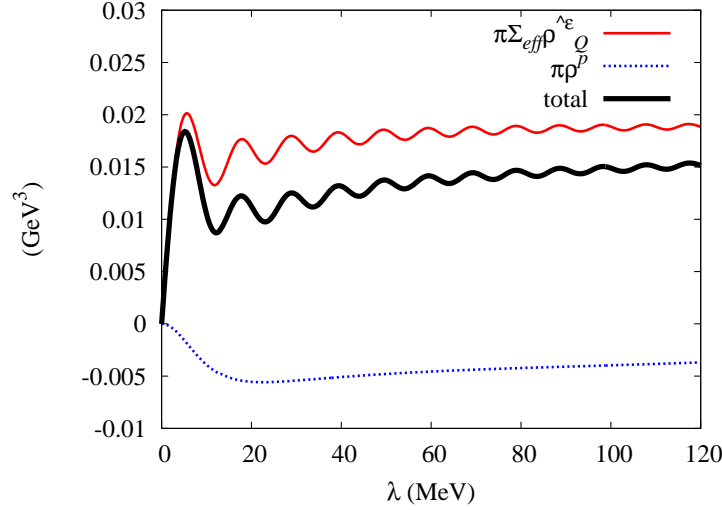


Figure 4: The first term $\Sigma_{\text{eff}} \hat{\rho}_Q^\epsilon$ (solid-thin curve), the second term ρ^P (dashed) and the total contribution (solid-thick) of the spectral density (4.2) are shown. The curves are multiplied by π . We use $\Sigma = [240\text{MeV}]^3$, $F = 94\text{ MeV}$, $L_6^r = -0.0001$, $L = T/3 = 1.9\text{ fm}$, $m_{ud} = 20\text{ MeV}$ and $m_s = 120\text{ MeV}$ as inputs.

This depends on the sea quark masses, volume V and L_6^r of which value is renormalized (at $\mu_{\text{sub}} = 770\text{ MeV}$ in this work).

For an illustration, we draw curves given by the formula (4.2) in Fig. 4. The contributions from the first term $\Sigma_{\text{eff}} \hat{\rho}_Q^\epsilon$ (solid-thin curve), the second term ρ^P (dashed) and the total contribution $\rho_Q(\lambda)$ (solid-thick) are shown separately. We use typical parameters $\Sigma = [240\text{MeV}]^3$, $F = 94\text{ MeV}$, $L_6^r = -0.0001$, $L = T/2 = 1.9\text{ fm}$, $m_{ud} = 20\text{ MeV}$ and $m_s = 120\text{ MeV}$ as inputs. One can see that the second term gives a negative contribution and shows a significant curvature in the lower end of the spectrum. This is the effect of the chiral logarithm. For this quark mass, the formula starts to deviate from the leading order expression in the ϵ -expansion already at $\lambda \sim 5\text{ MeV}$.

4.2 A numerical analysis

Our simulation details and parameters have been already presented in Section. 2. For the study of the Dirac spectrum, 80 lowest pairs of eigenvalues of the overlap-Dirac operator $D(0)$ are calculated at every 5–10 trajectories. We employ the implicitly restarted Lanczos algorithm for the chirally projected operator $P_+ D(0) P_+$, where $P_+ = (1 + \gamma_5)/2$. From its eigenvalue $\text{Re}\lambda^{ov}$, the pair of eigenvalues λ^{ov} (and its complex conjugate) of $D(0)$ is extracted through the relation $|1 - \lambda^{ov}/m_0|^2 = 1$, that forms a circle on a complex plane. For the comparison with the effective theory, the lattice eigenvalue λ^{ov} is projected onto the imaginary axis as $\lambda \equiv \text{Im}\lambda^{ov}/(1 - \text{Re}\lambda^{ov}/(2m_0))$. Note that the real part of λ^{ov} is negligible (within 1%) for the low-lying modes.

When we match the lattice data for the spectral density with the analytic calculation (4.2), two parameters are to be determined at each set of the quark masses: Σ_{eff} and F . In the second NLO term of (4.2), the difference between Σ_{eff} and Σ is a higher order effect. We therefore take two reference values of λ to give inputs to determine Σ_{eff} and F . The reference points are chosen such that they have maximum sensitivity to the parameters in the convergence range of the chiral expansion: $\lambda = 0.004$ ($\sim 7\text{ MeV}$) and 0.017 ($\sim 30\text{ MeV}$) except for the case with $m_{ud} = 0.002$

and $Q = 1$, for which we choose $\lambda = 0.01$ and 0.02 (because of its weaker sensitivity to the NLO effects). At these two reference points, we compare the mode number below a given value of λ [33], with an integrated formula of ChPT (4.2)

$$N_Q(\lambda) \equiv V \int_0^\lambda d\lambda' \rho_Q(\lambda'), \quad (4.10)$$

and determine Σ_{eff} and F . As Giusti and Lüscher [33] studied, it is also useful to define a quantity

$$\Sigma_Q^{\text{mode}}(\lambda) \equiv \frac{\pi N_Q(\lambda)}{\lambda V}, \quad (4.11)$$

to see the NLO effects, or the chiral logarithmic effects to Σ . We test the both of $N_f = 2 + 1$ and $N_f = 2$ ChPT formulae. For the latter case, the strange quark is assumed to be decoupled from the theory.

Figures 5 and 6 show the lattice data for the spectral density (upper panel), its integral (middle) and $\Sigma_Q^{\text{mode}}(\lambda)$ defined by (4.11) at two different sea quark masses: one in the p -regime ($m = 0.015$, Fig. 5) and the other in the ε -regime ($m = 0.002$, Fig. 6). The analytic formula is also plotted with two parameters fixed at two reference points of the mode number. The leading-order contribution is given by dotted curves while the full result is shown by solid curves.

In the p -regime result (Fig. 5), the effect of the NLO term in the p -expansion is clearly seen as a deviation from the leading-order density $\Sigma_{\text{eff}} \hat{p}_Q^\varepsilon$ (dotted curve) in the histogram. The deviation starting already around $\lambda \sim 0.005$ is also clear in the mode number $N_Q(\lambda)$ and $\Sigma_Q^{\text{mode}}(\lambda)$. On the other hand, the NLO formula (solid curve) describes the lattice data very nicely up to $\lambda \sim m_s/2$.

The convergence of the chiral expansion is better for the ε -regime data (Fig. 6), but the difference between LO and NLO still exists. We also observe that there is a wider gap near $\lambda = 0$, which is expected because the value of the sea quark mass $m = 0.002$ is similar to the lowest eigenvalue, so that the suppression due to the fermionic determinant $\prod(\lambda^2 + m^2)$ works strongly.

One of the significant consequences of the ChPT formula (4.2) is that the spectral function for different topological charge Q and volume V should be described by the same set of the parameters, *i.e.* Σ_{eff} and F . This provides a highly non-trivial cross-check of the formula. For this purpose we produced data at non-zero topological charge $Q = 1$. The results are shown in Fig. 7. Here the curves of the NLO ChPT is drawn with inputs from the $Q = 0$ data and there is no further free parameter to adjust. The good agreement below $\lambda \simeq 0.03$ gives further confidence on the analysis.

A similar check can be done with the lattice data obtained from a larger volume lattice $24^3 \times 48$, for which the data are shown in Fig. 8. The comparison is a bit more tricky for different volumes, because the definition of Σ_{eff} (4.9) depends on V . Namely the function $\bar{\Delta}(M^2)$ contains $\bar{g}_1(M^2)$, which represents the finite volume effect. It is possible to convert the value of Σ_{eff} for different volumes. If we convert the result at $L = 24$, $\Sigma_{\text{eff}} = 0.00306(7)$ to the one on a $L = 16$ lattice, it becomes $0.00341(18)$, which may be compared with the independent calculation at $L = 16$ at the same sea quark mass $m = 0.025$, which is $0.0333(18)$. Therefore, the finite volume scaling is confirmed at least on two different volumes, whose difference is a factor of 3.

The curves in Figures 5–8 are drawn using the $N_f = 2 + 1$ ChPT results, but we found the difference from $N_f = 2$ ChPT formula is hardly visible in the scale of this plot, which confirms decoupling of the strange quark from the low energy theory.

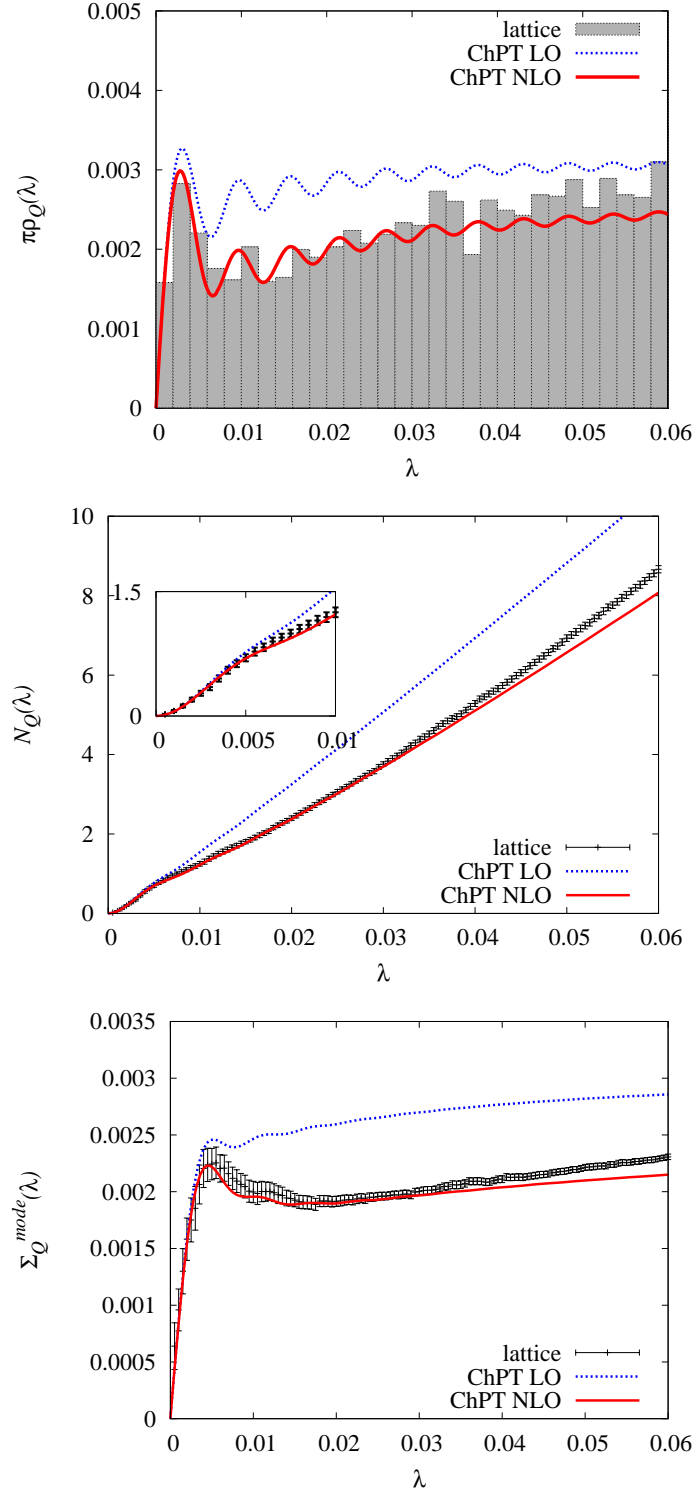


Figure 5: The spectral density $\pi\rho_Q(\lambda)$ (top), the mode number $N_Q(\lambda)$ (center) and $\Sigma_Q^{mode}(\lambda)$ (bottom) of the Dirac operator at $m_{ud} = 0.015$, $m_s = 0.080$ and $Q = 0$. The lattice result (histogram (top) or solid symbols (center and bottom)) is compared with the ChPT formula drawn by solid curves. For comparison, the prediction of the leading ε -expansion (dashed curves) is also shown.

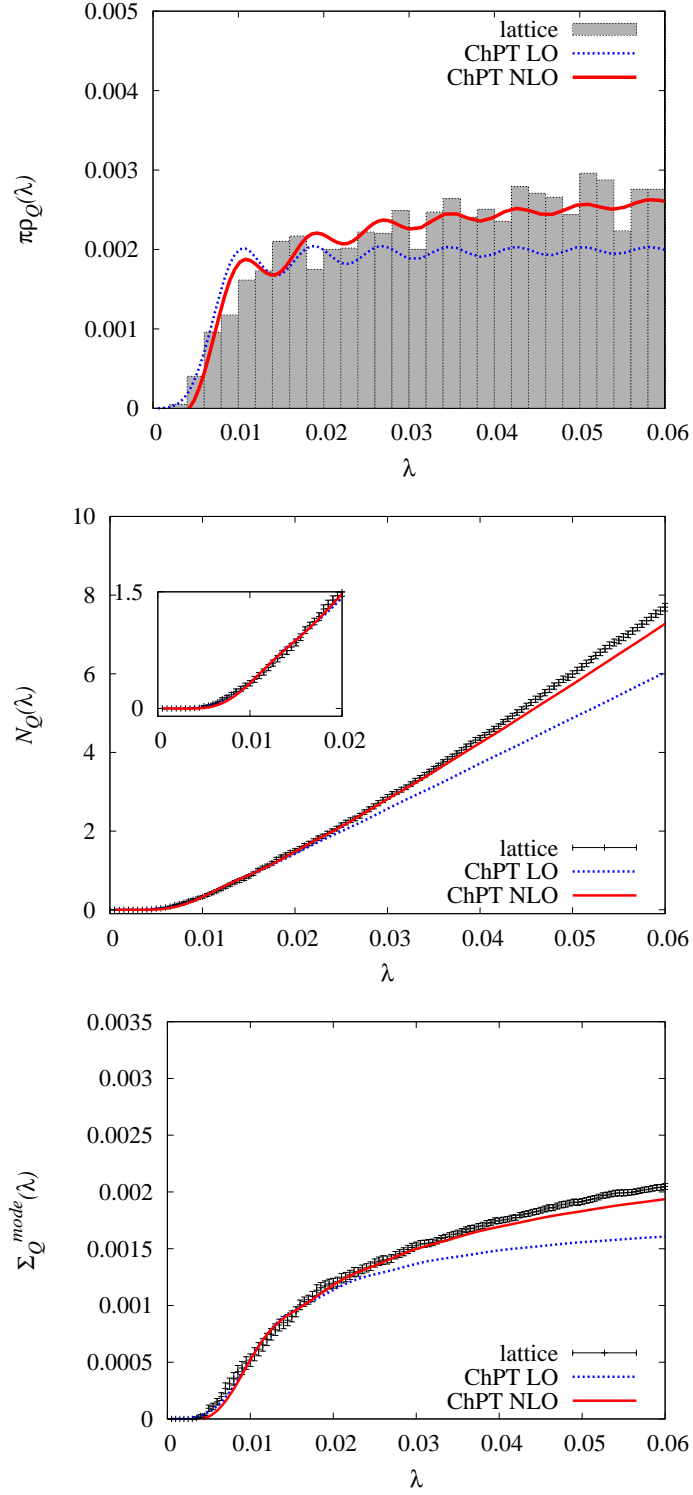


Figure 6: Same as Fig. 5, but at $m_{ud} = 0.002$. The NLO correction is smaller in the ε -regime.

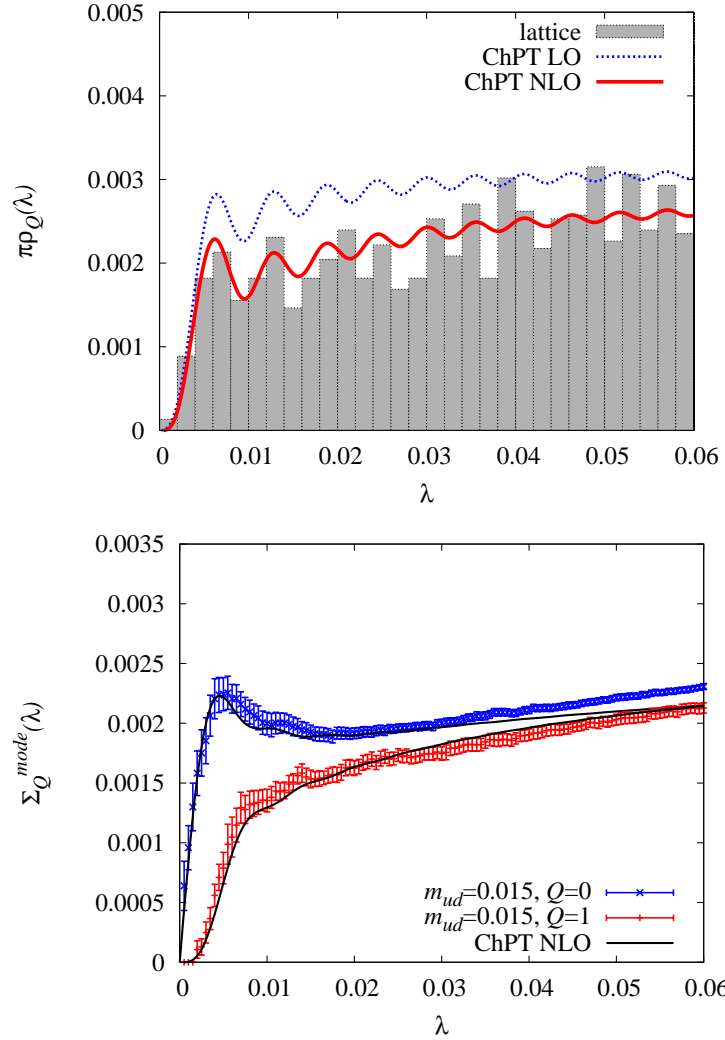


Figure 7: The spectral density at $m = 0.015$ and $Q = 1$ (top) and comparison of $\Sigma_Q^{mode}(\lambda)$ at $Q = 0$ and 1 (bottom). In the ChPT curves, the same values of Σ_{eff} and F are used as inputs.

From these analysis the values of Σ_{eff} and F are extracted for each sea quark mass. Note that Σ_{eff} is extracted at the NLO accuracy, while the value of F , which first appears at the NLO term, might have larger systematic corrections from NNLO contributions. We find that the results for Σ_{eff} are stable under change of two reference points in a range $\lambda < 0.03$. As noted above, there is little difference between $N_f = 2$ and $N_f = 2 + 1$ formulae; Σ_{eff} and F are almost equal well within the statistical error. The difference between $m_s = 0.080$ and $m_s = 0.100$ is even weaker. In the following analysis, we concentrate on the data at $m_s = 0.080$.

4.3 Chiral extrapolation of Σ_{eff}

We next consider the sea quark mass dependence of Σ_{eff} . As shown in (4.9), Σ_{eff} is a function of Σ , F , L_6 , which can be determined from the lattice data. The chiral condensate Σ thus obtained should have the NLO accuracy. In the fitting of the lattice data, we attempt (A) 3-parameter (Σ , F ,

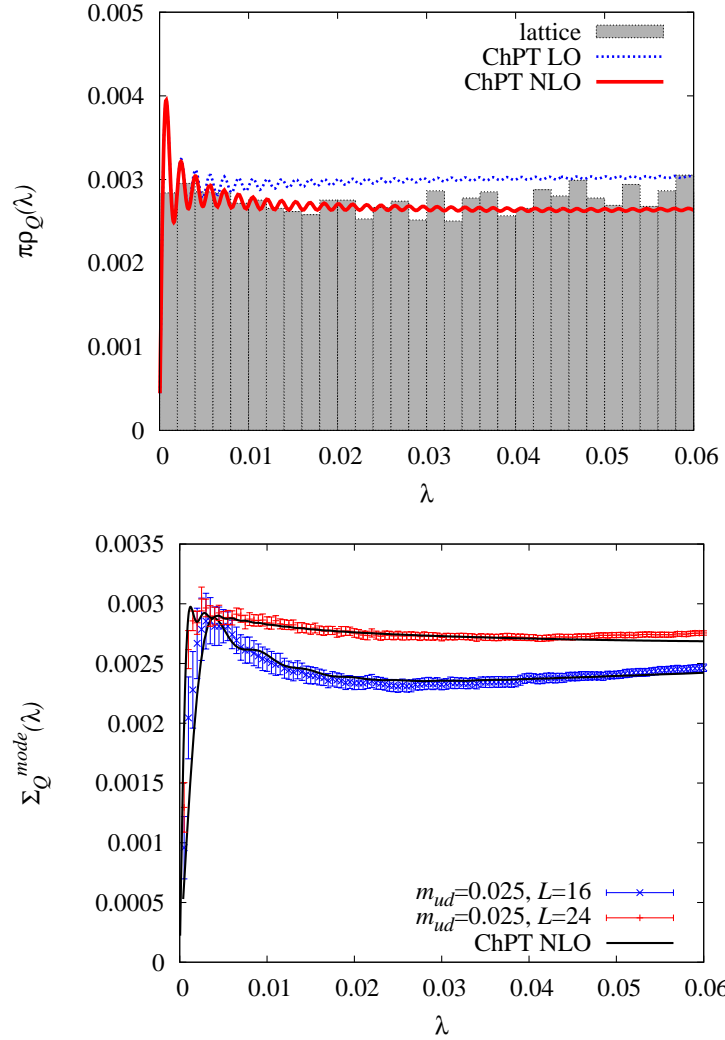


Figure 8: The spectral density at $m = 0.025$ and $L = 24$ (top) and comparison of $\Sigma_Q^{mode}(\lambda)$ at $L = 24$ and 16 (bottom). In the ChPT curves, the same values of Σ_{eff} (but the volume dependence is corrected within ChPT) and F are used as inputs.

L_6) fit without any inputs and (B) 2-parameter (Σ, L_6) fit with $F = 0.0410$ (for $N_f = 3$ ChPT) or with $F = 0.0406$ (for $N_f = 2$ ChPT). These values of F correspond to the chiral limit of F extracted from the analysis of the spectral function.

The fitting is shown in Fig. 9 for the case (A) with the $N_f = 3$ ChPT formula. We use the lightest 4, 5, and 6 data points. All the curves are consistent with the lattice data used in the fit and in fact the χ^2 per degrees of freedom is reasonable (between 0.6 and 1.5). A remarkable fact is that the chiral limit (shown by a square) is not sensitive to the number of data points used. The chiral limit is very stable because of the presence of the ε -regime data point. Similar curves are obtained for the case with $N_f = 2$ and for the case (B). With the 2-parameter fit (the case(B)) the heaviest data point cannot be well described, *i.e.* $\chi^2/\text{d.o.f.}$ is about 2.5.

From these curves, one can extract the low energy constants of ChPT. Note in the case of

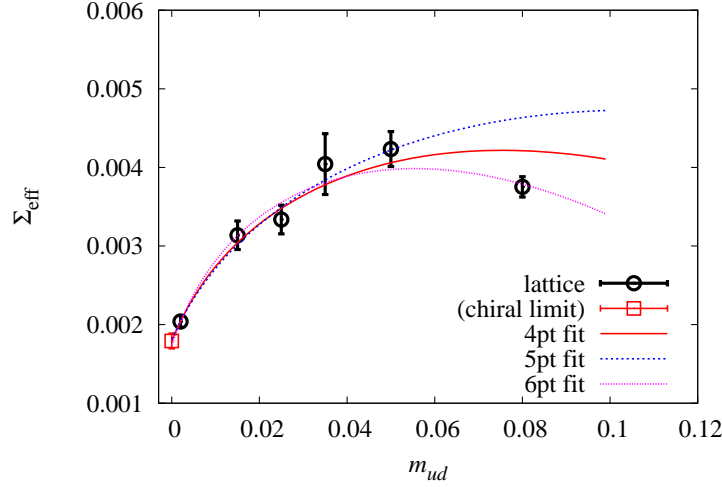


Figure 9: Three parameter fit of Σ_{eff} . The $N_f = 3$ ChPT formula is used.

$N_f = 3$ ChPT, we have two limits of chiral condensate: $\Sigma^{N_f=3}$, where “three” flavor massless limit is taken, and Σ^{phys} , which is a two-flavor chiral limit with strange quark mass fixed at a finite value $m_s = 0.08$. As already mentioned, the strange quark dependence is so small that the difference from the value at the physical strange quark mass is negligible. The extracted values of Σ^{phys} are stable against the different choice of fitting function and fitting range, while $\Sigma^{N_f=3}$ shows strong sensitivity to them. It means that the determination of $\Sigma^{N_f=3}$ is not feasible with our current data set. This is natural because the strange quark mass dependence is not well controlled by the lattice data. On the other hand, the determination of Σ^{phys} is very stable, thanks to the ϵ -regime data point. Our estimate of systematic effects due to the chiral extrapolation is $\sim 2\%$.

From the above analysis, we determine the low-energy constants for 2+1-flavor QCD as

$$\Sigma^{\text{phys}} = 0.00186(10)(44) \sim [226(4)(18)\text{MeV}]^3, \quad (4.12)$$

$$F = 0.0406(05)(41) \sim 74(1)(8)\text{MeV}, \quad (4.13)$$

$$L_6^I(770\text{ MeV}) = -0.00011(25)(11), \quad (4.14)$$

where the first error is statistical and the second error is systematic, respectively.

To obtain the final result, we convert the value of Σ^{phys} to the definition in the $\overline{\text{MS}}$ scheme, by using the non-perturbative renormalization factor [56] calculated through the RI/MOM scheme [55]. The result [34], Σ^{phys} in the limit of $m_{ud} = 0$ and m_s fixed at its physical value, is

$$\Sigma^{\overline{\text{MS}}}(2\text{ GeV}) = [242(04)(^{+19}_{-18})\text{MeV}]^3. \quad (4.15)$$

Let us here discuss possible systematic errors in (4.15). Since our lattice studies are done at only one value of β , it is difficult to estimate the discretization errors. But it should be partly reflected in the mismatch of the observables measured in different ways. We here estimate it from a mismatch of the lattice spacing; 0.1003(46) fm from the pion decay constant [57] and 0.1087(15) fm from the Ω baryon mass [58]. This 7.4% deviation is added in the systematic error. The

systematic error due to finite volume is estimated as $\sim 1.4\%$ using the lattice data at two different volumes.

5. Summary and Conclusion

In this talk, a study of the spontaneous chiral symmetry breaking performed by the JLQCD and TWQCD collaborations has been presented. We discussed that fixing topology is an essential part for the dynamical overlap fermion simulations on the lattice. By reducing the numerical cost with the topology fixing determinant, we have performed the first large-scale simulations of dynamical overlap quarks. The up and down quark masses are reduced close to the physical point. We have then discussed that the global topology, as well as the finite volume effect, can be described well within the chiral perturbation theory. In fact, we have found a good agreement of our lattice data for the Dirac operator spectrum with the ChPT predictions even in the region where its finite size effect is large. We extract the chiral condensate in 2+1-flavor QCD.

Acknowledgments

The author thanks P.H. Damgaard and members of JLQCD and TWQCD collaborations for useful discussions. Numerical simulations are performed on IBM System Blue Gene Solution at High Energy Accelerator Research Organization (KEK) under a support of its Large Scale Simulation Program (No. 06-13). This work was supported by the Global COE program of Nagoya Univ. “Quest for Fundamental Principles in the Universe” from JSPS and MEXT of Japan.

References

- [1] J. Gasser and H. Leutwyler, *Annals Phys.* **158**, 142 (1984); *Nucl. Phys. B* **250**, 465 (1985).
- [2] H. Neuberger, *Phys. Lett. B* **417**, 141 (1998) [arXiv:hep-lat/9707022]; H. Neuberger, *Phys. Lett. B* **427**, 353 (1998) [arXiv:hep-lat/9801031].
- [3] P. H. Ginsparg and K. G. Wilson, *Phys. Rev. D* **25**, 2649 (1982).
- [4] M. Luscher, *Phys. Lett. B* **428**, 342 (1998) [arXiv:hep-lat/9802011].
- [5] Z. Fodor, S. D. Katz and K. K. Szabo, *JHEP* **0408**, 003 (2004) [arXiv:hep-lat/0311010];
T. A. DeGrand and S. Schaefer, *Phys. Rev. D* **71**, 034507 (2005) [arXiv:hep-lat/0412005];
T. A. DeGrand and S. Schaefer, *Phys. Rev. D* **72**, 054503 (2005) [arXiv:hep-lat/0506021]; N. Cundy,
S. Krieg, G. Arnold, A. Frommer, T. Lippert and K. Schilling, *Comput. Phys. Commun.* **180**, 26
(2009) [arXiv:hep-lat/0502007].
- [6] S. Aoki *et al.* [JLQCD Collaboration], *Phys. Rev. D* **78**, 014508 (2008) [arXiv:0803.3197 [hep-lat]].
- [7] T. Izubuchi and C. Dawson [RBC Collaboration], *Nucl. Phys. Proc. Suppl.* **106**, 748 (2002).
- [8] P. M. Vranas, *Phys. Rev. D* **74**, 034512 (2006) [arXiv:hep-lat/0606014].
- [9] H. Fukaya, S. Hashimoto, K. I. Ishikawa, T. Kaneko, H. Matsufuru, T. Onogi and N. Yamada [JLQCD Collaboration], *Phys. Rev. D* **74**, 094505 (2006) [arXiv:hep-lat/0607020].
- [10] H. Fukaya *et al.* [JLQCD Collaboration], *Phys. Rev. Lett.* **98**, 172001 (2007) [arXiv:hep-lat/0702003].

- [11] H. Fukaya *et al.*, Phys. Rev. D **76**, 054503 (2007) [arXiv:0705.3322 [hep-lat]].
- [12] H. Fukaya *et al.* [JLQCD collaboration], Phys. Rev. D **77**, 074503 (2008) [arXiv:0711.4965 [hep-lat]].
- [13] T. DeGrand, Z. Liu and S. Schaefer, Phys. Rev. D **74**, 094504 (2006) [Erratum-ibid. D **74**, 099904 (2006)] [arXiv:hep-lat/0608019]; C. B. Lang, P. Majumdar and W. Ortner, Phys. Lett. B **649**, 225 (2007) [arXiv:hep-lat/0611010]; P. Hasenfratz, D. Hierl, V. Maillart, F. Niedermayer, A. Schafer, C. Weiermann and M. Weingart, arXiv:0707.0071 [hep-lat]; T. DeGrand and S. Schaefer, Phys. Rev. D **76**, 094509 (2007) [arXiv:0708.1731 [hep-lat]].
- [14] R. Brower, S. Chandrasekharan, J. W. Negele and U. J. Wiese, Phys. Lett. B **560**, 64 (2003) [arXiv:hep-lat/0302005].
- [15] S. Aoki, H. Fukaya, S. Hashimoto and T. Onogi, Phys. Rev. D **76**, 054508 (2007) [arXiv:0707.0396 [hep-lat]].
- [16] S. Aoki *et al.* [JLQCD and TWQCD Collaborations], Phys. Lett. B **665**, 294 (2008) [arXiv:0710.1130 [hep-lat]].
- [17] T. W. Chiu *et al.* [JLQCD and TWQCD Collaborations], arXiv:0810.0085 [hep-lat].
- [18] T. W. Chiu, T. H. Hsieh and P. K. Tseng [TWQCD Collaboration], Phys. Lett. B **671**, 135 (2009) [arXiv:0810.3406 [hep-lat]].
- [19] T.H. Hsieh *et al.* [JLQCD and TWQCD collaborations] in these proceedings.
- [20] Y. Y. Mao and T. W. Chiu [TWQCD Collaboration], Phys. Rev. D **80**, 034502 (2009) [arXiv:0903.2146 [hep-lat]]; also in these proceedings.
- [21] S. Aoki and H. Fukaya, arXiv:0906.4852 [hep-lat].
- [22] C. Bernard [MILC Collaboration], Phys. Rev. D **65**, 054031 (2002) [arXiv:hep-lat/0111051];
- [23] G. Colangelo, S. Durr and C. Haefeli, Nucl. Phys. B **721**, 136 (2005) [arXiv:hep-lat/0503014].
- [24] J. Gasser and H. Leutwyler, Phys. Lett. B **188**, 477 (1987); H. Neuberger, Phys. Rev. Lett. **60**, 889 (1988); F. C. Hansen, Nucl. Phys. B **345**, 685 (1990); F. C. Hansen and H. Leutwyler, Nucl. Phys. B **350**, 201 (1991); P. Hasenfratz and H. Leutwyler, Nucl. Phys. B **343**, 241 (1990).
- [25] H. Leutwyler and A. V. Smilga, Phys. Rev. D **46**, 5607 (1992).
- [26] K. Splittorff and J. J. M. Verbaarschot, Phys. Rev. Lett. **90**, 041601 (2003) [arXiv:cond-mat/0209594]; Y. V. Fyodorov and G. Akemann, JETP Lett. **77**, 438 (2003) [Pisma Zh. Eksp. Teor. Fiz. **77**, 513 (2003)] [arXiv:cond-mat/0210647]. K. Splittorff and J. J. M. Verbaarschot, Nucl. Phys. B **683**, 467 (2004) [arXiv:hep-th/0310271].
- [27] F. Bernardoni and P. Hernandez, JHEP **0710**, 033 (2007) [arXiv:0707.3887 [hep-lat]]; P. H. Damgaard and H. Fukaya, Nucl. Phys. B **793**, 160 (2008) [arXiv:0707.3740 [hep-lat]]; C. Lehner and T. Wettig, arXiv:0909.1489 [hep-lat]; C. Lehner and T. Wettig, arXiv:0910.1226 [hep-lat].
- [28] F. Bernardoni, P. H. Damgaard, H. Fukaya and P. Hernandez, JHEP **0810**, 008 (2008) [arXiv:0808.1986 [hep-lat]].
- [29] P. H. Damgaard and H. Fukaya, JHEP **0901**, 052 (2009) [arXiv:0812.2797 [hep-lat]].
- [30] O. Bar, S. Necco and S. Schaefer, JHEP **0903**, 006 (2009) [arXiv:0812.2403 [hep-lat]]; arXiv:0910.2372 [hep-lat].
- [31] A. Shindler, Phys. Lett. B **672**, 82 (2009) [arXiv:0812.2251 [hep-lat]]; K. Jansen and A. Shindler, arXiv:0911.1931 [hep-lat].

- [32] A. Hasenfratz, R. Hoffmann and S. Schaefer, Phys. Rev. D **78**, 054511 (2008) [arXiv:0806.4586 [hep-lat]].
- [33] L. Giusti and M. Luscher, JHEP **0903**, 013 (2009) [arXiv:0812.3638 [hep-lat]].
- [34] H. Fukaya *et al.* [JLQCD collaboration], arXiv:0911.5555 [hep-lat].
- [35] S. Hashimoto, arXiv:0912.5254 [hep-ph].
- [36] S. Hashimoto, arXiv:0912.5262 [hep-ph].
- [37] P. Hasenfratz, V. Laliena and F. Niedermayer, Phys. Lett. B **427**, 125 (1998) [arXiv:hep-lat/9801021].
- [38] P. Hernandez, K. Jansen and M. Lüscher, Nucl. Phys. B **552**, 363 (1999) [arXiv:hep-lat/9808010].
- [39] R. G. Edwards, U. M. Heller and R. Narayanan, Nucl. Phys. B **535**, 403 (1998) [arXiv:hep-lat/9802016].
- [40] F. Berruto, R. Narayanan and H. Neuberger, Phys. Lett. B **489**, 243 (2000) [arXiv:hep-lat/0006030].
- [41] Y. Iwasaki, Nucl. Phys. B **258** (1985) 141; Y. Iwasaki and T. Yoshie, Phys. Lett. B **143**, 449 (1984).
- [42] R. Sommer, Nucl. Phys. B **411**, 839 (1994) [arXiv:hep-lat/9310022].
- [43] C. Vafa and E. Witten, Phys. Rev. Lett. **53**, 535 (1984); E. Witten, Annals Phys. **128**, 363 (1980).
- [44] E. V. Shuryak and J. J. M. Verbaarschot, Nucl. Phys. A **560**, 306 (1993) [arXiv:hep-th/9212088]; G. Akemann, P. H. Damgaard, U. Magnea and S. Nishigaki, Nucl. Phys. B **487**, 721 (1997) [arXiv:hep-th/9609174].
- [45] P. H. Damgaard, J. C. Osborn, D. Toublan and J. J. M. Verbaarschot, Nucl. Phys. B **547**, 305 (1999) [arXiv:hep-th/9811212]; G. Akemann and P. H. Damgaard, Phys. Lett. B **583**, 199 (2004) [arXiv:hep-th/0311171].
- [46] F. Basile and G. Akemann, JHEP **0712**, 043 (2007) [arXiv:0710.0376 [hep-th]].
- [47] P. H. Damgaard, Phys. Lett. B **476**, 465 (2000) [arXiv:hep-lat/0001002]; P. H. Damgaard, M. C. Diamantini, P. Hernandez and K. Jansen, Nucl. Phys. B **629**, 445 (2002) [arXiv:hep-lat/0112016].
- [48] F. Bernardoni, P. Hernandez and S. Necco, arXiv:0910.2630 [hep-lat].
- [49] T. Banks and A. Casher, Nucl. Phys. B **169**, 103 (1980).
- [50] J. C. Osborn, D. Toublan and J. J. M. Verbaarschot, Nucl. Phys. B **540**, 317 (1999) [arXiv:hep-th/9806110].
- [51] A. V. Smilga and J. Stern, Phys. Lett. B **318**, 531 (1993).
- [52] P. H. Damgaard and S. M. Nishigaki, Phys. Rev. D **63**, 045012 (2001) [arXiv:hep-th/0006111].
- [53] J. J. M. Verbaarschot and I. Zahed, Phys. Rev. Lett. **70**, 3852 (1993) [arXiv:hep-th/9303012].
- [54] G. Akemann and P. H. Damgaard, Nucl. Phys. B **528**, 411 (1998) [arXiv:hep-th/9801133].
- [55] G. Martinelli, C. Pittori, C. T. Sachrajda, M. Testa and A. Vladikas, Nucl. Phys. B **445**, 81 (1995) [arXiv:hep-lat/9411010].
- [56] J. Noaki *et al.* [JLQCD Collaboration], arXiv:0907.2751 [hep-lat].
- [57] J. Noaki *et al.* [JLQCD and TWQCD collaborations], PoS **LAT2009**, 096 (2009) [arXiv:0910.5532 [hep-lat]].
- [58] J. Noaki *et al.* [JLQCD and TWQCD collaborations] in preparation.