

The dynamics of loop formation in a semiflexible polymer

K . P . Santo and K . L . Sebastian^y

Department of Inorganic and Physical chemistry,

Indian Institute of Science, Bangalore, India

(Dated: April 2, 2024)

Abstract

The dynamics of loop formation by linear polymer chains has been a topic of several theoretical/experimental studies. Formation of loops and their opening are key processes in many important biological processes. Loop formation in flexible chains has been extensively studied by many groups. However, in the more realistic case of semiflexible polymers, not much results are available. In a recent study (K.P.Santo and K.L.Sebastian, Phys. Rev. E, 73, 031293 (2006)), we investigated opening dynamics of semiflexible loops in the short chain limit and presented results for opening rates as a function of the length of the chain. We presented an approximate model for a semiflexible polymer in the rod limit, based on a semiclassical expansion of the bending energy of the chain. The model provided an easy way to describe the dynamics. In this paper, using this model, we investigate the reverse process, i.e., the loop formation dynamics of a semiflexible polymer chain by describing the process as a diffusion-controlled reaction. We make use of the "closure approximation" of Wilemski and Fixman (G.Wilemski and M.Fixman, J.Chem. Phys., 60, 878 (1974)), in which a sink function is used to represent the reaction. We perform a detailed multidimensional analysis of the problem and calculate closing times for a semiflexible chain. We show that for short chains, the loop formation time decreases with the contour length of the polymer. But for longer chains, it increases with length obeying a power law and so it has a minimum at an intermediate length. In terms of dimensionless variables, the closing time is found to be given by $L^n \exp(\text{const.}/L)$, where $n = 4.5 - 6$. The minimum loop formation time occurs at a length L_m of about $2.2 - 2.4$. These are, indeed, the results that are physically expected, but a multidimensional analysis leading to these results does not seem to exist in the literature so far.

PACS numbers: 87.15.Aa; 82.37.Np; 87.15.He

Keywords: polymers, macromolecules, molecular biophysics, diffusion-controlled reactions

Electronic address: poulose@ualberta.ca; currently at National Institute of Nano-technology, NRC, Canada

^yElectronic address: kls@ipc.iisc.ernet.in

I. INTRODUCTION

In a previous paper [1], the dynamics of opening of a weak bond between the two ends of a semi-flexible polymer chain was considered in detail. An approximate model for a stiff polymer ring in the rod limit, based on a "semi-classical" method was developed. This model, though approximate, was found to provide an easy approach to describe the dynamics of a worm-like polymer chain in the rod limit. In Ref. [1], we used the model to analyze the dynamics of opening and to calculate the rates of opening as a function of length in the short chain limit. Here in this paper, we analyze the dynamics of loop formation.

The closing dynamics of polymer chains has been studied extensively, being the key process in important biological functions, such as control of gene expression [2, 3], DNA replication [4] and protein folding. Experimental studies on loop formation involve monitoring the dynamics of DNA hairpins [5, 6, 7, 8, 9] and small peptides [10, 11, 12, 13], using fluorescence spectroscopic techniques. Several theoretical approaches are available for analyzing loop formation of a flexible chain. Using the formalism of Wilemski and Fixman (WL) [14] for diffusion controlled reactions, the closing time for a flexible chain was calculated by Doi [15] and was found to vary as, L^2 . In another important approach, Szabo, Schulten and Schulten (SSS) [16] calculated the mean first passage time for closing for a gaussian chain and found $L^{3/2}$. The two approaches have been analyzed by recent simulations [17, 18]. But real polymers such as DNA, RNA and proteins are not flexible and hence, it is more important to understand the closing dynamics of stiff chains. Unfortunately, in this case, only simple, approximate approaches [19, 20, 21, 22, 23, 24] are available in the literature so far. Since worm-like chains are represented by differentiable curves, one has to incorporate the constraint $|\mathbf{j}(s)| = 1$ and this has been a problem in dealing with semi-flexible polymers. Yamakawa and Stockmayer [25] and Shimada and Yamakawa [26] have calculated the static ring closure probabilities for worm-like chains and helical worm-like chains. According to their analysis, the ring closure probability for a worm-like chain has the form, $G(0; L) = 896/32 (\ell_p/L)^5 \exp(-14.054 \ell_p/L + 0.246 L/\ell_p)$; where ℓ_p is the persistence length of the chain. An approximate treatment that leads to the end-to-end probability distribution for semi-flexible polymers has been given by Winkler et. al [21] and using their approach, the closing dynamics has been analyzed recently by Cherayil and Duda [27]. They found that the closing time $\propto L$, where \propto is in the range 2.2 to 2.4. In an interesting

paper, Jun. et. al [28] showed that the closing time should decrease with length in the short chain limit and then increase with length for longer chains. Hence, the closing time has a minimum at an intermediate length. The reason for this behavior is that, for short chains, the bending energy contributes significantly to the activation energy for the process. Thus the activation energy $\propto L$ and therefore the closing time $\propto \exp(\text{const} \cdot L)$. For longer chains, the free energy barrier for closing is due to the configurational entropy and hence, τ obeys a power law. Jun et. al [28] have followed an approximate one dimensional Kramers approach to reproduce this behavior and obtain the minimum of closing time at a length $L_m = 3.4l_p$, where l_p is the persistence length of the chain. Monte Carlo simulations by Chen et.al [29] lead to $L_m = 2.85l_p$. See also the paper by Ranjith et al [30].

In Ref. [1], we analyzed the opening dynamics of a semiflexible polymer ring formed by a weak bond between the ends. We developed a model that describes the polymer near the ring conformation, using a semiclassical expansion of the bending energy of the chain. The model, though approximate, provided an easy way to analyze the dynamics. Using this model, we calculated the opening rates as function of the contour length of the chain. The formalism presented in Ref.[1], took into account of the inextensibility constraint, $|\dot{\mathbf{r}}(s)| = 1$ for semiflexible chains rigorously. The conformations of the chain can be mapped onto the paths of a Brownian particle on a unit sphere. We performed a semiclassical expansion about the most probable path assuming that the fluctuations about the most probable path are small. For the ring, we took most probable path to be the great circle on the sphere. This is again an approximation, as the minimum energy conformation for a semiflexible polymer loop does not correspond to the great circle. However, as described in Ref. [1], it led to minimum energy values very close to exact results by Yamakawa and Stockmayer [25] and the approximation scheme by Kulic and Schiessel [31]. Once the ends of a semiflexible polymer are brought together, they can separate in any of the three directions in space. Our analysis showed that two of the three directions in space are unstable, while one direction is stable. If one considers the ring to be in the XY -plane, with its ends meeting on the Y axis, then the motion that leads to separation along the Y direction is stable, while the motions lead to separation along X or Z direction are unstable. The nature of instabilities along the X and Z directions are different. Hence, near the ring, the three directions in space are non-equivalent for a semiflexible polymer and are governed by different energetics (see Sec. IIIB). One may also perform the expansion near the rod conformation by expanding about

the straight rod. On the unit sphere the straight rod corresponds to a point and unlike the great circle this is an exact minimum energy conformation (see Sec. III).

In this paper, we present a detailed multidimensional analysis of the dynamics of loop formation in semiflexible chains. We make use of the approximation scheme developed in Ref. [1]. Following Wilemski and Fixman [14], the looping is described as a diffusion-controlled reaction. In the WF theory, the effect of the reaction is incorporated into the model using a sink function. In special cases, exact analytical results are possible for a delta function sink [32, 33, 34]. But for an arbitrary sink, and multidimensional dynamics, this is not possible. For such cases, WF suggested an approximation known as the "closure" approximation. In this, the diffusion limited life-time of the process is expressed in terms of a sink-sink correlation function and the essential step for finding the loop formation time is to calculate this sink-sink correlation function. For this, we need to know the time-dependent Green's function of the chain and the equilibrium probability distribution. We therefore derive the time-dependent multidimensional Green's function of the semiflexible polymer near the loop conformation by performing a normal mode analysis. This Green's function is then used to find the sink-sink correlation function for a Gaussian sink and the closing time. We find that the closing time $\tau(L=l_p)^n \exp(-A l_p/L)$, The exponent $n = 4.5 - 6$. is found to be a minimum at a length $L_m \approx 2.2 - 2.4 l_p$ which has to be compared with the value $3.4 l_p$ obtained in Ref. [28] and $2.85 l_p$ of Ref. [29]. We find L_m to be weakly dependent on the range of the interaction between the ends. Thus, our analysis leads to results that are physically expected. It is worth mentioning that a multidimensional analysis leading to these results does not seem to exist in the literature so far. We also calculate the loop formation probability $G(0;L)$ and find that our method leads to the correct behavior, i.e., $G(0;L) \propto L^{-5} \exp(-\text{const} \cdot L)$, thus showing that the procedure reproduces the previous results for this quantity [26].

The paper is organized as follows: In Sec. II, we give a summary of the WF theory for diffusion controlled reactions and the "closure" approximation. In Sec. III, the semiclassical approximation scheme for bending energy of a semiflexible polymer is briefly outlined. The time dependent Green's function of the polymer is derived through a normal mode analysis near the loop conformation in Sec. IV. The approximate probability distribution of the chain is given in Sec. IV. In Sec. V A, we calculate the sink-sink correlation function for a Gaussian sink and the closing time. In Sec. V B, we give numerical results. Summary and

conclusions are given in Sec. V II.

II. THE "CLOSURE" APPROXIMATION

In this section, we summarize the theory of diffusion-controlled intra-chain reactions of polymers developed by Wilemski and Fixman [14] and their "closure" approximation for an arbitrary sink function. The dynamics of a single polymer chain in a viscous environment is governed by the diffusion equation,

$$\frac{\partial P}{\partial t} + \hat{D}P = 0; \quad (1)$$

where \hat{D} is the diffusion operator for the chain. If the chain is represented by $N + 1$ beads with position vectors represented by $\mathbf{r} = (\mathbf{r}_1; \mathbf{r}_2; \dots; \mathbf{r}_{N+1})$, then the general form of the diffusion operator is given by

$$\hat{D} = D \sum_{i=1}^{N+1} \nabla_i \cdot (\nabla_i + (k_B T)^{-1} \mathbf{F}_i); \quad (2)$$

$D = k_B T / \zeta$, is the diffusion coefficient of the segments and ζ is the friction coefficient of the segments. $\mathbf{F}_i = -\nabla_i U$, where U is the potential energy of the chain. Eq. (1) may be solved to obtain the equilibrium distribution P_{eq} of the chain, which is time independent. But if the chain has reactive ends, they can react and form a loop when they come sufficiently close and hence the probability distribution of an open chain will decay in time. In such a case, one may solve Eq. (1) with appropriate boundary conditions. An alternate approach to the same problem is to introduce a sink function into the equation for $P(\mathbf{r}; t)$ as done by Wilemski and Fixman [14]. Then the reaction-diffusion equation that governs the dynamics of a polymer chain with reactive ends is

$$\frac{\partial P}{\partial t} + \hat{D}P = -k_r S(\mathbf{r})P; \quad (3)$$

where P is the distribution function of the open polymer chain and k_r is the strength of the sink function. k_r determines the rate at which the reaction occurs when the ends are sufficiently close. S is the sink function and is a function of $\mathbf{r}_1; \mathbf{r}_2; \dots; \mathbf{r}_{N+1}$. Integrating Eq. (3) over all the coordinates \mathbf{r} we get

$$\frac{dP_s(t)}{dt} = -k_r v(t); \quad (4)$$

where

$$v(t) = \int_{-\infty}^{\infty} dr S(r) P(r;t) \quad (5)$$

and

$$P_s(t) = \int_{-\infty}^{\infty} dr P(r;t) \quad (6)$$

is the survival probability. The function S can be any suitable function, but is usually taken to be a delta function or a gaussian. Eq. (3) can be solved exactly only in one dimension for a delta function sink or a quadratic sink (see references [32, 33, 34], and the references therein). Therefore, WF introduced the assumption that $P(r;t)$ may be approximated as

$$P(r;t) = P_{eq}(r) \phi(t); \quad (7)$$

where

$$\phi(t) = \frac{v(t)}{v_{eq}} \quad (8)$$

with

$$v_{eq} = \int_{-\infty}^{\infty} dr S(r) P_{eq}(r); \quad (9)$$

This is referred to as the "closure" approximation. The average time of closing is the integral of the survival probability and is given by

$$\int_0^{\infty} P_s(t) dt = \tilde{P}_s(0); \quad (10)$$

where $\tilde{P}_s(s)$ is the Laplace transform of $P_s(t)$. This is also expressed in terms of a sink-sink correlation function and in the diffusion-limited ($k_r \rightarrow \infty$) limit, it is given by [14]

$$\int_0^{\infty} \frac{D(t)}{v_{eq}^2} dt = 1; \quad (11)$$

$D(t)$ is the sink-sink correlation function defined by

$$D(t) = \int_{-\infty}^{\infty} dr \int_{-\infty}^{\infty} dr^0 S(r) G_0(r;r^0;t) S(r^0) P_{eq}(r^0); \quad (12)$$

where $G_0(r;r^0;t)$ is the Green's function for the diffusive motion of the chain in the absence of the sink. Eq. (11) was obtained by WF [14]. Note that $D(0) = v_{eq}^2$. To calculate $D(t)$, one needs to know $G_0(r;r^0;t)$ and $P_{eq}(r)$ and these will be calculated in the following sections. We shall take $S(r)$ to be a Gaussian, given by

$$S(\mathbf{r}) = S(\mathbf{R}) = S_x(R_x) S_y(R_y) S_z(R_z); \quad (13)$$

where \mathbf{R} is the end to end vector for the chain and

$$S_i(\mathbf{R}_i) = e^{-\frac{\mathbf{R}_i^2}{2\sigma^2}} = \left(\frac{P}{2}\right)^{3/2}; \quad i = x, y \text{ or } z; \quad (14)$$

is the width of the Gaussian sink.

III. THE SEMI-CLASSICAL APPROXIMATION SCHEME FOR THE BENDING ENERGY

In Ref.[1], we introduced an approximation scheme for the bending energy of a semirigid polymer ring, which is based on a "semiclassical" expansion. In this section, we give a brief account of the approach. A semirigid polymer is usually considered as a continuous, inextensible space curve represented by the position vector $\mathbf{r}(s)$, where s is the arc-length parameter. The bending energy of the chain is given by

$$E_{\text{bend}} = \frac{\kappa}{2} \int_0^L \frac{|\partial^2 \mathbf{r}(s)|^2}{\partial s^2} ds; \quad (15)$$

is the bending rigidity. Since the curve is differentiable, one has the constraint,

$$|\mathbf{u}(s)| = 1; \quad (16)$$

where $\mathbf{u}(s) = \partial \mathbf{r}(s)/\partial s$, the tangent vector at the point s . The partition function of the semirigid polymer is the functional integral over the conformations represented by $\mathbf{r}(s)$,

$$Z = \int D\mathbf{r}(s) \exp \left[-\frac{E_{\text{bend}}[\mathbf{r}(s)]}{k_B T} \right]; \quad (17)$$

This functional integral has to be performed with the constraint of Eq. (16). However, incorporating this constraint has been a problem in dealing with semirigid polymers. In Ref. [1], we wrote the partition function as an integral over $\mathbf{u}(s)$,

$$Z = \int D\mathbf{u}(s) \exp \left[-\frac{E_{\text{bend}}[\mathbf{u}(s)]}{k_B T} \right]; \quad (18)$$

and represented $\mathbf{u}(s)$ in angle coordinates

$$\mathbf{u}(s) = i \sin \theta(s) \cos \phi(s) + j \sin \theta(s) \sin \phi(s) + k \cos \theta(s); \quad (19)$$

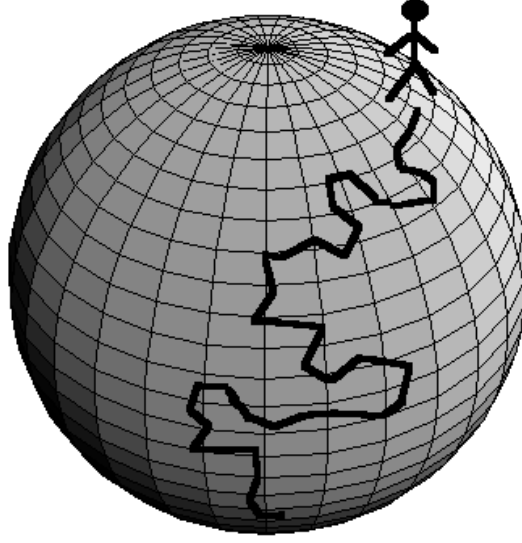


FIG. 1: The conformations of a semi-flexible polymer may be mapped onto the paths of a Brownian particle on the surface of a unit sphere. The circular ring polymer with the tangent vectors at the ends joining smoothly corresponds to the great circle on the unit sphere.

Since the magnitude of the tangent vector is one, the conformations of the semi-flexible polymer can be mapped onto the trajectories of a Brownian particle over a unit sphere (Fig.1). The bending energy of the chain is then written in terms of the angles θ and ϕ as

$$E_{\text{bend}} = \frac{1}{2} \int_0^L ds \left(\left(\frac{d\theta(s)}{ds} \right)^2 + \sin^2 \theta(s) \left(\frac{d\phi(s)}{ds} \right)^2 \right) \quad (20)$$

and the partition function is written as a path integral in spherical polar coordinates

$$Z_{\text{loop}} = \int \mathcal{D}\theta(s) \int \mathcal{D}\phi(s) \exp \left[-\frac{E_{\text{bend}}[\theta(s); \phi(s)]}{k_B T} \right] : \quad (21)$$

This path integral has not been evaluated in a closed form. In Ref. [1], we have used a semiclassical expansion of the bending energy, to evaluate the above partition function approximately.

A. Bending energy of the loop: expansion about the great circle

To perform a semiclassical expansion of the bending energy of the semi-flexible polymer near the ring configuration, we take the most important path to be the great circle on the

unit sphere (Fig. 1). The great circle corresponds to a ring with the tangents smoothly joined. However, the minimum energy conformation of a rod-like polymer whose ends are brought together to form a loop would not have its tangents joining smoothly and therefore does not correspond to a great circle [25]. Hence, our approach is approximate but has the advantage that it provides an easy way to study the dynamics. On the other hand, if one is interested in covalent bond formation, in which directionality of the bond is important, then the great circle is the appropriate starting point.

The position vector of the polymer may be found by inverting the definition of the tangent vector $u(s) = \partial r(s) / \partial s$,

$$r(s) = r_{cm} + \frac{1}{L} \int_0^L ds \int_0^s ds_1 u(s_1) + \int_0^s ds_1 u(s_1); \quad (22)$$

where r_{cm} denotes the position vector of the center of mass of the ring polymer. The great circle is chosen to lie in the XY plane of a Cartesian coordinate system, with any point on it represented by the coordinates, $[r(s); \theta(s)] = [R/2; 2\pi s/L]$. The position vector of the circular ring polymer that corresponds to the great circle may be found using Eq. (22) and is given by

$$r_{GC}(s) = \frac{L}{2} i \sin \frac{2\pi s}{L} - j \cos \frac{2\pi s}{L} : \quad (23)$$

This curve represents one end of the polymer lying in the XY-plane starting at $\frac{L}{2}$ on the negative Y axis, going around the Z axis along a circle of radius $\frac{L}{2}$, coming back to the same point after traversing a circle of radius $\frac{L}{2}$. The fluctuations about this path are taken into account by letting

$$[r(s); \theta(s)] = \frac{L}{2} + \delta r(s), \frac{2\pi s}{L} + \delta \theta(s); \quad (24)$$

where $\delta r(s)$ and $\delta \theta(s)$ represent the deviations from the extremum path on the unit sphere expressed in terms of angles. Expanding the bending energy of Eq. (20) correct up to second order in the fluctuations $\delta r(s)$ and $\delta \theta(s)$ gives

$$E_{bend} = \frac{R}{2} \int_0^L ds \left[\left(\frac{d\delta r(s)}{ds} \right)^2 + \frac{2}{L} + \left(\frac{d\delta \theta(s)}{ds} \right)^2 + \frac{2}{L} \delta r(s)^2 \right] : \quad (25)$$

We expect this expansion to be a valid approximation near the ring conformation, if the deviations from the circular conformation is small.

We expand fluctuations as

$$\delta r(s) = \sum_{n=0}^{\infty} X_n^i \cos \frac{n\pi s}{L} \quad (26)$$

and

$$\chi(s) = \sum_{n=0}^{\infty} \chi_n \cos \frac{n s}{L} : \quad (27)$$

In terms of these modes, the bending energy of the chain is given by

$$E_{\text{bend}} = \frac{f}{4L} \int_0^L \chi^2 ds + \sum_{n=1}^{\infty} \frac{P}{(n^2 - 4)} \chi_n^2 + \sum_{n \text{ odd}} \frac{P}{n^2} \chi_n^2 + \sum_{n \text{ even}} \frac{P}{n^2} \chi_n^2 : \quad (28)$$

In the above, the bending energy is independent of the modes χ_2 and χ_0 . These give two of the three rotational degrees of freedom of the ring polymer in space. χ_0 corresponds to the rotation about the Z axis, while χ_2 corresponds to rotation of the ring about X axis. A fluctuation of the form $\chi_{2s} \sin(2s\pi/L)$ leads to rotation about Y axis. The value of χ_{2s} (the amount of rotation contained) in an arbitrary $\chi(s)$ may be found from

$$\chi_{2s} = \frac{2}{L} \int_0^L \chi(s) \sin \frac{2s\pi}{L} ds : \quad (29)$$

Using Eq. (27) in Eq. (29), one gets

$$\chi_{2s} = 2 \sum_n a_n \chi_n ; \quad (30)$$

where

$$a_n = \frac{4}{(n^2 - 4)} ; \text{ if } n \text{ is odd} \\ = 0 ; \text{ if } n \text{ is even} : \quad (31)$$

While evaluating the partition function one must avoid integrating over the rotational modes, since within our approximation scheme, these modes would cause the partition function to diverge. One can remove these rotational degrees of freedom by inserting the product of delta functions $\delta(\chi_0) \delta(\chi_2) \delta(\chi_{2s})$ to the functional integral and then taking the contribution of the rotational modes to the partition function into account by explicitly putting in the factor 8^{-2} . Then the probability for the loop formation is given by

$$G(0; L, \mathcal{D}) = \frac{8^{-2}}{Z_R} \int \mathcal{D} \chi(s) \exp \left[-\frac{E_{\text{bend}}[\chi(s)]}{k_B T} \right] \delta(\chi_0) \delta(\chi_2) \delta(\chi_{2s}) \mathcal{R} : \quad (32)$$

\mathcal{R} is the end to end vector for the polymer chain and Z_R is the partition function for the polymer, approximated by that appropriate for a semi-flexible rod of length L (see Eq. (72)).

B . The asymmetry in the three directions of motion at the ring geometry

In Ref. [1], we derived the expression for the end-to-end vector R , by expanding the components of $u(s)$ as a Taylor series up to first order, which is

$$R = L \sum_{n \text{ odd}}^{\infty} a_n \frac{X^n}{n^2} + k_0 \quad (33)$$

The components of R are given by, $R_x = L \sum_{n \text{ odd}}^{\infty} a_n$, $R_y = \frac{L}{2}$ and $R_z = L k_0$. Thus R_x can be changed by varying the value of a_n for odd n . It can be easily seen from Eq. (28), that increasing a_n with n odd decreases the bending energy of the chain towards a minimum at $a_n = 8/n^2$ (n odd). Using this value for a_n (n odd) one gets

$$R_x = L \sum_{n \text{ odd}}^{\infty} a_n \frac{8}{n^2} = L; \quad (34)$$

since $\sum_{n \text{ odd}}^{\infty} a_n/n^2 = 8$. Hence, this value of a_n corresponds to a rod lying along the X axis. Therefore, the ring is unstable along R_x and the bending energy along this direction has the minimum at $R_x = L$. Also, increasing k_0 decreases the bending energy and therefore, R_z is also unstable. This is because when R_z is increased the ring changes into a helix, which has less curvature and therefore less bending energy. (Note that we do not take torsional energies into account in this analysis). But unlike $R_x = 0$, $R_z = 0$ is a maximum. It should be noted that $R_z = L$ corresponds to the rod and should be a minimum, but our analysis does not reproduce this. So, the instability along R_z is only near the ring, where our analysis is valid. Unlike R_x and R_z , R_y is stable, since the bending energy of the ring increases when a_2 is increased. Thus, the motion in R_x , R_y and R_z directions are energetically different.

C . Bending energy of the rod

For a semiflexible chain, the minimum energy conformation is the rod. On the unit sphere representing the tangents this means that the random walker stays at the starting point. We take this point to be $(\theta(s); \phi(s)) = (\pi/2; 0)$, which corresponds to the rod lying along the X axis. Unlike the great circle, the straight rod is an exact minimum energy conformation. In this case, the fluctuations can be incorporated by letting

$$[\theta(s); \phi(s)] = \frac{h}{2} + \sum_i \theta_i(s); \sum_i \phi_i(s) \quad (35)$$

The bending energy of the rod correct up to the second order in fluctuations is then given by

$$E_{\text{rod}} = \frac{1}{2} \int_0^L \left(\left(\frac{d\mathbf{r}(s)}{ds} \right)^2 + \left(\frac{d\mathbf{r}(s)}{ds} \right)^2 \right) ds: \quad (36)$$

Using the expansions Eq. (26) and Eq. (27), one gets

$$E_{\text{rod}} = \frac{1}{4L} \sum_{n=0}^{2N} n^2 \left(\frac{1}{n} + \frac{1}{n} \right): \quad (37)$$

Unlike the ring, the rod has only two rotational degrees of freedom. From Eq. (37), it follows that these are the modes \mathbf{r}_0 and \mathbf{r}_0 . For the convenience of bookkeeping, we assume that the number of \mathbf{r}_n and \mathbf{r}_n modes and both equal to $2N$, with $n = 0; 1; 2; \dots; (2N-1)$. Thus there are $4N$ modes in total, with $N \geq 1$.

IV. THE NORMAL COORDINATES AND THE GREEN'S FUNCTION

In this section, we use the approximation scheme for the bending energy described in Sec. IIIA, to analyze the dynamics of loop formation. The approximation of Eq. (28) is valid only near the most important path corresponding to the loop, since the fluctuations about this path are assumed to be small. The time evolution of the chain may be described by the multidimensional Green's function $G_0(\mathbf{r}; t | \mathbf{r}_0; 0)$, where $\mathbf{r} = (\mathbf{r}^y; \mathbf{r}^y)$ with $\mathbf{r}^y = (\mathbf{r}_0; \mathbf{r}_2; \dots; \mathbf{r}_{2N-2}; \mathbf{r}_1; \mathbf{r}_3; \dots; \mathbf{r}_{2N-1})$ (note that we have separated out the even and odd modes) and $\mathbf{r}^y = (\mathbf{r}_0; \mathbf{r}_2; \dots; \mathbf{r}_{2N-2}; \mathbf{r}_1; \mathbf{r}_3; \dots; \mathbf{r}_{2N-1})$. The superscript y stands for transpose. The bending energy of the polymer near the ring configuration is given by Eq. (28) and therefore, G_0 for configurations close to the ring may be obtained by solving the corresponding equations of motion. Because of our approximation for the energy, the Green's function so obtained is not valid for large R . Yet, the sink-sink correlation function, $D(t)$ of Eq. (12), may still be evaluated, since the sink function $S(R)$ is nonzero only for very small values of R . This of course, is approximate. The function G_0 may be found by solving the equations of motion of the polymer near the loop configuration. The angle coordinates, θ , are not normal coordinates, since the kinetic energy of the chain has terms that couple these (see Appendix A). As a result, the equations of motion of the chain in terms of them are coupled. This coupling may be avoided by working with the normal modes, which may be found by solving the corresponding eigenvalue problem (Eq. (46)). Then the dynamics

of the chain can be reduced to the dynamics of a particle in a multidimensional harmonic potential. The Green's function G_0 is obtained as a product of the one-dimensional Green's functions corresponding to each of the normal modes.

A . The Hamiltonian and the normal modes

The kinetic energy of the polymer in the center of mass frame is

$$T = \frac{1}{2} \int_0^L \left(\frac{\partial r(s)}{\partial t} \right)^2 ds; \quad (38)$$

where $r(s)$ is given by Eq. (22). Near the rod ring conformation, the kinetic energy of the polymer in terms of the Fourier modes α_n and β_n may be written as

$$T_R = \frac{L^3}{2} \begin{pmatrix} \dot{\alpha}_R \\ \dot{\beta}_R \end{pmatrix}^T T_R \begin{pmatrix} \dot{\alpha}_R \\ \dot{\beta}_R \end{pmatrix}; \quad (39)$$

The dot in $\dot{\alpha}_R$ represents differentiation with respect to time. The subscripts R (L) in α_R (β_L) are used to indicate that these are deviations measured from values appropriate for the rod (loop) geometry. T_R is the kinetic energy matrix appropriate near the rod conformation. It has a block diagonal structure, having no matrices connecting the α and β modes. Even within the α and β modes, odd and even modes are decoupled. Hence T_R may be written as

$$T_R = \begin{pmatrix} 2 & & & & 3 \\ & T_R^e & 0 & 0 & 0 \\ 6 & & & & 7 \\ & 0 & T_R^o & 0 & 0 \\ 6 & & & & 7 \\ & 0 & 0 & T_R^e & 0 \\ 6 & & & & 7 \\ 4 & & & & 5 \\ & 0 & 0 & 0 & T_R^e \end{pmatrix};$$

Detailed structures of the T matrices is given in Appendix A. In a similar fashion, near the loop conformation the kinetic energy is given by

$$T_L = \frac{L^3}{2} \begin{pmatrix} \dot{\alpha}_L \\ \dot{\beta}_L \end{pmatrix}^T T_L \begin{pmatrix} \dot{\alpha}_L \\ \dot{\beta}_L \end{pmatrix}; \quad (40)$$

The angles $\begin{pmatrix} \dot{\alpha}_L \\ \dot{\beta}_L \end{pmatrix} = \begin{pmatrix} \dot{\alpha}_L \\ \dot{\beta}_L \end{pmatrix}$ with $\begin{pmatrix} \alpha_L \\ \beta_L \end{pmatrix} = \begin{pmatrix} \alpha_0 \\ \alpha_2 \\ \vdots \\ \alpha_{2N-2} \\ \beta_1 \\ \beta_3 \\ \vdots \\ \beta_{2N-1} \end{pmatrix}$, where $\alpha_n = \beta_n = (n^2)^{-1/2}$. Like T_R , T_L too has a block diagonal structure, with the blocks given by the matrices T_L^e ; T_L^o ; T_L^e and T_L^o . The forms of these too are given in Appendix A. Note that these matrices have no length (L) dependence. It is found that (see Appendix A) the

modes of odd and even n decouple. One may rewrite Eq. (28) as

$$E_{\text{bend}} = \frac{1}{4L} \left[8 \sum_{n \text{ even}}^{\infty} \frac{1}{n^2} + \sum_{n \text{ odd}}^{\infty} \frac{1}{n^2} \right] + \frac{1}{4L} \sum_{n \text{ odd}}^{\infty} \frac{1}{n^2} \left(\frac{1}{n} \right)^2 + \frac{1}{4L} \sum_{n \text{ even}}^{\infty} \frac{1}{n^2} \left(\frac{1}{n} \right)^2 : \quad (41)$$

or as

$$E_{\text{bend}} = \frac{1}{2L} \sum_{L}^{\infty} V_L : \quad (42)$$

Thus the total energy of the polymer molecule near the loop configuration is

$$E = \frac{L^3}{2} \sum_{L}^{\infty} T_L : + \frac{1}{2L} \sum_{L}^{\infty} V_L : \quad (43)$$

Like T_L , V_L too are block diagonal. The matrices of which V_L is composed of are $V_L^e; V_L^o; V_L^e$ and V_L^o : Each one of them is diagonal and have matrix elements given by $(V_L^o)_{nm} = \delta_{nm} n^2 - 2 = (V_L^e)_{nm}$; $(V_1)_{00} = -4$ and all other matrix elements being given by $(V_L)_{nm} = \delta_{nm} (n^2 - 4) - 2$.

We will choose the sink function $S(r)$ as a function only of the end-to-end vector R (see next section). The dynamics of the closing process must be unaffected by the spatial rotations of the polymer. Hence, the sink-sink correlation function, $D(t)$ of Eq. (12) is independent of the rotational modes $0; 2$ and $2s$. From Eq. (33) it follows that n modes with odd n do not contribute to the end-to-end separation R of the polymer. As R has no dependence on the odd n modes, they are irrelevant for the dynamics of closing process.

We define Y by

$$T^{1=2} :_L = U Y ; \quad (44)$$

where U is to be defined below. Then the energy becomes

$$E = \frac{L^3}{2} Y^T U Y + \frac{1}{2L} Y^T U Y T^{1=2} V_L T^{1=2} U Y : \quad (45)$$

Taking U to be a unitary matrix, which diagonalizes $T^{1=2} V_L T^{1=2}$ to give the diagonal matrix K , as

$$U^T T^{1=2} V_L T^{1=2} U = K \quad (46)$$

we get

$$E = \frac{L^3}{2} Y^T Y + \frac{1}{2L} Y^T K Y \quad (47)$$

with

$$K = \begin{pmatrix} 2 & & & & 3 \\ & K^e & 0 & 0 & 0 \\ & 0 & K^o & 0 & 0 \\ & 0 & 0 & K^e & 0 \\ & 0 & 0 & 0 & K^o \end{pmatrix}; \quad (48)$$

The block diagonal structures of T and V imply that U also has a block diagonal structure, with matrices $U^e; U^o; U^e$ and U^o occurring along the diagonal. The energy may be written in terms of the components of Y and K as

$$E_{\text{close}} = \frac{L^3}{2} \sum_{n=1}^{4N} Y_n^2 + \frac{1}{2L} \sum_{n=1}^{4N} k_n Y_n^2; \quad (49)$$

Note that k_n are not dependent on the length L of the chain. Of the modes $Y; Y_n$ with $n = 3N + 1$ to $4N$ arise from odd n : The end to end vector R has no dependence on them. Hence these Y_n play no role in the dynamics of loop formation, occurring near the loop geometry. Therefore, we focus on the remaining modes. We write the remaining normal coordinates $Y_I = (Y_1; Y_2; \dots; Y_{3N})$ as

$$Y_I = (x; y; z); \quad (50)$$

ie, $Y_I = (x_1; x_2; \dots; x_N; y_1; y_2; \dots; y_N; z_1; z_2; \dots; z_N)$. Within x (y or z); we take the modes to be arranged in the order of increasing eigenvalues, and we label them as k_{xn} (k_{yn} or k_{zn}), with n varying from 1 to N . x_n are the normal modes corresponding to the modes the 0_n and these are all stable modes, as may be inferred by looking at the expression for energy of Eq. (28). y_n corresponds to the even n s. 0 is a rotational mode and correspondingly, $k_{y1} = 0$. Of the even n modes, one is unstable, viz., the one that corresponds to 0 . It leads to separation between the two ends in the Z -direction and is unstable, as we already discussed. 2 is a rotational mode and would give us a zero eigenvalue. Thus we have k_{z1} negative and k_{z2} equal to zero. Note that the eigenvalues k_n have no dependence on 0 or L and hence are universal numbers. Their values up to $n = 10$ are given in Table I.

The end-to-end distance R may be expressed in terms of the normal coordinates Y_I . The x -component

$$R_x = L \sum_n^X a_n = L \sum_n^X a_n^0 + \frac{8L}{n} \sum_n^X \frac{a_n}{n^2}; \quad (51)$$

which on using $a_n = \frac{4}{n^2}$ (n odd) becomes

$$R_x = L \sum_{n \text{ odd}}^X a_n^0 + L; \quad (52)$$

Now, in terms of the normal coordinates (i.e., inverting Eq. ((44)), $\ddot{x}_n = \sum_{m=1}^N \ddot{U}_{nm}^{-1} x_m$. Hence,

$$R_x = L \sum_{n=1}^N f_n x_n; \quad (53)$$

with

$$f_n = \sum_{k=1}^N a_{2k-1} \ddot{U}_{kn}^{-1}; \quad (54)$$

Similarly,

$$R_y = L \sum_{n=1}^N g_n y_n; \quad (55)$$

where

$$g_n = \sum_{2n}^N \ddot{U}_{2n}^{-1}; \quad (56)$$

Note that y_1 is a rotational mode and the corresponding g_1 would be zero. Therefore, the above sum may be modified to

$$R_y = L \sum_{n \neq 2}^N g_n y_n; \quad (57)$$

The z component

$$R_z = L \sum_{n=1}^N h_n z_n; \quad (58)$$

with

$$h_n = \sum_{1n}^N \ddot{U}_{1n}^{-1}; \quad (59)$$

Again, z_2 being the rotational mode, this may be written as

$$R_z = L \sum_{n \neq 2}^N h_n z_n; \quad (60)$$

B. The equations of motion and the Green's function

1. The equations of motion

The equation of motion of the polymer in a dissipative environment is given by

$$r + \frac{E[r(s)]}{r(s)} = \delta(s;t); \quad (61)$$

n	k_{xn}	$f_n^2=k_{xn}$	k_{yn}	$g_n^2=k_{yn}$	k_{zn}	$h_n^2=k_{zn}$
1	298.54	3.7839E 02	0.0	0.0	1241.1	2.5996E 02
2	7.1266E + 03	1.5524E 04	1.4131E + 03	1.1665E 02	0.0	0.0
3	6.3197E + 04	1.4907E 06	2.4549E + 04	7.9245E 04	2.8705E + 04	5.0074E 04
4	2.5382E + 05	6.3190E 08	1.3492E + 05	1.3331E 04	1.5259E + 05	1.0042E 04
5	7.0125E + 05	5.8587E 09	4.3631E + 05	3.9529E 05	4.7411E + 05	3.2983E 05
6	1.5655E + 06	8.6906E 10	1.0696E + 06	1.5805E 05	1.1339E + 06	1.3963E 05
7	3.0455E + 06	1.7658E 10	2.2137E + 06	7.5909E 06	2.3108E + 06	6.9411E 06
8	5.3826E + 06	4.5142E 11	4.0872E + 06	4.1420E 06	4.2234E + 06	3.8728E 06
9	8.8695E + 06	1.3891E 11	6.9516E + 06	2.4991E 06	7.1330E + 06	2.3728E 06
10	1.3893E + 07	5.1570E 12	1.1123E + 07	1.6576E 06	1.1355E + 07	1.5914E 06

TABLE I: The dimensionless eigenvalues k_n and the corresponding values of $f_n^2=k_{xn}$, $g_n^2=k_{yn}$ and $h_n^2=k_{zn}$.

where $E[r(s)]$ is the energy functional of the chain and $(s;t)$ is the stochastic force acting on the s^{th} segment of the chain. $(s;t)$ is assumed to obey $\langle (s;t) \rangle = 0$ and $\langle (s;t) (s';t') \rangle = 2k_B T \delta(t-t') \delta(s-s')$. In the over-damped limit, one may write Eq. (61) as

$$\dot{r} + \frac{E}{r(s)} = (s;t); \quad (62)$$

Through the use of a system-plus-reservoir model, this equation can be equivalently expressed in the angle coordinates as (see Ref. [1])

$$L^3 \sum_n \ddot{\theta}_n + \frac{X}{L} \sum_n V_{mn} \dot{\theta}_n = \gamma_n(t) \quad (63)$$

and

$$L^3 \sum_n \ddot{\theta}_n + \frac{X}{L} \sum_n V_{mn} \dot{\theta}_n = \gamma_n(t); \quad (64)$$

Equations (63) and (64) represent sets of coupled first order differential equations. For the ring, we can express them in terms of the normal modes. In terms of the normal modes Y_n , equations (63) and (64) represent a set of independent one dimensional Langevin equations,

$$\dot{Y}_n + \frac{k_n}{L^4} Y_n = \gamma_n(t); \quad (65)$$

where $\eta_n(t)$, is a white Gaussian noise with $\langle \eta_n(t) \rangle = 0$ and $\langle \eta_n(t) \eta_m(t^0) \rangle = 2k_B T \delta(t - t^0) \delta_{nm}$. From Eq. (65), it follows that the relaxation time of each mode is L^4 .

2. The Green's function

Eq. (65) describes a particle of mass L^3 , subject to friction in a one-dimensional harmonic potential, $k_n Y_n^2 = 2L$. The Green's function for it is given by [35, 36]

$$G_n(Y_n; Y_n^0; t) = \frac{1}{\sqrt{2\pi L k_B T}} \exp\left(-\frac{k_n (Y_n - \exp(-t/\tau_n) Y_n^0)^2}{2L k_B T}\right) \exp\left(-\frac{2L k_B T}{k_n} [1 - \exp(-2t/\tau_n)]\right) \quad (66)$$

with $\tau_n = 1/k_n$ with $0 = L^4$. G_n is the conditional probability to find the particle at Y_n at time t , given that it was at Y_n^0 at $t = 0$. Eq. (66) is valid for both positive and negative k_n [36].

V. THE EQUILIBRIUM DISTRIBUTION

In this section, we derive an approximate equilibrium distribution function for the semi-flexible polymer near the loop configuration in terms of the angle coordinates. The partition function of the polymer is

$$Z = \int dr \int dp \exp(-H[r; p]) \quad (67)$$

In terms of the angle coordinates, the partition function is given by

$$Z = \int d\theta \int dp \exp(-H[\theta; p]) \quad (68)$$

where p are the momenta conjugate to the angle coordinates θ . In the integral, the configurations that contribute the most are the ones near the rod configuration. For such configurations, the energy is given by (see Eq. (37))

$$E = \frac{L^3}{2} \sum_R \dot{\theta}_R^2 + \frac{1}{2L} \sum_R V_R \dot{\theta}_R^2 \quad (69)$$

where V_R too is block diagonal, consisting of

$$V_R = \begin{pmatrix} 2 & & & & 3 \\ & V_R^e & 0 & 0 & 0 \\ 6 & & & & 7 \\ & 0 & V_R^o & 0 & 0 \\ 6 & & & & 7 \\ & 0 & 0 & V_R^e & 0 \\ 4 & & & & 5 \\ & 0 & 0 & 0 & V_R^e \end{pmatrix} : \quad (70)$$

The matrix elements of each of the matrices on the right hand are given by $V_R^e = \frac{n^2}{2} m n = V_R^e m n$ and $V_R^o = \frac{n^2}{2} m n = V_R^o m n$. The momenta conjugate to R is $p_R = L^3 T_R^{-1} \dot{R}$ and hence the Hamiltonian is given by

$$H_R = \frac{1}{2 L^3} p^y T_R^{-1} p + \frac{1}{2L} \sum_R V_R : \quad (71)$$

The partition function of the rod can be evaluated now, using equations (69) and (71). polymer given in Eq. (68) near the rod can be evaluated now. The rod has two rotational modes, which are ϕ_0 and ψ_0 . Integrating over them would give a factor of 4. Performing the integration over the remaining ϕ_n and ψ_n and integrating over all the momenta, give

$$Z_R = 4 (2 L^3 k_B T)^{2N} (\det T_R)^{1=2} (2 k_B T L)^{2N-1} (\det^q V_R)^{1=2} : \quad (72)$$

$$= \frac{1}{((2N-1)!)^2} 2^{6N} L^{8N-1} 2^{1-4N} 2^{1-2N} 2^{2N} \frac{1}{T_R} \frac{1}{T_R} \quad (73)$$

The prime on the determinant in $\det^q V_R$ indicates that the zero eigenvalues (rotational modes) are excluded. Note that we use \mathbb{T}_R to denote $\mathbb{T}_R^e \mathbb{T}_R^o$ and \mathbb{T}_R to denote $\mathbb{T}_R^e \mathbb{T}_R^o$. For configurations close to the loop, the Hamiltonian can be approximated by

$$H_L = \frac{1}{2 L^3} p^y T_L^{-1} p + \frac{1}{2L} \sum_L V_L : \quad (74)$$

This can be used to calculate the equilibrium distribution near the loop conformation. In particular, we are interested in the probability of contact between the two ends at equilibrium $G(0; L)$ defined by

$$G(0; L) = \frac{1}{Z} \int dp \int dR \exp(-H) \mathbb{R} : \quad (75)$$

\mathbb{R} in the above ensures that the two ends of the chain are in contact. Our strategy in the calculation is as follows. The major contribution to the partition function comes from rod like conformations. Hence we approximate $Z = Z_R$. Near the loop geometry, we can

use the approximation $H = H_L$ and perform the integrals over the angles, with rotational degrees of freedom easily accounted for. Thus

$$G(0;L) = \frac{1}{Z_R} \int d\mathbf{p}_L \int d\mathbf{L} \exp(-H_L)(\mathbf{R}): \quad (76)$$

The integrals over momenta are easy to perform. There are three rotational degrees of freedom, which can be removed by inserting $(\mathbf{0}) (\mathbf{2c}) (\mathbf{2s})$ into the integrand, and their contribution accounted by introducing a multiplicative factor of 8^{-2} . Then the integrations can be performed, one by one, after using the integral representation for (\mathbf{R}) and using Eq. (33) for \mathbf{R} . Thus

$$G(0;L) = \frac{8^{-2}}{Z_R} \int d\mathbf{p}_L \int d\mathbf{L} \exp(-H_L)(\mathbf{R}) (\mathbf{0}) (\mathbf{2c}) (\mathbf{2s}): \quad (77)$$

The details the calculation are given in the Appendix B and the result is

$$G(0;L) = \frac{16^{\frac{p}{2}} e^{-\frac{4}{3L}} \frac{r}{T_L}}{3L^5 T_R} \quad (78)$$

with $T_L = \det(T_L)$: Putting in numerical values (see Eq. (B10)), we find

$$G(0;L) = 1522.06 e^{-\frac{4}{3L}} \frac{L^{-2}}{L^5} \quad (79)$$

a form that is in agreement with the results of Shimada and Yamakawa [26]. Note that the persistence length of the chain, $l_p = \dots$. We give a comparative plot of our function and their function $G_{SY}(0;L) (= 896.32 e^{-\frac{14.054l_p}{L} + 0.246L=l_p} (l_p=L)^5)$ in Fig. 2. It is clear that there is fair agreement between the two. The value of L at which the maximum occurs is $L = 2.63l_p$ in our $G(0;L)$, while it occurs at $L = 3.37l_p$ for the results of Shimada and Yamakawa [26].

It is interesting to ask how the L^{-5} term in Eq. (79) comes about. The Dirac delta function (\mathbf{R}) contributes L^{-3} . $G(0;L)$ would have the ratio of the partition function for the loop conformation to that of the rod, and this contributes a factor of $(=L)^{1=2}$. Further, the fact that the potential energy depends on $=L$ term causes three factors of $(=L)^{1=2}$ (from the three components of \mathbf{R} contained in the probability density at $\mathbf{R}_i = \mathbf{0}$; with $i = x; y$ or z and comes from the fact that the larger the value of L , the broader the distribution of the \mathbf{R}_i). These multiply together give the factor $L^{-2} = L^{-5}$ in Eq. (79).

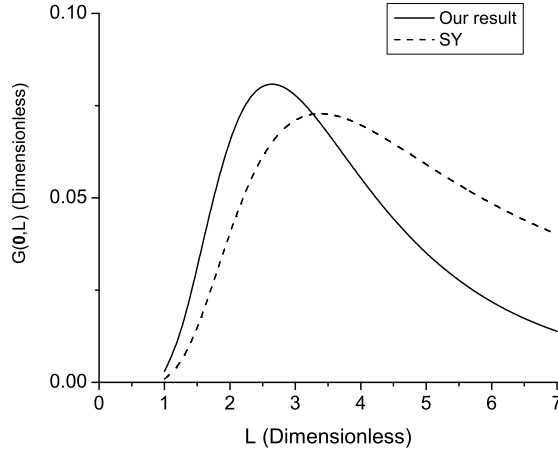


FIG. 2: Comparison of our result for $G(0;L)$ (full line) with the result of Shimada and Yamakawa [26] (dashed line).

VI. THE TIME FOR LOOP FORMATION

We now evaluate the average loop formation time using the approach outlined in Section II. The quantity v_{eq} is

$$v_{eq} = \langle S(R) \rangle_i \quad (80)$$

with $\langle S(R) \rangle_i$ defined by

$$\langle S(R) \rangle_i = \frac{1}{Z} \int d^3p \exp(-H_L[\vec{p}]) S(R): \quad (81)$$

Following our discussion in previous Section, we approximate it as

$$\langle S(R) \rangle_i = \frac{1}{Z_R} \int d^3p_L \exp(-H_L[\vec{p}_L]) S(R) \quad (82)$$

It can be easily evaluated, following the methods of Appendix B. The result is

$$\langle S(R) \rangle_i = \frac{v_{uu}}{16t} \frac{2 T_L}{3 T_R} \frac{e^{\frac{4L^2}{3L^3+8L^2}}}{L^3} \frac{e^{\frac{4L^2}{3L^3+8L^2}}}{L^3} \frac{e^{\frac{4L^2}{3L^3+8L^2}}}{L^3} \frac{e^{\frac{4L^2}{3L^3+8L^2}}}{L^3} : \quad (83)$$

A . The sink-sink correlation function

The essential step in finding the average time of loop formation is to calculate the sink-sink correlation function, Eq. (12). The sink-sink correlation function can be written in terms of :

$$D(t) = \int d^R \int d^R {}^0S(R^0)G_0({}^0; ;t)S(R)P_{eq}(\quad): \quad (84)$$

$G_0({}^0; ;t)$ is the propagator expressed in terms of and obeys the condition $G_0({}^0; ;t)S(R) \rightarrow 0$ as $t \rightarrow 0$. The $P_{eq}(\quad)$ in the above is given by

$$P_{eq}(\quad) = \frac{1}{Z} \int d^Z \exp(-H[\quad;p]): \quad (85)$$

In the spirit of our previous discussions, we approximate $P_{eq}(\quad)$ near the loop configuration as

$$P_{eq}(\quad) = \frac{1}{Z_R} \int d^Z_L \exp(-H_L[\quad;p_L]):$$

The sink-sink correlation function may be written as

$$D(t) = hS(R)iC(t); \quad (86)$$

where

$$C(t) = \frac{1}{hS(R)i} \int d^Z \int d^Z {}^0S(R^0)G_0({}^0; ;t)S(R)P_{eq}(\quad): \quad (87)$$

$C(t)$ can now be approximated as

$$C(t) = C_a(t) = \frac{\int d^R_L \int d^R_L {}^0S(R^0)G_0({}^0_L; ;t)S(R) \exp\left(-\frac{1}{2L}V_L\right)}{\int d^R_L S(R) \exp\left(-\frac{1}{2L}V_L\right)}: \quad (88)$$

Note that we use the subscript "a" to denote the approximate value of $C(t)$. The above integral may be re-expressed in terms of the normal modes Y as

$$C_a(t) = \frac{\int dY^0 \int dY {}^0S(R^0)G_0(Y^0;Y;t)S(R) \exp\left(-\frac{1}{2L}Y^TKY\right)}{\int dY S(R) \exp\left(-\frac{1}{2L}Y^TKY\right)}:$$

$G_0(Y^0;Y;t)$ is the propagator expressed in terms of the normal modes Y . The Jacobians associated with the transformation in the numerator and denominator cancel out (Note that $\int dY {}^0G_0(Y^0;Y;t) = 1$). With the above form the sink function, $C_a(t)$ can be evaluated to obtain (see appendix C)

$$C_a(t) = C_x(t)C_y(t)C_z(t) \quad (89)$$

with

$$C_x(t) = \frac{e^{\frac{1}{2}L^2} \left(\frac{1}{S_x(0)L^3 + 2} - \frac{2}{(S_x(0) + S_x(\bar{t}))L^3 + 2} \right) \frac{1}{S_x(0)L^3 + 2}}{\frac{1}{2} \frac{1}{(S_x(0)L^3 + 2)^2} \frac{1}{L^6 S_x(\bar{t})^2}}; \quad (90)$$

$$C_y(t) = \frac{1}{2} \frac{1}{2} \frac{1}{3=2} \frac{1}{(S_y(0)L^3 + 2)^2} \frac{1}{L^6 S_y(\bar{t})^2} \quad (91)$$

and

$$C_z(t) = \frac{1}{2} \frac{1}{2} \frac{1}{5=2} \frac{1}{(S_z(0)L^3 + 2)^2} \frac{1}{L^6 S_z(\bar{t})^2} : \quad (92)$$

On using these,

$$C_a(t) = \frac{3 T_R}{2 T_L} e^{\frac{1}{2}L^2} \left(\frac{1}{S_x(0)L^3 + 2} - \frac{2}{(S_x(0) + S_x(\bar{t}))L^3 + 2} + \frac{8}{3L^3 + 8} \frac{2}{2} \right) \frac{1}{128} \quad (93)$$

$$\frac{1}{(L^3 + 2)^2} \frac{1}{(L^3 + 8)^2} \frac{1}{(3L^3 + 8)^2} \frac{1}{S_x(0)L^3 + 2} \frac{1}{S_y(0)L^3 + 2} \frac{1}{2S_z(0)L^3 + 2} \frac{1}{(S_x(0)L^3 + 2)^2} \frac{1}{L^6 S_x(\bar{t})^2} \frac{1}{(S_y(0)L^3 + 2)^2} \frac{1}{L^6 S_y(\bar{t})^2} \frac{1}{(S_z(0)L^3 + 2)^2} \frac{1}{L^6 S_z(\bar{t})^2}$$

In the above

$$S_x(\bar{t}) = \sum_{n=1}^{\infty} \frac{f_n^2}{k_{nx}} e^{-\bar{t}k_{nx}}; S_y(\bar{t}) = \sum_{n=2}^{\infty} \frac{g_n^2}{k_{ny}} e^{-\bar{t}k_{ny}}; S_z(\bar{t}) = \sum_{n \notin 2}^{\infty} \frac{h_n^2}{k_{nz}} e^{-\bar{t}k_{nz}} : \quad (94)$$

with $\bar{t} = t - t_0$. $S_x(0)$, $S_y(0)$ and $S_z(0)$ can be evaluated exactly (see Appendix D). Using their values given by equations (D 2), (D 3) and (D 6). Defining

$$f(\bar{t}) = S_x(\bar{t}) - S_x(0); g(\bar{t}) = S_y(\bar{t}) - S_y(0); \text{ and } h(\bar{t}) = S_z(\bar{t}) - S_z(0) : \quad (95)$$

we get

$$C_a(t) = \frac{2}{3=2} e^{\frac{1}{2}L^2} \left(\frac{8}{3L^3 + 8} \frac{2}{2} - \frac{16}{3f(\bar{t})L^3 + 3L^3 + 8} \frac{2}{2} \right) \frac{1}{L^3 + 4} \frac{1}{4} \frac{1}{L^3 + 8} \frac{1}{L^3 + 8} \frac{1}{3L^3 + 8} \frac{1}{(3L^3 + 8)^2} \frac{1}{9L^6 f(\bar{t})^2} \frac{1}{(L^3 + 8)^2} \frac{1}{L^6 g(\bar{t})^2} \frac{1}{L^6 h(\bar{t})^2} \frac{1}{(L^3 + 4)^2} \quad (96)$$

The values of $f_n = k_{xn}^2$; $g_n = k_{yn}^2$ and $h_n = k_{zn}^2$ are given in Table I. Use of equations (83) and (96) in Eq. (86) leads to an approximation for $D(t)$ which we denote by $D_a(t)$.

$$D_a(t) = hS(R) i C_a(t) : \quad (97)$$

Since the eigenvalue k_{2z} is negative (see Table I), the term $g(t)$ has a term that diverges exponentially as $t \rightarrow 1$, making $C_z(1) = 0$. Hence $D_a(1)$ is zero. This is due to the

instability along R_z , which causes the correlation function to vanish at long times. Hence, $D_a(t)$ given by Eq. (97) is a good approximation to $D(t)$ at short times. For long times $D(t)$ will approach v_{eq}^2 . Hence $D(t) = D_a(t)$ is a valid approximation only at short times. For long times, $D(t)$ should be equal to v_{eq}^2 . Hence, it follows that the actual correlation function may be approximated as $D(t) = D_a(t) + v_{eq}^2$. Using this in Eq. (11) one gets

$$= \frac{1}{v_{eq}^2} \int_0^Z D_a(t) dt: \quad (98)$$

We note that $\frac{L}{l_p}$ is the persistence length of the polymer and that $\frac{(l_p)^4}{v_{eq}^2}$ has dimensions of time, and use these as units for length and time. Then, the expression for $W(L)$ becomes

$$= \frac{v_{eq}^2}{64} \frac{\int_0^Z \frac{3 T_R}{T_L^9} L^{9-2} W(L) dt}{T_L^9} \quad (99)$$

with

$$W(L) = \int_0^Z \frac{1}{dt} \frac{\frac{24L^5}{(3L^3+8)^2} \frac{f(t)}{(3f(t)L^3+3L^3+8)^2}}{\frac{g(t)^2}{(1+8L^2)^2}} \frac{1}{(1+8L^2)^2} \frac{f(t)^2}{(1+8L^2)^2} \frac{1}{(1+4L^2)^2} \frac{h(t)^2}{(1+4L^2)^2} \frac{1}{(1+4L^2)^2} : \quad (100)$$

The functions $f(t)$; $g(t)$ and $h(t)$, on evaluation are found to be given by

$$f(t) = 0.995873e^{298.541t} + 0.00408587e^{7126.56t} : \quad (101)$$

$$g(t) = 0.921041e^{1413.12t} + 0.0625692e^{24548.8t} + 0.0105256e^{134918t} \\ + 0.00312111e^{436308t} + 0.00124791e^{10695910t} : \quad (102)$$

$$h(t) = 1.02629e^{1241.14t} - 0.0197683e^{28705.1t} - 0.00396455e^{152588t} \\ - 0.00130213e^{474114t} : \quad (103)$$

Terms that make no significant contribution to $f(t)$, $g(t)$ and $h(t)$, as their exponents are large and the coefficients small have been neglected in the above. Using Eq. (99), we have calculated the average time of loop formation as a function of the length L , and the results are given in figures 3 and 4. The results are dependent on the sink width l_p . The full lines

in these figures give exact values of τ for various values of sink size L : The values of τ for each value of L were fitted with an equation of the form $A \exp(E_a/L) L^n$ and the values of E_a and n , as well as the value of the length at which τ is a minimum (L_m) is given in Table II. The curves that result from the fitting are shown as dotted lines in the figures. It is seen that the functional form $\tau = A \exp(E_a/L) L^n$ reproduces the data well, with the exponent in the prefactor n being dependent on L and varying from 4.5 to 6. For small L ; n is close to 6. Further, the loop formation time becomes longer and longer as L is made smaller. In fact, as may be seen by from Eq. (99), the time diverges like $1/L$ as $L \rightarrow 0$ (see Eq. (105)). This is not surprising, because as $L \rightarrow 0$, the diffusional search for loop formation is for a smaller and smaller volume in space. In fact, on looking at Eq. (99) and remembering that τ actually serves the purpose of a small length cut off, one would have expected the dependence to be approximately

$$\tau = A \exp(E_a/L) L^{9/2} : \quad (104)$$

However, there are two reasons that lead to the observed dependence on L . (1) The exponential term in Eq. (100) is dependent on t and makes the L dependence change from the simple form of Eq. (104) and (2) the L dependence of the terms inside the square roots in Eq. (100). From the functional forms of $f(t)$; $g(t)$ and $h(t)$; it is clear that due to the presence of $h(t)$; the integrand decreases rather rapidly. For $t \gg t_h$, where $t_h = 1241.4$ (see Eq. 101) $\frac{h(t)^2}{(1 + 8^{-2} L^3)^2} \approx 1^{1/2} = h(t)^{1/2} = (1.102629)e^{-t/t_h}$. On this time scale ($t \gg t_h$), one can approximate $1 - \frac{g(t)^2}{(1 + 8^{-2} L^3)^2} \approx 1$ and $1 - \frac{f(t)^2}{(1 + 8^{-2} L^3)^2} \approx 1^{1/2} = (3L^3 = 16^{-2})^{1/2}$: Hence for small values of L , the integral may be evaluated approximately to get

$$\tau_{\text{close}}(L) = \frac{3}{32!_h} \int_{t_h}^{\infty} \frac{T_R}{T_L} L^6 e^{-\frac{4}{3L} t} dt : \quad (105)$$

Thus for small L the loop formation time behaves like $L^6 e^{-\frac{4}{3L} t}$ as seen in the Table II. For not so small values of L ; one expects $1 - \frac{f(t)^2}{(1 + 8^{-2} L^3)^2} \approx 1$ and $1 - \frac{g(t)^2}{(1 + 8^{-2} L^3)^2} \approx 1$. This leads to $n = 9/2$.

Physically, the above results are easy to understand. The rate of the loop formation may be written as $P(R_x \cdot \cdot \cdot ; R_y \cdot \cdot \cdot ; R_z \cdot \cdot \cdot)$ frequency factor $Z_L = Z_R$. In this, $P(R)$ is the probability distribution function for the end-to-end vector. For a semi-flexible chain,

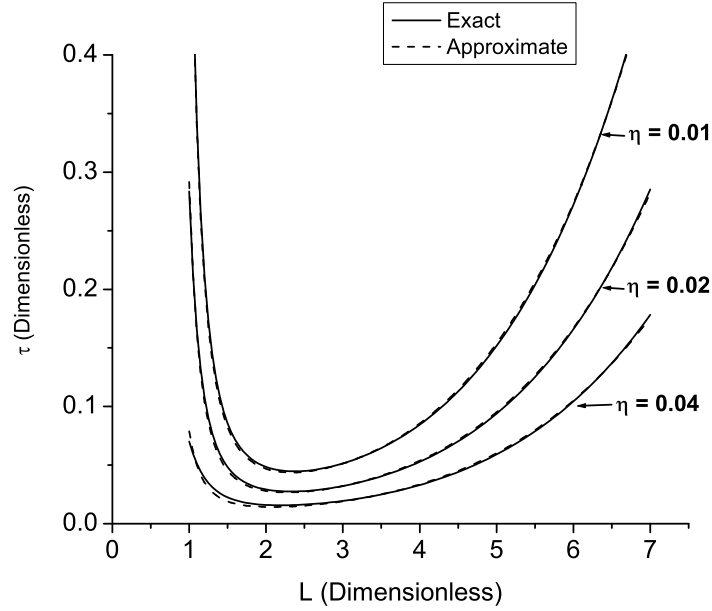


FIG. 3: The time of loop formation, τ , as a function of L , for different values of the width η . Units are chosen such that both τ and L dimensionless. The full curves are the computed results. They are well represented by the functional form $A L^\eta \exp(E_a/L)$ as may be seen from the figure, where we have represented them by dotted lines. The parameters that result from fitting are given in Table II.

the frequency factor L^{-4} : In the limit $\eta \rightarrow 0$; $P(R_x \rightarrow R_y \rightarrow R_z \rightarrow R_x) = (L^{-1})^{3/2}$ as seen earlier and $Z_L = Z_R = (L^{-1})^{1/2}$. Therefore, the preexponential factor of the rate has $(L^{-1})^2 = L^{-6}$ dependence. On the other hand, as one increases the value of η , for sufficiently large η , $P(R_x \rightarrow R_y \rightarrow R_z \rightarrow R_x) = 1$, leading to rate of the form $(L^{-1})^{1/2} = L^{-9/2}$ [37].

B. Numerical Results

We now consider loop formation of double stranded DNA, which has a persistence length of 50 nm. The sink function, defined by Eq. (13) and (14) has a width equal to η which may be taken as $2-3$ Å. Then the dimensionless η would have a value of roughly $\eta = 200$ and this would correspond to the lowest curve in Fig. 4, with $n = 5.9$. On the other hand for a more flexible chain, with persistence length equal to 25 nm, and with a value of η equal to

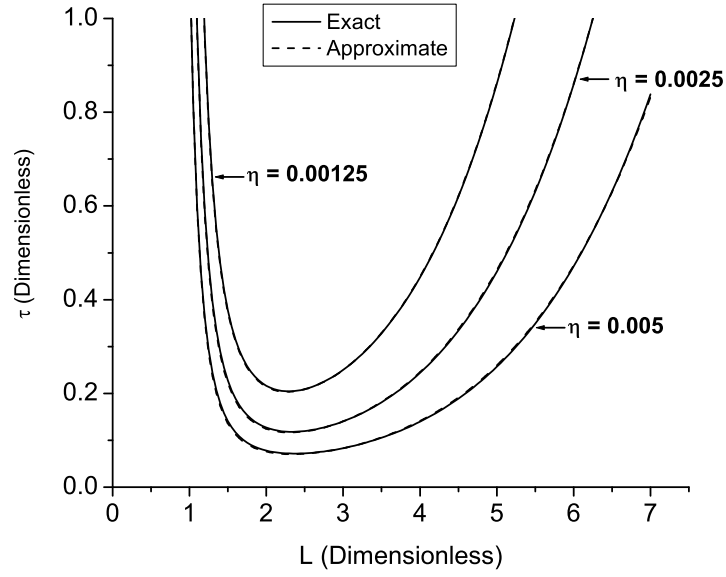


FIG. 4: The closing time τ as a function of L , for different values of the width η . Units are adopted such that all these are dimensionless. The full curves are the computed results. They are well represented by the functional form $A L^n \exp(E_a/L)$ as may be seen from the figure, where we have represented them by dotted lines. The parameters that result from fitting are given in Table II.

1 Å, one would have dimensionless $L = 1/25$; and this would correspond to the lowest curve in Fig. 3 with $n = 4.9$. The value of L_m at which the minimum time is required for loop formation, does not depend strongly on the value of η . Thus it is found to be in the range 2.2 to 2.4 times the persistence length of the chain (see Table II).

The dynamics of loop formation in semiflexible polymers was analyzed by Duda and Cherayil, who found L^n ; with $n = 2.2 - 2.4$, with n approaching 2 in the flexible limit. This is obviously valid in the longer chain limit. On the other hand, Jun et al [4, 28] have studied the region where the length of the chain is a few times the persistence length. They assumed the two ends of the chain to execute random walk with a constant diffusion coefficient, and found that there is a length (L_m) at which τ is a minimum. Their analysis used accurate results for $G(0;L)$ and lead to somewhat larger value for L_m (3 - 4). On the other hand, we have studied the dynamics in detail, using a multimode approach. We get expressions for $G(0;L)$ and τ which have extrema at lower values of L , this being a result of the use of

	$A \cdot 10^6$	E_a	n	L_m
0.04	2.800	10.247	4.920	2.19
0.02	1.823	11.982	5.261	2.32
0.01	1.627	12.890	5.51	2.37
0.005	1.740	13.421	5.74	2.37
0.0025	2.268	13.64	5.90	2.33
0.00125	3.670	13.65	5.99	2.28

TABLE II: Fitted Parameters: Values of A , E_a and n and L_m (the dimensionless length at which is a minimum).

approximate expression for the bending energy.

VII. SUMMARY AND CONCLUSIONS

In this work, we have presented a detailed multi-dimensional analysis of the loop formation dynamics of semiflexible chains. The reverse process, the opening of the loop was studied in a previous work [1], where we developed an approximate model for a semiflexible chain in the rod limit. In this model, the conformations of the polymer are mapped onto the paths of a random walker on the surface of a unit sphere. The bending energy of the chain was expanded about a minimum energy path. This model was shown to be a good approximation for the polymer in the rod limit and provided an easy way to describe the dynamics. Use of this model led to opening rates of a semiflexible polymer loop formed by a weak bond between the ends. In Ref. [1], we calculated the opening rates for a Morse type interaction between the ends of the polymer as a function of the contour length of the chain. In this paper, we analyzed the loop formation dynamics using this model and thus, presented a rather complete theory of dynamics of formation of semiflexible polymer loops.

The dynamics was described using the formalism by Wilemski and Fixman, which describe the intra-chain reactions of polymers as a diffusion-controlled reaction. In this formalism, the reaction process is described using a sink function. For an arbitrary sink function, exact results are not available and hence, WF introduced an approximation called "closure approximation". In this procedure, the closing time can be expressed in terms of a sink-sink correlation function. To calculate this sink-sink correlation function and thereby the closing

time, one needs to know the Green's function of the chain and the equilibrium distribution. We calculated the Green's function of the chain through a normal mode analysis near the loop geometry. This normal mode analysis could be performed independently of the rigidity (κ) and contour length (L) of the polymer, leading to a set of eigenvalues that are universal. An approximate equilibrium distribution for the polymer near the ring conformation was given. As the sink function vanishes for large values of the end-to-end distance R , sink-sink correlation function has contributions mostly from the dynamics of the polymer near the ring conformations. We calculated this approximate sink-sink correlation function for a Gaussian sink through a transformation of variables into normal coordinates.

We then obtained loop formation time (in dimensionless units), τ , for different contour lengths of the chain. We found that $\tau = L^{9/2} W(L)$, where $W(L)$ is an integral that could be performed numerically. Numerical calculations lead to the result that $\tau = A L^n \exp(E_a/L)$, with n varying between 9/2 and 6. τ was found to have a minimum at $L_{min} = 2.2$ to 2.4 which is to be compared with the values 3.4 obtained by Jun et. al. [28] by a simple one dimensional analysis and the value 2.85 of Chen et. al. [29] found through simulations [29].

ACKNOWLEDGEMENTS

K.P.Santo thanks Council of Scientific and Industrial Research (CSIR), India for financial support and Cochin University of Science and Technology (CUSAT), Kochi, India for providing computer facilities during the preparation of the manuscript. The work of KLS is supported by the J.C. Bose Fellowship of the Department of Science and Technology, Govt. of India.

APPENDIX A : THE KINETIC ENERGY OF THE RING AND THE ROD

The kinetic energy Eq. (38) of the polymer may be evaluated using Eq. (22). We take $r_{cm} = 0$, so that the ring is described in the center of mass frame and the translational degrees of freedom are eliminated.

1. Matrix elements for the Loop

The kinetic energy matrix elements of the loop are given below.

a. Odd Modes

For odd n modes one has

$$(T_L^o)_{mn} = t_{n-mn} - 16t_n t_m ; \quad (A 1)$$

where

$$t_n = \frac{4 + n^2}{2(4 + n^2)^{3/2}} ; \quad (A 2)$$

b. Even Modes

For even n , one has

$$(T_L^e)_{mn} = t_{n-mn} \quad (A 3)$$

with $n, m \in 2$. For $m = 2$ one gets

$$(T_L^e)_{22} = \frac{3 + 4^{-2}}{192^{-2}} \quad (A 4)$$

and

$$(T_L^e)_{2n} = \frac{4 + n^2}{2(4 + n^2)^{3/2}} = (T_L^e)_{n2} \quad (A 5)$$

c. Odd Modes

The kinetic energy matrix corresponding to the even modes have the following form .

For $n, m \in 0$

$$(T_L^o)_{nm} = q_{n-mn} \quad (A 6)$$

where

$$q_n = \frac{1}{2n^{2/2}} ; \quad (A 7)$$

For the zeroth mode

$$(T_L^o)_{00} = \frac{1}{12} \quad (A 8)$$

and

$$(T_L^o)_{0n} = \frac{1}{n^{2/2}} = (T_L^o)_{n0} ; \quad (A 9)$$

d. Even Modes

The kinetic energy matrix corresponding to the odd modes have the following form

$$(T_L^e)_{nm} = q_{n-m-n} d_n d_m ; \quad (A10)$$

where

$$q_n = \frac{1}{2n^{2/2}} \quad (A11)$$

and

$$d_n = \frac{2}{n^{2/2}} ; \quad (A12)$$

2. For the Rod

In the case of a rod, the matrix elements are identical for and modes. They are given by

$$(T_R^o)_{mn} = (T_R^o)_{nm} = t_{n-m-n}^0 16t_n^0 t_m^0 ; \quad (A13)$$

where

$$t_n^0 = \frac{1}{2n^{2/2}} ; \quad (A14)$$

For modes with even n one has

$$(T_R^e)_{mn} = (T_R^e)_{nm} = t_{n-m-n}^0 \quad (A15)$$

with $n, m \in 0$. In this case, the zeroth mode is coupled to the other modes. Thus one gets

$$(T_R^e)_{00} = (T_R^e)_{00} = \frac{1}{12} \quad (A16)$$

and

$$(T_R^e)_{0n} = (T_R^e)_{0n} = \frac{1}{n^{2/2}} = (T_R^e)_{n0} ; \quad (A17)$$

APPENDIX B : THE EVALUATION OF $G(0;L)$

We now give details of the evaluation of $G(0;L)$. We perform the integral in Eq. (77) and substitute the value of Z_R from Eq. (72) to get

$$G(0;L) = \frac{8}{Z_R} \int_0^L dp_L \int_0^L dL \exp(-H_L(R)) (0) (2c) (2s): \quad (B1)$$

$$= \frac{2^{3-4N}}{3} \frac{1}{T_R} \frac{\int_0^L dL \int_0^L dp_L \exp(-H_L(R)) (0) (2c) (2s):}{T_R} G^o G^e G^o G^e; \quad (B2)$$

where $G^o G^e G^o G^e$ are defined and calculated in the following. G^o is the contribution from the odd modes to $G(0;L)$ and is defined by

$$G^o = \int_0^L d_n \exp \left(-\frac{2}{4L} (n^2 - 4) \frac{2}{n} (2s) \right): \quad (B3)$$

We put $(2s) = (1=2) \int_0^L dp \exp(ip(2s)) = (1=2) \int_0^L dp \exp(2\pi i \int_0^L a_n p) \int_0^L dp \exp(2\pi i \int_0^L a_n p)$. With this, integrals over p with $n = 3; 5; \dots$ are evaluated and then the one over p , after which one can easily evaluate the integral over p : The result is

$$G^o = \frac{2}{3} \frac{1}{L} \int_0^L dp \frac{1}{(N-1=2) (N+3=2)} \quad (B4)$$

is the Gamma function. G^e is the contribution from the even modes to $G(0;L)$ and is defined by

$$G^e = \int_0^L d_n \exp \left(-\frac{2}{4L} (n^2 - 4) \frac{2}{n} (2) (L_0) \right)$$

The (L_0) comes as the (R_z) part of (R) in Eq. B1). The integrals are easy and the result is

$$G^e = \frac{2}{L^3} \frac{1}{L} \int_0^L dp \frac{1}{(N-1) (N+1)} \quad (B5)$$

G^e is the contribution from the even modes to $G(0;L)$ and is defined by

$$G^e = \int_0^L d_n \exp \left(-\frac{2}{4L} n^2 \frac{2}{n} (0) (L_2=2) \right) \quad (B6)$$

The (0) comes as a result of removing the rotational mode 0 : (B1). The integrals are easy and the result is

$$G^e = \frac{2}{L} \frac{1}{L} \int_0^L dp \frac{1}{(N)} \quad (B7)$$

G^o is the contribution from the odd modes to $G(0;L)$ and is defined by

$$G^o = \sum_{n \text{ odd}} \frac{1}{n^2} \exp \left(-\frac{2}{4L} n^2 \left(\frac{0}{n} \right)^2 \right) \sum_{n \text{ odd}} \frac{1}{n^2} a_n^2$$

On evaluation, we get

$$G^o = \frac{2}{3L} \frac{1}{L} \frac{1}{(N+1)^2} \exp \left(-\frac{4}{3L} \right) \quad (B8)$$

The equations (B4), (B5), (B8) and (B7) above combined together with (B1) and with $N \rightarrow 1$ taken, gives

$$G(0;L) = \frac{16}{3L^5} \frac{T_L}{T_R} \exp \left(-\frac{4}{3L} \right) \quad (B9)$$

The ratio $\frac{T_L}{T_R}$ can be evaluated using MATHEMATICA, taking each to be 1000 matrices. It evaluates to

$$\frac{T_L}{T_R} = 6.5083: \quad (B10)$$

APPENDIX C: THE EVALUATION OF $hS(R)$ AND $C(t)$:

The evaluation of $hS(R)$ and $C(t)$ are similar to the evaluation of $G(0;L)$ carried out in Appendix B. The result for $hS(R)$ is

$$hS(R) = \frac{2 T_L}{3 T_R} \frac{16 e^{-\frac{4L^2}{3L^3+8L^2}}}{L^3} \frac{1}{L^3+8L^2} \frac{1}{3L^3+8L^2} \quad (C1)$$

$C(t)$ may be written as a product of three terms, as already seen in Eq. (89). We give expressions for them the following.

$$C_x(t) = \frac{\sum_{n=1}^{\infty} \frac{1}{n^2} \exp \left(-\frac{2}{4L} n^2 \left(\frac{0}{n} \right)^2 \right) \sum_{n=1}^{\infty} \frac{1}{n^2} a_n^2}{\sum_{n=1}^{\infty} \frac{1}{n^2} \exp \left(-\frac{2}{4L} n^2 \left(\frac{0}{n} \right)^2 \right) \sum_{n=1}^{\infty} \frac{1}{n^2} a_n^2} :$$

$C_y(t)$ and $C_z(t)$ are defined by

$$C_y(t) = \frac{\sum_{n=N+1}^{\infty} \frac{1}{n^2} \exp \left(-\frac{2}{4L} n^2 \left(\frac{0}{n} \right)^2 \right) \sum_{n=N+1}^{\infty} \frac{1}{n^2} a_n^2}{\sum_{n=N+1}^{\infty} \frac{1}{n^2} \exp \left(-\frac{2}{4L} n^2 \left(\frac{0}{n} \right)^2 \right) \sum_{n=N+1}^{\infty} \frac{1}{n^2} a_n^2} :$$

$$C_z(t) = \frac{\int_{n=2N+1}^{\infty} \int_{-R}^R dY_n^0 \int_{-R}^R dY_n G(Y_n^0, t; Y_n; 0) \exp \left(-\frac{k_{nx} Y_n^2}{2L} \right) S_z \int_{l=2N+1}^{\infty} \int_{-L}^L h_l Y_l^0 S_z \int_{m=2N+1}^{\infty} \int_{-L}^L g_m Y_m}{\int_{n=2N+1}^{\infty} \int_{-R}^R dY_n \exp \left(-\frac{k_{nx} Y_n^2}{2L} \right) S_z \int_{l=2N+1}^{\infty} \int_{-L}^L h_l Y_l}{\int_{m=2N+1}^{\infty} \int_{-L}^L g_m Y_m} : \quad (92)$$

On performing the integrations, one gets $C_x(t)$; $C_y(t)$ and $C_z(t)$ given in equations (90) to (92).

APPENDIX D : THE EVALUATION OF $S_x(0)$; $S_y(0)$ AND $S_z(0)$

The value of $S_x(0)$ can be found as follows. Defining the vectors $f = (f_1; f_2; \dots; f_N)$ and $a = (a_1; a_3; \dots; a_{2N-1})$, $S_x(0)$ is given by

$$S_x(0) = \sum_{n=1}^N \frac{f_n^2}{k_{nx}} \quad (D 1)$$

Using Equations (46) and (54), we get

$$\begin{aligned} S_x(0) &= a : (T_L^o)^{1=2} U^o U^{oy} (T_L^o)^{1=2} V^o (T_L^o)^{1=2} U^o U^{oy} (T_L^o)^{1=2} a^y \\ &= a : V_L^o a^y \\ &= \sum_{n=\text{odd}}^P \frac{2a_n^2}{n^{2-2}} = \frac{3}{8} : \end{aligned} \quad (D 2)$$

Similarly, using Eq. (46) and (56) gives

$$S_y(0) = \sum_n^X \frac{g_n^2}{k_{ny}} = \quad (D 3)$$

$$\frac{1}{4} (T_L^e)^{1=2} U^e U^{ey} (T_L^e)^{1=2} V_L^e (T_L^e)^{1=2} U^e U^{ey} (T_L^e)^{1=2} \quad (D 4)$$

$$= \frac{1}{4} (V_L^e)_{22}^1 = \frac{1}{8} ; \quad (D 5)$$

and in a similar fashion

$$S_z(0) = \frac{1}{4} (V_1^e)_{00}^1 = \frac{1}{4} : \quad (D 6)$$

[1] K . P . Santo and K . L . Sebastian, Phys. Rev. E 73, 031293 (2006).

[2] K . Rippe, Trends in Biochemical Science 26, 733 (2001).

[3] K . Rippe, P . H . V . Hippel, and J . Langowski, Trends in Biochemical Science 20, 500 (1995).

- [4] S. Jun and J. Bechhoefer, *Physics in Canada* 59, 85 (2003).
- [5] G. Bonnet, O. Krichievsky, and A. Libchaber, *Proc. Natl. Acad. Sci. USA* 95, 8602 (1998).
- [6] M. I. Wallace, L. Ying, S. Balasubramanian, and D. Kennerman, *Proc. Natl. Acad. Sci. USA* 98, 5584 (2001).
- [7] N. L. Goddard, G. Bonnet, O. Krichievsky, and A. Libchaber, *Phys. Rev. Lett.* 85, 2400 (2000).
- [8] A. Ansari, S. V. Kuznetsov, and Y. Shen, *Proc. Natl. Acad. Sci. USA* 98, 7771 (2001).
- [9] Y. Shen, S. V. Kuznetsov, and A. Ansari, *J. Phys. Chem. B* 105, 12202 (2001).
- [10] L. J. Lapidus, P. J. Steinbach, W. A. Eaton, A. Szabo, and J. Hofrichter, *J. Phys. Chem. B* 106, 11628 (2002).
- [11] S. J. Hagen, J. Hofrichter, A. Szabo, and W. A. Eaton, *Proc. Natl. Acad. Sci. USA* 106, 11628 (2002).
- [12] L. J. Lapidus, W. A. Eaton, and J. Hofrichter, *Proc. Natl. Acad. Sci. USA* 97, 7220 (2000).
- [13] L. J. Lapidus, W. A. Eaton, and J. Hofrichter, *Phys. Rev. Lett.* 87, 258101 (2001).
- [14] G. Wilemski and M. Fixman, *J. Chem. Phys.* 60, 878 (1974).
- [15] M. Doi, *Chem. Phys.* 9, 455 (1975).
- [16] A. Szabo, K. Schulten, and Z. Schulten, *J. Chem. Phys.* 72, 4350 (1980).
- [17] G. Srinivas, K. L. Sebastian, and B. Bagchi, *J. Chem. Phys.* 116, 7276 (2002).
- [18] R. W. Pastor, R. Zwanzig, and A. Szabo, *J. Chem. Phys.* 105, 3878 (1996).
- [19] J. Wilhelm and E. Frey, *Phys. Rev. Lett.* 77, 2561 (1996).
- [20] G. S. Chirikjian and Y. Wang, *Phys. Rev. E* 62, 880 (2000).
- [21] R. G. Winkler, P. Reineker, and L. Hamau, *J. Chem. Phys.* 101, 8119 (1994).
- [22] K. F. Freed, *J. Chem. Phys.* 54, 1453 (1971).
- [23] R. A. Harris and J. E. Hearst, *J. Chem. Phys.* 44, 2595 (1966).
- [24] N. Saito, K. Takahashi, and Y. Yunoki, *J. Phy. Soc. Jpn.* 22, 219 (1967).
- [25] H. Yamakawa and W. Stockmayer, *J. Chem. Phys.* 57, 2843 (1972).
- [26] J. Shimada and H. Yamakawa, *Macromolecules* 17, 689 (1984).
- [27] A. Dua and B. Cherayil, *J. Chem. Phys.* 117, 7765 (2002).
- [28] S. Jun, J. Bechhoefer, and B. Y. Ha, *Europhys. Lett.* 64, 420 (2003).
- [29] J. Z. Y. Chen, H. K. Tsao, and Y.-J. Sheng, *Europhys. Lett.* 65, 407 (2004).
- [30] P. Ranjith, P. B. S. Kumar, and G. I. Menon, *Physical Review Letters* 94, 138102 (2005).

- [31] I. M. Kulić and H. Schiessel, *Biophys. J* 84, 3197 (2003).
- [32] D. J. Bicout and A. Szabo, *J. Chem. Phys.* 106, 10292 (1997).
- [33] K. L. Sebastian, *Phys. Rev. A* 46, R1732 (1992).
- [34] A. Debnath, R. Chakrabarti, and K. L. Sebastian, *Journal of Chemical Physics* 124, 204111 (2006).
- [35] C. Gardiner, *Handbook of Stochastic Methods* (Springer, 1983).
- [36] H. Risken, *The Fokker-Planck Equation* (Springer, 1989).
- [37] We thank a referee for insightful remarks, which lead to these conclusions.