

# A Modification of the Social Force Model by Foresight

## Preprint, to appear in the Proceedings of PED2008

Bernhard Steffen

Juelich Institute for Supercomputing, Forschungszentrum Jülich GmbH  
52425 Jülich, Germany  
[b.steffen@fz-juelich.de](mailto:b.steffen@fz-juelich.de)

**Summary.** The motion of pedestrian crowds (e.g. for simulation of an evacuation situation) can be modeled as a multi-body system of self driven particles with repulsive interaction [4, 5, 6, 9]. We use a few simple situations to determine the simplest allowed functional form of the force function. More complexity may be necessary to model more complex situations. There are many unknown parameters to such models, which have to be adjusted correctly to give proper predictions of evacuation times, local densities and forces on rails or obstacles.

The parameters of the social force model [4, 5, 6] can be related to quantities that can be measured independently, like step length and frequency. The microscopic behavior is, however, only poorly reproduced in many situations, a person approaching a standing or slow obstacle will e.g. show oscillations in position [9], and the trajectories of two persons meeting in a corridor in opposite direction will be far from realistic and somewhat erratic.

One of the reasons why these models are not realistic is the assumption of instantaneous reaction on the momentary situation. Obviously, persons react with a small time lag [7], while on the other hand they will anticipate changing situations for at least a short time. Thus basing the repulsive interaction not on the momentary situation but on a (linear) extrapolation over a short time (e.g. 1 s) eliminates the oscillations at slowing down and smoothes the patterns of giving way to others to a more realistic behavior. The exact extrapolation time is of little importance, but a combination of long time with linear extrapolation may get unstable. One second anticipation seems reasonable, and while the actual anticipation in peoples mind will most likely not be based on linear extrapolation, the differences will be small. A second reason is the additive combination of binary interactions. It is shown that combining only a few relevant interactions gives better model performance.

The motion of pedestrians can be modeled as self driven particles. This requires the definition of an accelerating (or decelerating) force depending on the situation - parameters of the pedestrian (walking speed, fitness, motivation), the next (intermediate) goal (door etc), the restrictions placed by obstacles, and position and movement of other persons in the neighborhood. The best known such model is the social force model [4] which assumes an accelerating force proportional to the difference between the desired speed

and the present speed, and an influence of other people given by the sum of binary person-person interactions which are derived from an exponential potential. The simplest form depends on the distance only.

$$F_i = F_{i,acc} + \sum_{i \neq j} F_{i,j} \quad \text{with} \quad (1)$$

$$F_{i,acc} = C_1(v_{i,des} - v_i); \quad (2)$$

$$F_{i,j} = C_2 \exp^{\lambda ||x_i - x_j||} \quad (3)$$

Forms including the direction of motion have been developed and are more realistic. The obstacles are modeled similar to rows of standing people. While there is little debate on  $F_{acc}$ , which can easily be tested for free movement, the binary interaction is not clear at all, and it is not plausible that the combination of binary interactions is additive. To clarify this issue, we will consider a few simple but extreme setups.

## 1 Single lane walking

The simplest possible situation is that of people walking along a lane, and the two extreme cases are a line of people following each other with identical speed and two people meeting head on in a narrow channel.

People following each other is the case of the 1D fundamental diagram (FD) [9]. This is related to the 2D FD [11, 8] via the width of people, modified by the zipper effect. This width is speed dependant and not well known, so a factor of 1.5 to 3 between pers/s in 1D and pers/(s·m) in 2D (smaller factors for higher speeds) is reasonable. With this, the 1D fundamental diagram [9] is compatible with the 2D diagrams given. Accuracy cannot be obtained and is not needed here. It is clear that the minimal distance obtainable is about 30 cm (with cultural differences), while at about 2m distance the full speed will be attained so the force should be near zero. The exponential decay of the force in eq. 3 is an approximation to this if  $C_2$  and  $\lambda$  are appropriate.

The first, almost trivial, conclusion to be drawn here is that the force  $f_{ij}$  cannot be symmetric, otherwise the forces from people in front and behind would cancel out and the speed would not be density dependant. Until physical contact occurs, persons behind have negligible influence. A further conclusion is that the combination of the binary interactions is not additive. Actually, assuming  $F_{acc}$  given, for a situation with identical persons following each other at constant speed and distance we have  $F_{i,acc} = -\sum_{i \neq j} F_{i,j}$ . Regardless of which fundamental diagram we take - there is considerable disagreement between different measurements - the resulting binary interaction is not plausible.

### 1.1 Binary interactions from single lane following

Keeping in mind that  $F_{i,j} = 0$  (full speed) for inter-person distances beyond 2m, we can directly calculate  $F_{i,j}(\Delta x) = -F_{acc}$  for  $1 \text{ m} < x < 2 \text{ m}$ , as there is only one nonzero binary interaction, and the speed corresponding to  $\Delta x$  and such  $F_{acc}$  is known from the FD.

For  $2/3 \text{ m} < x < 1 \text{ m}$  we have  $F_{i,j}(\Delta x) = -F_{acc} - F_{i,j}(2\Delta x)$ , and so on till  $F_{i,j}(\Delta x) = -F_{acc} - \sum_{k=2}^7 F_{i,j}(k\Delta x)$  for  $29 \text{ cm} < x < 33 \text{ cm}$ .

In an 1D experiment with low motivation (therefore not relevant for evacuation), we have measured the following relation between velocity and distance:

$v = -0.34 + 0.945d$  for  $0.36 < d < 1.314$ ,

$v = 0.71 + 0.146d$  for  $1.314 < d < 2$ ,

and  $v = 1$  for  $d > 2$ .

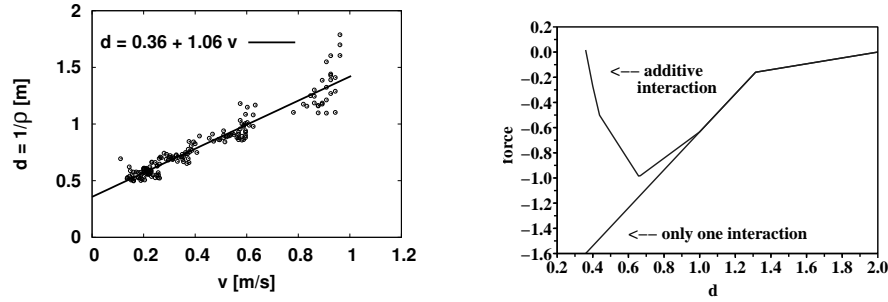


Fig. 1. Left: Distance versus speed      Right: Interaction force calculated from FD

Under the additivity assumption, the linear relation fitting the measurements gives even attractive binary forces for short distances. Therefore it is reasonable to assume that in this situation, there is interaction only with the person immediately in front, which gives a reasonable binary interaction. This results in the force equation

$$F_{ij} = -2.14 + 1.51\Delta x, \quad 0.3 < \Delta x < 1.315 \quad (4)$$

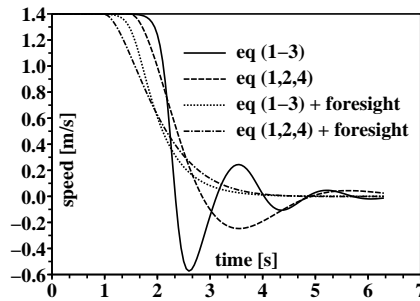
$$F_{ij} = -0.47 + 0.23\Delta x, \quad 1.315 < \Delta x < 2 \quad (5)$$

For more complicated situations, more than one interaction will be relevant, but certainly not many. For the 1D following, taking only the strongest binary interaction is sufficient. More complicated situations may (and do) ask for combining interactions, but this combination will in general not be additive.

### 1.2 Single lane head-on collisions

Another situation accessible to analytic calculations is the head-on collision of two persons. In this situation, the force must be strong enough to stop both

at a reasonable distance from each other. Further, the speed should come to zero smoothly, especially not show any oscillations. Neither the standard social force model nor any force extracted from a fundamental diagram by the method described above will fulfill these requirements. Further, it is easy to estimate that any interaction function depending on  $\Delta x$  only will either be too strong to give a reasonable speed for walking in file at  $\Delta x = 1.5\text{m}$ , or too weak to handle a head-on collision. Adding a dependence on  $v$  alone does not help, because any such dependence will be compensated by a corresponding change of the dependence on  $\Delta x$ . The most simple functional form possible will therefore depend on  $\Delta x$  and on  $\Delta v$ . A simple and reasonable assumption is that a person does not react on the momentary situation, but has some foresight and therefore reacts on the extrapolation of the momentary situation. More realistic, but more complicated, would be an extrapolation out of the recent past to allow for reaction times. [7] has shown a finite reaction time to be essential, but this can be taken care of here by shortening the foresight. With foresight of 1s, both the binary force from eq.1-3 and the force calculated from the FD give reasonable smooth stopping of two persons meeting head-on in a narrow corridor.



**Fig. 2.** stopping with and without foresight - speed versus time

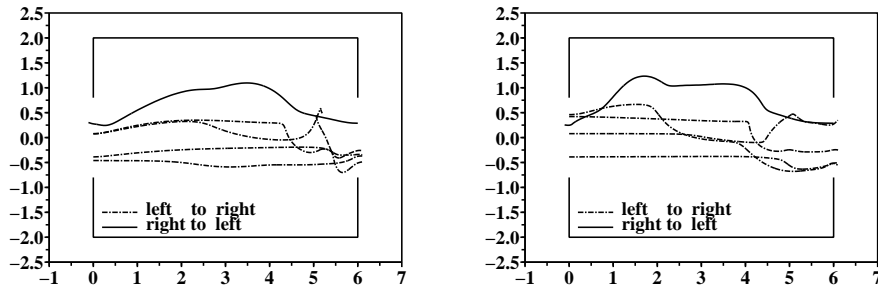
The case of groups in head-on collisions shows that the repulsive force is not always given by the closest interaction, and more than a single person must be taken into account. The second or third person in a group has the closest interaction with somebody going in the same direction, while the most relevant interaction is with the first person walking in opposite direction. However, the persons in between do not simply disappear, so they have to be allotted sufficient space. A reasonable procedure is: For each person in front calculate the extrapolated distance, reduce it by the space needed by the persons in between, and calculate the resulting binary force. The repulsive force then is the maximum of the binary forces. It should be noted that the

space needed by persons in between depends on the speed of the person to which the binary interaction is calculated. For a person walking in the same direction, this is bigger than for a person with opposite direction, and it increases with speed.

## 2 2D Walking

The situation has some added complications relative to the 1D situation. One is the possibility of partial interference without totally blocking the path. These ask e.g. for twisting the upper body, which gives some delay but no stopping. There is however no data available on how much delay this would give. The second complication is that people can change directions rapidly. Again, exact data is not available, but it is easy to test that a single  $60^\circ$  turn can be done within one step without much slowing down. Because of this possibility, foresight is very restricted in a medium or even high density situation where people have reasons to change directions. Only in low density situations, where the avoidance behaviour involves only a small number of people, a simple foresight model like 1s extrapolation will be beneficial, and more realistic models require knowledge on human perception and decision processes that is not available at the moment.

Still a limited amount of foresight can be helpful. In fig. 3 we compare the



**Fig. 3.** Passing a corridor, left: without foresight, right: with foresight

paths of people passing through a  $6 \cdot 4$  m corridor with 1.4 m doors at each side. The walking with foresight is somewhat smoother, and the last person out takes 2s less. The difference is small, but enough to look deeper into this subject.

### 3 Conclusions

Simple distance-based repulsive forces are not capable of adequately describing microscopic pedestrian behaviour. For 1D head-on collision, the inclusion of a 1s foresight resolves this deficiency. In the more interesting low density 2D situation of meeting in a corridor, the foresight makes the simulation a little bit more realistic, but the collision avoidance still produces unrealistic sharp bends and unnecessary slowdowns.

### References

1. M. Schreckenberg and S. D. Sharma (eds.), Pedestrian and Evacuation Dynamics, Springer, Berlin (2002);
2. E. R. Galea (ed.), Pedestrian and Evacuation Dynamics, CMS Press, London (2003);
3. N. Waldau, G. Gattermann, H. Knopflacher, M. Schreckenberg (eds.), Pedestrian and Evacuation Dynamics, Springer, Berlin (2005);
4. D. Helbing and P. Molnár, Social force model for pedestrian dynamics, Phys. Rev. E 51, 4282-4286 (1995);
5. D. Helbing, I. Farkas, and T. Vicsek, Simulating dynamical features of escape panic, Nature 407, 487-490 (2000);
6. T. Werner and D. Helbing, The social force pedestrian model applied to real life scenarios, in [2];
7. S. P. Hoogendoorn, W. Daamen and R. Landman, Microscopic calibration and validation of pedestrian models - cross-comparison of models using experimental data, in [3];
8. W. M. Predtetchenski and A. I. Milinski, Personenströme in Gebäuden - Berechnungsmethoden für die Projektierung, Verlagsgesellschaft Rudolf Müller, Köln-Braunsfeld (1971);
9. A. Seyfried, Bernhard Steffen, Wolfram Klingsch and Maik Boltes, The fundamental diagram of pedestrian movement revisited, J. Stat. Mech., P10002, 2005;
10. A. Seyfried, B. Steffen and Th. Lippert, Basics of Modelling the Pedestrian Flow, Physica A, 368 (2006), 1, 232 - 238
11. U. Weidmann, Transporttechnik der Fußgänger, Schriftenreihe des IVT Nr. 90, zweite ergänzte Auflage, ETH Zürich (1993);