

Instability and Nonlinear Evolution of Narrow-Band Directional Ocean Waves

Bengt Eliasson and P. K. Shukla¹

¹*Fakultät für Physik und Astronomie, Ruhr-Universität Bochum, D-44780 Bochum, Germany, and Department of Physics, Umeå University, SE-90187 Umeå, Sweden*
(Received 2 December 2009; Revised 3 June 2010)

The instability and nonlinear evolution of directional ocean waves is investigated numerically by means of simulations of the governing kinetic equation for narrow-band surface waves. Our simulation results reveal the onset of the modulational instability for long-crested wave-trains, which agrees well with recent large-scale experiments in wave-basins, where it was found that narrower directional spectra leads to self-focusing of ocean waves and an enhanced probability of extreme events. We find that the modulational instability is nonlinearly saturated by a broadening of the wave-spectrum, which leads to the stabilization of the water-wave system. Applications of our results to other fields of physics, such as nonlinear optics and plasma physics are discussed.

PACS numbers: 47.35.Bb; 47.20.-k; 47.35.-i; 92.10.Hm

Giant freak waves, or rogue waves, have been observed in mid-ocean and coastal waters [1], in optical systems [2], and in parametrically driven capillary waves [3]. The freak/rogue waves are short-lived phenomena appearing suddenly out of normal waves, and with a small probability [4]. The study of extreme gravity waves on the open ocean has important applications for the sea-faring and offshore oil industries, where they may lead to structural damage and injuries to personnel [1]. It is, therefore, very important to understand the physical mechanisms that lead to the formation of freak waves. Since the linear theory cannot explain the number of extreme events that occur in the ocean and in optical systems, one has to account for nonlinear effects (e.g. wave-wave interactions) in combination with the wave dispersion. This can lead to the modulational instability (for water waves called the Benjamin-Feir instability [5, 6]), followed by focusing and amplification of the wave energy.

Wind-driven waves on the ocean often have wide frequency spectra that are peaked in the direction of the wind [11–13]. The statistics of directional spectra for narrow-band gravity waves have also recently been studied experimentally in water basins [14–16], where it was found that sea states with narrow directional spectra (long-crested waves) were more likely to produce extreme waves. Examples of statistical models that govern collective interactions of groups of water waves are Hasselmann’s model [7] for random, homogeneously distributed waves and Alber’s model [8] for narrow-banded wave trains. Wave-kinetic simulations in one spatial dimension have shown Landau damping and coherent structures [9], and recurrence phenomena [10] for random water wave fields. In this Letter, we derive a nonlinear wave-kinetic (NLWK) equation for gravity waves in 2 + 2 dimensions (two spatial dimensions and two velocity dimensions) and carry out simulations to study the stability and nonlinear spatio-temporal evolution of narrow-band spectra waves that were observed in the recent experiments by Onorato and coworkers [14]. The present NLWK model, which is

similar to Alber’s model [8], is particularly suitable for studying the nonlinear dynamics of narrow-band water waves due to its relative simplicity. Similar nonlinear wave-kinetic equations also appear in the description of optical systems, photonic lattices, and plasmas [17].

Deep water gravity waves are governed by the dispersion relation $\omega = \sqrt{gk}$, where g is the gravitational constant, $k = \sqrt{k_x^2 + k_y^2}$ is the modulus of the wave vector $\mathbf{k} = k_x \hat{\mathbf{x}} + k_y \hat{\mathbf{y}}$, and $\hat{\mathbf{x}}$ and $\hat{\mathbf{y}}$ are the unit vectors in the x - and y -directions. Assuming surface displacements of the form $\eta = (1/2)A(\mathbf{r}, t) \exp(-i\omega_0 t + ik_0 x) + \text{complex conjugate}$, where A is the slowly varying ($|\partial/\partial t| \ll \omega_0$, $|\nabla| \ll k_0$) envelope, $\mathbf{r} = x\hat{\mathbf{x}} + y\hat{\mathbf{y}}$ is the spatial coordinate, and $\omega_0 = \sqrt{gk_0}$, the nonlinear interaction of water waves is governed by the nonlinear Schrödinger equation (NLSE)

$$i \left(\frac{\partial A}{\partial t} + v_{gr} \frac{\partial A}{\partial x} \right) + D_x \frac{\partial^2 A}{\partial x^2} + D_y \frac{\partial^2 A}{\partial y^2} - \xi |A|^2 A = 0, \quad (1)$$

where $v_{gr} = \partial\omega/\partial k_x = \omega_0/2k_0$ is the group velocity, $D_x = (1/2)\partial^2\omega/\partial k_x^2 = -\omega_0/8k_0^2$ and $D_y = (1/2)\partial^2\omega/\partial k_y^2 = \omega_0/4k_0^2$ are the group dispersion coefficients, and the nonlinear coupling coefficient is $\xi = \omega k_0^2/2$. Introducing the two-dimensional Wigner transform [18]

$$f(\mathbf{r}, \mathbf{v}, t) = \frac{1}{2(2\pi)^2} \int A^*(\mathbf{R}_+, t) A(\mathbf{R}_-, t) e^{i\boldsymbol{\lambda} \cdot (\mathbf{v} - v_{gr} \hat{\mathbf{x}})} d^2 \boldsymbol{\lambda}, \quad (2)$$

where we have denoted $\mathbf{R}_{\pm} = \mathbf{r} \pm \bar{\mathbf{D}} \cdot \boldsymbol{\lambda}$ and $\bar{\mathbf{D}} \cdot \boldsymbol{\lambda} = D_x \lambda_x \hat{\mathbf{x}} + D_y \lambda_y \hat{\mathbf{y}}$, we obtain the evolution equation for the pseudo-distribution function f as

$$\begin{aligned} \frac{\partial f}{\partial t} + \mathbf{v} \cdot \nabla f - \frac{2i\xi}{(2\pi)^2} \int \int [I(\mathbf{R}_+, t) - I(\mathbf{R}_-, t)] \\ \times f(\mathbf{r}, \mathbf{v}', t) e^{i\boldsymbol{\lambda} \cdot (\mathbf{v} - \mathbf{v}')} d^2 v' d^2 \boldsymbol{\lambda} = 0, \end{aligned} \quad (3)$$

where $I(\mathbf{r}, t) = \int f(\mathbf{r}, \mathbf{v}, t) d^2 v$ is the variance of the surface displacement (the wave intensity). The transform

mation (2) between (1) and (3) is valid in both directions for a deterministic wave-train (corresponding to a “pure state” in quantum mechanics), with some restrictions on the distribution function f [18]; however, we are interested in the statistical properties of an ensemble of waves, and more general choices of f where the deterministic picture is abandoned [8]. In the absence of the nonlinear term in the left-hand side of (3), we have $\partial f/\partial t + \mathbf{v} \cdot \nabla f = 0$, which dictates that the wave energy propagates in space with the group velocity \mathbf{v} . Our model is valid for waves with $\mathbf{v} \approx v_{gr} \hat{\mathbf{x}}$. The dispersive properties of the wave are important for the nonlinear wave-wave interactions between wave-packets that are modeled by the interaction integral in the last term in the left-hand side of (3).

The velocity distribution can be related to the wave spectrum in frequency domain. Similar to Ref. [14], we will use the model spectrum parameterized by the Joint North Sea Wave Project (JONSWAP) as [11]

$$S(\omega) = \frac{\alpha_P g^2}{\omega^5} \exp\left(-\frac{5\omega_p^4}{4\omega^4}\right) \gamma \exp\left[-\frac{(\omega - \omega_p)^2}{2\sigma^2 \omega_p^2}\right], \quad (4)$$

where ω_p is the peak frequency, γ is the peak enhancement parameter and α_P is the Phillips parameter. Here γ is in the range 1–6 for ocean waves [14], while α_P is in the range 0.0081–0.1; the values $\gamma = 1$ and $\alpha_P = 0.0081$ gives the spectrum of fully developed wind seas [19], while the larger values are observed in water tank experiments. We will use $\alpha_P \approx 0.025$, $\gamma = 3$ and $\sigma = 0.08$, which are consistent with the Marintek water basin experiment in Refs. [14, 15]. Since the wave spectrum is concentrated around $\omega = \omega_p$, we will use $\omega_0 = \omega_p$ and $k_0 = k_p \equiv \omega_p^2/g$ in the evaluation of D_x and D_y in Eq. 3.

The integral of the spectrum (4) over all frequencies yields the variance of the surface elevation. While the variance of a monochromatic wave is $|A|^2/2$, from (2) we also have $\int f d^2v = |A|^2/2$. Hence, as initial conditions in our simulations, we will use $f = f_0(\mathbf{v}) = F_0(v)G(\theta)$ where we have introduced polar coordinates $v_x = v \cos(\theta)$ and $v_y = v \sin(\theta)$ in velocity space. We obtain F_0 from the frequency spectrum (4) by using the differential variance $dI = S(\omega)d\omega = F_0(v)vdv$, as

$$F_0(v) = S[\omega(v)] \frac{1}{v} \left| \frac{d\omega}{dv} \right| = S[\omega(v)] \frac{g}{2v^3}, \quad (5)$$

where we used that the group speed v of the wave packets is related to the wave frequency $\omega = \sqrt{gk}$ via $v = d\omega/dk = \omega/2k = g/2\omega$, or $\omega(v) = g/2v$. The directional spreading function is chosen as [12] $G(\theta) = G_0 \cos^N(\theta/2) = G_0 [1 + \cos(\theta)]^{N/2} / 2^{N/2}$, where $\cos(\theta) = v_x/v$, $v = (v_x^2 + v_y^2)^{1/2}$, and G_0 is a normalization constant [12] such that $\int_{-\pi}^{\pi} G(\theta) d\theta = 1$. We note that G has a maximum at $\theta = 0$ and tends to a narrower distribution with an increase of the parameter N .

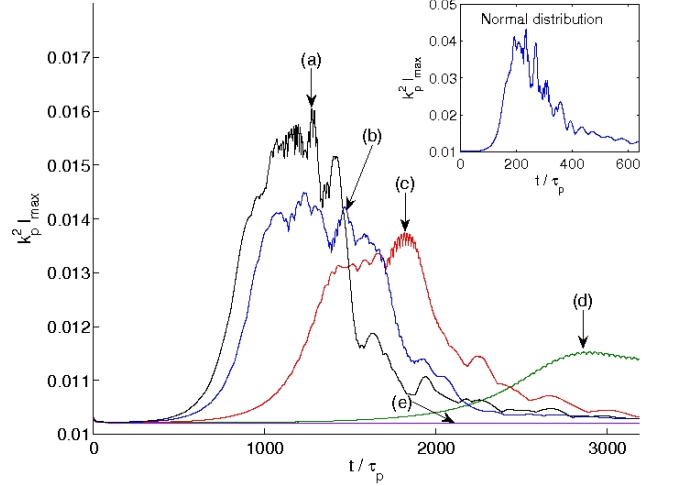


FIG. 1: (Color online) The time-evolution of the maximum intensity $k_p^2 I_{max}$ for (a) $N = 840$ (black) (b) $N = 200$ (blue), (c) $N = 90$ (red), (d) $N = 50$ (green), (e) $N = 24$ (magenta), and the case of a narrow-band normal velocity distribution (the inset). The spatial distributions of wave intensity for (a)–(d) are shown in Fig. 3 at the times indicated here with arrows.

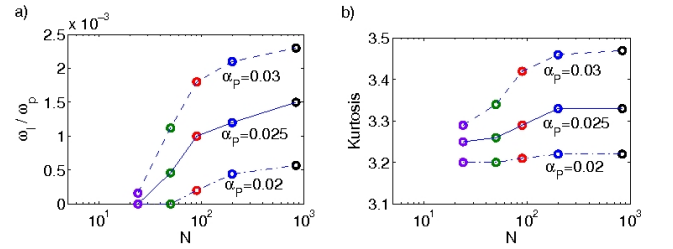


FIG. 2: (Color online) a) The linear growth rate ω_I of the fastest growing wavemode and b) maximum kurtosis for $N = 840$ (black) $N = 200$ (blue), $N = 90$ (red), $N = 50$ (green), and $N = 24$ (magenta), for $\alpha_P = 0.02$ (dashed line), $\alpha_P = 0.025$ (solid line) and $\alpha_P = 0.03$ (dash-dotted line). The solid line ($\alpha_P = 0.025$) corresponds to curves (a)–(e) in Fig. 1.

Equation (3) can be cast into a numerically more convenient form by employing the Fourier-transform in velocity space

$$\hat{f}(\mathbf{r}, \boldsymbol{\eta}, t) = 2 \int f(\mathbf{r}, \mathbf{v}, t) e^{i\boldsymbol{\eta} \cdot \mathbf{v}} d^2v, \quad (6)$$

which transforms Eq. (3) into

$$\frac{\partial \hat{f}}{\partial t} - i \nabla_{\boldsymbol{\eta}} \cdot \nabla \hat{f} + 2i\xi [I(\mathbf{r} + \bar{\mathbf{D}} \cdot \boldsymbol{\eta}, t) - I(\mathbf{r} - \bar{\mathbf{D}} \cdot \boldsymbol{\eta}, t)] \hat{f}(\mathbf{r}, \boldsymbol{\eta}, t) = 0, \quad (7)$$

where $I = \hat{f}(\mathbf{r}, \boldsymbol{\eta}, t)_{\boldsymbol{\eta}=0}/2$. A similar equation was derived by Alber [8], starting from the Davey-Stewartson equations for weakly nonlinear gravity waves. The numerical approximation of (7) is based on a method to

solve the Fourier transformed Vlasov equation [20]. Using a pseudo-spectral method in space, the operator ∇ is converted to multiplication by $i\kappa$, and the spatial shifts by $\pm\mathbf{D}\cdot\boldsymbol{\eta}$ in Eq. (7) are converted to multiplications by $\exp[\pm i(\mathbf{D}\cdot\boldsymbol{\eta})\cdot\boldsymbol{\kappa}]$, where $\boldsymbol{\kappa}$ is the wave vector. The system was solved in a computational window moving with the group speed of the peak wave. We used a spatial domain of size $L_x \times L_y = 100 k_p^{-1} \times 500 k_p^{-1}$, resolved by $N_x \times N_y = 32 \times 32$ intervals and with periodic boundary conditions, and a Fourier transformed velocity domain $L_{\eta x} \times L_{\eta y} = 160\pi v_{ph}^{-1} \times 160\pi v_{ph}^{-1}$ with $N_{\eta x} \times N_{\eta y} = 80 \times 80$ intervals, where $v_{ph} = \omega_p/k_p$ is the phase speed of the peak wave. The velocity domain in our simulations is thus $v_{x,min} \leq v_x \leq v_{x,max}$ and $v_{y,min} \leq v_y \leq v_{y,max}$ where $v_{x,min} = 0$, $v_{x,max} = 2\pi N_{\eta x}/L_{\eta x} = 2v_{gr}$, and $-v_{y,min} = v_{y,max} = \pi N_{\eta y}/L_{\eta y} = v_{gr}$. The simulation was initialized with the JONSWAP spectrum, where the Fourier integral (6) was evaluated numerically to obtain the spectrum in $\boldsymbol{\eta}$ space. Random numbers of the order 10^{-2} of the initial intensity was added to the solution in order to seed the modulational instability. The initial conditions give an intensity of $I \approx 0.010 k_p^{-2}$ uniformly distributed in space, which is compatible with the experiments of Onorato *et al.* [14]. To compare with the experimental observations of Onorato *et al.* [14], we carried out simulations for $N = 24, 50, 90, 200$, and 840 corresponding to the Marintek experiment in Ref. [14]. They used $\omega_p = 2\pi \text{ s}^{-1}$ (1 Hz) and corresponding $k_p = 4.1 \text{ m}^{-1}$, and a significant wave height $H_s = 0.08 \text{ m}$, giving a wave intensity of $I \approx 5 \times 10^{-4} \text{ m}^2$.

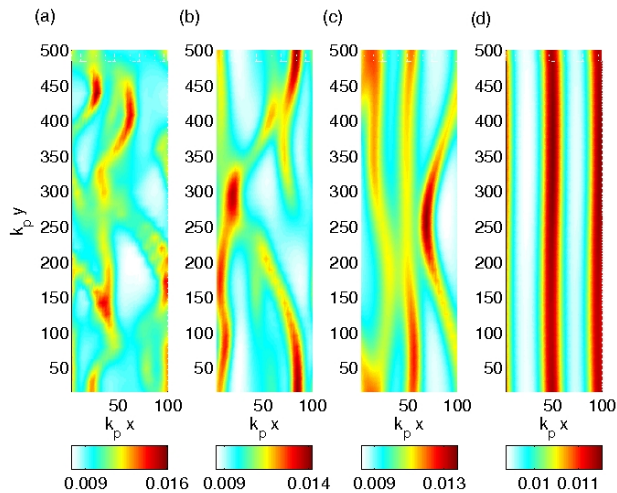


FIG. 3: (Color online) The spatial distribution of the normalized wave intensity $k_p^2 I$ for (a) $N = 840$ at $t = 1.27 \times 10^3 \tau_p$, (b) $N = 200$ at $t = 1.46 \times 10^3 \tau_p$, (c) $N = 90$ at $t = 1.81 \times 10^3 \tau_p$, and (d) $N = 50$ at $t = 2.90 \times 10^3 \tau_p$, corresponding to the curves (a)–(d) in Fig. 1.

According to the analysis of Alber [8], using a model two-dimensional normal spectrum, there are two conditions for the modulational instability: first, the modu-

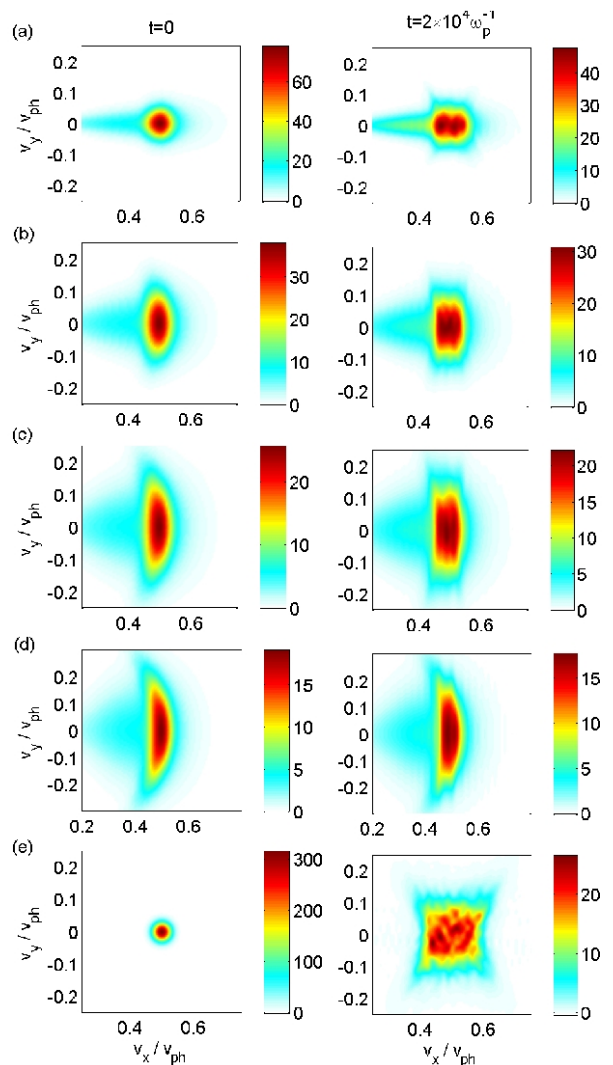


FIG. 4: (Color online) The velocity distribution $\omega_p^2 f$ of the wave energy, averaged over space, at $t = 0$ (left column) and $t = 3.2 \times 10^3 \tau_p$ (right column), for (a) $N = 840$ (b) $N = 200$, (c) $N = 90$, (d) $N = 50$. Panel (e) shows the narrow-band normal velocity distribution at $t = 0$ (left) and $t = 640 \tau_p$ (right).

lational wavenumbers must lie within a certain directional range (in Alber's case $|K_x| > \sqrt{2}|K_y|$ similar to the Benjamin-Feir instability), and second, the wave steepness (the wave amplitude multiplied by k_p) must be larger than the normalized (by the component of the spectral peak) spectral bandwidth. In our simulations, using directional JONSWAP spectra, we observed the modulational instability and the self-focusing of the wave energy into localized wave packets for N larger than 24. We measured the maximum value of the energy density in the simulation domain, and plotted its time evolution in Fig. 1 (the time is give in units of the peak wave period $\tau_p = 2\pi/\omega_p$). Initially, there is an exponential growth phase, reminiscent of the Benjamin-Feir instability for

monochromatic wave trains [5]. The modulational instability is fastest growing for $N = 840$, and decreases with decreasing values of N . For $N = 24$ we do not observe any instability. For modulationally unstable cases, the exponential growth phase is followed by a nonlinear saturation of the instability, and finally a decrease of the maximum energy density down to its initial background value $I \sim 0.01k_p^{-2}$, as seen in curves (a)–(d) of Fig. 1. The inset shows a simulation with a narrow-band normal distribution of the form $f = 4\omega_p^{-2} \exp[-2(v_y^2 + (v_x - v_{gr})^2)/\sigma^2]$ with $\sigma = 0.04 v_{ph}$, which yields the initial wave intensity $I = 0.01k_p^{-2}$ that is similar as in curves (a)–(d). This case shows a rapidly growing instability to large amplitudes and then a decrease. The linear growth rate ω_I of the instability for different values of N and α_P was measured from the data and plotted in Fig. 2(a). The growth rate is larger up to some limiting value for long-crested waves with $N > 10^2$, while it approaches zero for smaller values of N . A growth rate of $\omega_I = 1-2 \times 10^{-3} \omega_p$ implies an amplitude doubling of the unstable wave in 50–100 wave periods. The growth rate is sensitive to changes of α_P and shows an increase/decrease of 50% with an increase/decrease of α_P by 20%; this is consistent with a ratio of unity between the wave steepness and the spectral bandwidth, so that the system is weakly unstable. The strongly unstable case for the narrow normal distribution has a growth rate $\omega_I \approx 0.008\omega_p$, which is close to the limiting value [8] $\omega_I = Ik_p^2\omega_p$ for monochromatic waves.

The kurtosis is traditionally [21] estimated by the formula $\lambda_4 = 3 + 24k_p^2\sigma^2$, where σ is the standard deviation of the surface elevation. (The factor 3 comes from the assumption of Gaussian statistics and the term $24k_p^2\sigma^2$ is a nonlinear correction to the Gaussian statistics.) Assuming that the wave field is ergodic, we have $\sigma^2 = \langle I \rangle$, where $\langle I \rangle$ is the spatially averaged wave intensity. As noted in Ref. [15], this formula underestimates the kurtosis compared to the experimental values for narrow-band water waves, where an increase of the kurtosis was observed at later stages of the wave dynamics. Our model also conserves $\langle I \rangle$ and hence the formula predicts constant kurtosis. Taking into account that the wave-field is non-stationary and that the wave intensity varies in space (see Fig. 3), we, instead, estimate the kurtosis as $\lambda_4 = 3\langle I^2 \rangle / \langle I \rangle^2 + 24k_p^2\langle I \rangle$, which assumes that the surface obeys Gaussian statistics locally everywhere. Using this estimate, we see in Fig. 2(b) that larger N gives larger kurtosis, in good agreement with experimental observations [14–16]. Figure 3 shows that the wave energy is concentrated into narrow bands, elongated along the y -direction, which are propagating from left to right with speeds close to v_{gr} . At later stages, the wave-packets start to break up due to the two-dimensionality in space

and the elongated bands of wave energy become more and more wiggled with the appearance of obliquely propagating waves, similar to those observed in Ref. [6]. For the modulationally unstable cases, the nonlinear interaction leads to a broadening of the distribution function in velocity space, as seen in Fig. 4. This, in turn, leads to a stabilization of the system via phase mixing of the wave envelopes [8], and a saturation and decrease of the maximum intensity shown in Fig. 1.

To summarize, we have performed a series of kinetic simulations of narrow-banded water waves for different degrees of directional energy spectra. We observe an onset of the modulational instability and self-focusing of the wave energy for waves with narrow directional spectra, leading to an increase of the estimated kurtosis. The modulational instability saturates via the occurrence of narrow wave-packets, which later disperse due to the broadening of the wave spectrum. Our simulation results are in excellent agreement with observations from recent large-scale experiments in wave-basins [14–16].

-
- [1] C. Kharif and E. Pelinovsky, *Eur. J. Mech. B/Fluids* **22**, 603 (2003).
 - [2] D. R. Solli *et al.*, *Nature* **450**, 1054 (2007); A. Montina *et al.*, *Phys. Rev. Lett.* **103**, 173901 (2009); R. Höhmann *et al.*, *ibid.* **104**, 093901 (2010).
 - [3] M. Shats *et al.*, *Phys. Rev. Lett.* **104**, 104503 (2010).
 - [4] N. Akhmediev *et al.*, *Phys. Rev. A* **80**, 043818 (2009).
 - [5] T. B. Benjamin and J. E. Feir, *J. Fluid Mech.* **27**, 417 (1967).
 - [6] V. P. Ruban, *Phys. Rev. Lett.* **99**, 044502 (2007).
 - [7] K. Hasselmann, *J. Fluid Mech.* **12**, 481 (1962); *ibid* **15**, 273 (1963).
 - [8] I. E. Alber, *Proc. R. Soc. Lond. A* **363**, 252 (1978).
 - [9] M. Onorato *et al.*, *Phys. Rev. E* **67**, 046305 (2003).
 - [10] M. Stiassnie *et al.*, *J. Fluid Mech.* **598**, 245 (2008).
 - [11] K. Hasselmann *et al.*, *Dtsch. Hydrogr. Z.* **A8**(Suppl.) No. 12 (1973).
 - [12] H. Mitsuyasu *et al.*, *J. Phys. Oceanogr.* **5**, 750 (1975).
 - [13] D. E. Hasselmann *et al.*, *J. Phys. Oceanogr.* **10**, 1264 (1980).
 - [14] M. Onorato *et al.*, *Phys. Rev. Lett.* **102**, 114502 (2009).
 - [15] M. Onorato *et al.*, *J. Fluid Mech.* **627**, 235 (2009).
 - [16] T. Waseda *et al.*, *J. Phys. Oceanogr.* **39**, 621 (2009).
 - [17] R. Bingham *et al.*, *Phys. Rev. Lett.* **78**, 247 (1997).
 - [18] J. E. Moyal, *Math. Proc. Cambridge Phil. Soc.* **45**, 99 (1949); T. Takabayasi, *Prog. Theor. Phys.* **11**, 341 (1954).
 - [19] W. J. Pierson, Jr. and L. Moskowitz, *J. Geophys. Res.* **69**, 5181 (1964).
 - [20] B. Eliasson, *J. Comput. Phys.* **181**, 98 (2002).
 - [21] M. S. Longuet-Higgins, *J. Fluid Mech.* **17**, 459 (1963); N. Mori and P. A. E. M. Janssen, *J. Phys. Oceanogr.* **36** 1471 (2006).