

Screening and Antiscreening of the MOND field in Perturbed Spherical Systems

Reijiro Matsuo¹ and Glenn Starkman¹¹CERCA, Department of Physics, Case Western Reserve University, Cleveland, OH 44106-7079

In the context of Modified Newtonian Dynamics (MOND), we study how perturbation of a spherically symmetric system would affect the gravitational field. In particular, we study systems of perturbed and unperturbed spherical shells. For a single perturbed shell, we show that the field inside the shell is much smaller than what would be expected from a naive scaling formula. The strength of the perturbation field within the shell is screened by the spherically symmetric component of the mass, and is reduced as the spherically symmetric component is increased. For a two-shell system, we again show that the perturbed field is screened by the shells, no matter which shell's mass distribution is perturbed. The field within the inner shell is most suppressed when the inner and outer shells coincide. However, for a very light inner shell, the perturbation to the field can be enhanced. The enhancement is typically larger for smaller inner shells, and the perturbed field can be amplified by almost a factor of 2. The relevance to the effect of external fields on galaxy dynamics is discussed.

PACS numbers: 98.80.-k 04.50.Kd 98.65.Cw 95.35.+d

INTRODUCTION

Most of the astrophysical computation concerns a local system embedded in much larger background system. For example, Solar system is embedded in Milky Way, a galaxy in a cluster, a cluster to the supercluster etc. In GR or Newtonian gravity, the external field effect on the local system due to much larger background mass density are often neglected based on two simplifying assumptions: that the background mass distribution is spherically symmetric and/or the background distribution is located very far from the local system. Under the first assumption, one would invoke Birkhoff's theorem that the field inside a spherical cavity should vanish. (Inclusion of the local mass distribution may spoil the spherical symmetry of the whole system, and in GR, the background mass distribution may exert force on the local system. However the external field induced in this way is negligibly small. See [1]). Under the second assumption, the inverse-square law will suppress the contribution of the portion of the background mass distribution that is far from the local system. Therefore, even when the background mass distribution is only approximately spherically symmetric, the external field effect in GR or Newtonian gravity would not significantly alter the local dynamics.

It might be naively expected that the external field effect is more significant in MOND theory. A small perturbation of the background mass distribution from spherical symmetry might be expected to alter the internal field configuration significantly. This is because the field of a bounded mass distribution scales as $\frac{1}{r}$ in MOND, and the field due to the aspherical part may therefore persist to greater distances. Of course, the modified Poisson

equation in MOND is non-linear, and it does not embody the superposition principle. One cannot treat the contribution from the spherically symmetric part of the mass distribution and the aspherical part separately. The total mass distribution has to be considered in order to infer the size of any external field effect. The external field effect in MOND has been receiving growing interest [15, 16]. It is argued that MOND theory is consistent with the observed escape velocity in the solar neighborhood if the Milky Way is embedded in a constant external field of $0.01a_0$. (Here a_0 is the universal critical acceleration that characterizes MOND, $a_0 \approx 1.2 \times 10^{-8} \text{ cm/s}^2$). On the other hand, Wu et al [17] has showed that an external field of approximately $0.03a_0$ is needed to bind the Large Magellanic Cloud to the Milky Way. Since the external field effect on the local escape speed presents a strict test of MOND theory, it is of interest to understand when, if at all, the aspherical perturbation of very distant backgrounds could be neglected.

In an earlier work [1], we studied the fields inside spherical shells as probed by non-negligible test masses. We showed that when those test masses are placed off-center, thereby breaking the spherical symmetry, the acceleration of the test mass can become comparable to the (external) surface gravity of the shell. In what follows, we consider simplified systems of spherical shells with perturbations in order to better understand how the perturbations of spherically symmetric mass distributions translate into perturbed gravitational fields.

MOND

MOND [2, 3, 4] is an alternative to the canonical dark-matter scenario in which the gravitational force law (or

Newton's second law) is modified to account for the missing gravitational field. In 1984, Bekenstein and Milgrom introduced the Lagrangian formulation of modified Newtonian dynamics (MOND) [10]. The field equation of MOND is derived from the Lagrangian

$$L = \int d^3r \left[-\frac{1}{2} \nabla^2 \psi + (8\pi G)^{-1} a_0^2 F\left(\frac{|\nabla \psi|^2}{a_0^2}\right) \right]; \quad (1)$$

where ψ is the gravitational potential, $F(y^2)$, with $y = |\nabla \psi|/a_0$, is an arbitrary universal function, that together with a_0 , the characteristic scale of MOND, specifies the theory. Varying L with respect to ψ yields a modified Poisson equation:

$$\nabla \cdot [(\nabla \psi/a_0) \nabla \psi] = 4\pi G \rho; \quad (2)$$

where $y = F^0(y^2)$. y must approach 1 as $|\nabla \psi| \rightarrow 1$ and $|\nabla \psi| \rightarrow 1$, in order that the field scale as $\frac{1}{r^2}$ near a spherical mass distribution (the usual Newtonian result) and as $\frac{1}{r}$ far from the mass distribution to explain galaxy rotation curves.

One commonly used form of F is

$$F(y) = \frac{y}{1 + y^2} : \quad (3)$$

(However see [8] for different form of F function.) The value of a_0 is then given by phenomenological fit. We will adapt the value derived by Begeman et al [9] in the study of external galaxies with high quality rotation curves.

$$a_0 = 1.2 \cdot 10^{-10} \text{ m/s}^2 : \quad (4)$$

For a bounded mass distribution of total mass M , we define a transition radius

$$R_t = \sqrt{\frac{GM}{a_0}} : \quad (5)$$

R_t indicates a point at which the Newtonian field approximately equals a_0 , and this is about the point at which the field switches from Newtonian $1/r^2$ to MOND's $1/r$.

We now define three quantities, MOND acceleration g_M , Newtonian acceleration g_N and 'naive' MOND acceleration g_s . MOND acceleration comes from the full solution of the modified Poisson equation 2, and is defined to be

$$g_M = -\nabla \psi \quad (6)$$

Newtonian potential ψ is the solution of a ordinary Poisson equation

$$\nabla^2 \psi = 4\pi G \rho; \quad (7)$$

and Newtonian acceleration g_N is defined to be

$$g_N = -\nabla \psi : \quad (8)$$

From the form of the modified Poisson equation, 'naive' MOND acceleration g_s and Newtonian acceleration g_N for a given density distribution can be related by the algebraic relation

$$(\nabla \psi/a_0) g_s = g_N \quad (9)$$

This is the original formulation of MOND and sometimes incorporated to calculate the galactic rotation curves [6, 9, 12]. Inverting the relation we will find

$$g_s = (\nabla \psi/a_0) g_N \quad (10)$$

where $\nabla \psi = I^{-1}(\nabla \psi) \nabla \psi$ and $I(\nabla \psi) = \nabla \psi \cdot \nabla \psi$. Usually g_s is not equal to g_M since g_s in general is not curl-free. (g_M by definition has to be curl-free since it is gradient of a potential). Important exception is if g_N only depends on one parameter, which is the case for spherical, cylindrical or plane symmetry, then $g_M = g_s$ [5]. Then if the perturbation is small, we might expect that MOND acceleration can well be approximated by g_s .

CODE

The numerical code used in this paper is developed by Milgrom [11]. It is the same code we used in our earlier paper [1], and it is the implementation of Milgrom's code on a spherical lattice. We set the number of angular grid N and that of radial grid L to be 120 and 400 respectively. $N = 120$ translates into the angular resolution of 1.5° .

PERTURBATIVE CALCULATION

We first consider a small aspherical perturbation on the shell as in FIG. 1. The center of the shell is taken to be the center of the spherical coordinate for the sake of simplicity. The radius of outer shell and its mass is fixed to $R = 0.64 M_{pc}$ and $M_{sh} = 2.0 \cdot 10^3 M$ which would be a typical parameters for a gas-rich cluster [7]. Let the density distribution of the perturbation and the spherical shell be ρ_1 and ρ_{sh} , respectively, then we will write

$$\rho_{sh} = \rho_{sh}(r - R) \\ \rho_1 = \rho_{sh} Y(\theta)(r - R); \quad (11)$$

where ρ_{sh} is surface mass density for the shell, and $Y(\theta)$ is some angular function. The unperturbed field ψ_0 satisfies the modified Poisson equation:

$$\nabla \cdot [(\nabla \psi_0/a_0) \nabla \psi_0] = 4\pi G \rho_{sh} : \quad (12)$$

The exact solution for ψ_0 can be found by applying Gauss's theorem. In terms of the quantity $u = \frac{GM_{sh}}{a_0 r^2}$,

$$\psi_0 = -\frac{1}{2} u^2 + \frac{1}{4} u^4 + u^2 \ln r \quad (13)$$

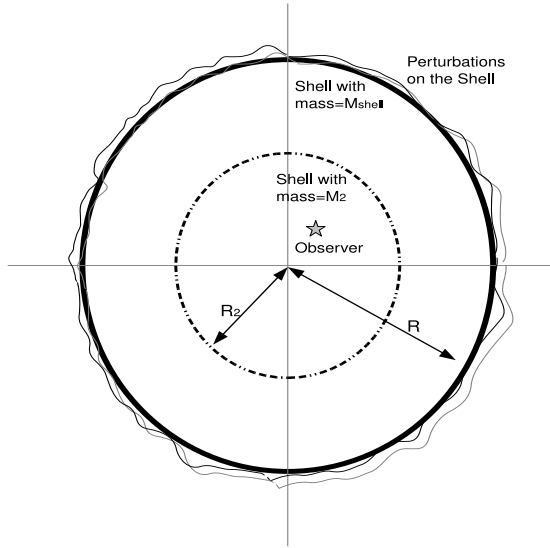


FIG. 1: This figure shows the mass distribution of the system. A shell with $M_{sh} = 2.0 \times 10^{13} M_\odot$ and $R = 0.64 \text{ Mpc}$ is placed concentric with the origin of the coordinate. A massless observer is located at $r = 0.05R$ with an angular displacement of 45° from z -axis. An azimuthally symmetric perturbation is placed on the shell. For the multiple shell system, a second shell with mass M_2 with radius R_2 will be placed concentric with the first shell.

$$\frac{1}{a_0} u^{\frac{1}{2}} \left(1 + \frac{1}{4} u + \dots \right) \hat{r} : \quad (14)$$

for exterior of the shell, and

$$r_0 = 0 \quad (14)$$

for the interior of the shell. The expansion in small u is valid for $r < \frac{GM_{sh}}{a_0}$. The solution will satisfy the following jump conditions at $r = R$:

$$\begin{aligned} \frac{1}{a_0} \frac{\partial \psi_{out}}{\partial r} \Big|_{r=R} - \frac{1}{a_0} \frac{\partial \psi_{in}}{\partial r} \Big|_{r=R} &= 4G \left[\rho_{sh} + \rho_{sh} Y_l(\theta) \right] \\ \psi_{out} \Big|_{r=R} - \psi_{in} \Big|_{r=R} &= 0 \end{aligned} \quad (15)$$

Exterior to the shell, the spherically symmetric solution r_0 will dominate, and one can expand the modified Poisson equation around r_0 . If the small correction to the potential is denoted by ψ_1 , one can write the expansion as

$$\begin{aligned} \frac{1}{a_0} \frac{\partial \psi}{\partial r} \Big|_{r=R} &= \frac{1}{a_0} \frac{\partial \psi_0}{\partial r} \Big|_{r=R} + \frac{1}{a_0} \frac{\partial \psi_1}{\partial r} \Big|_{r=R} \\ &= \frac{1}{a_0} \frac{\partial \psi_0}{\partial r} \Big|_{r=R} + \frac{1}{a_0} \frac{\partial \psi_1}{\partial r} \Big|_{r=R} \end{aligned} \quad (16)$$

Here L is a function given by $\frac{x_0(x)}{x}$, and x_0 is given by $x_0 = \frac{1}{a_0} \frac{\partial \psi_0}{\partial r}$. In the interior of the shell, the field is caused

by aspherical perturbation, and one may assume that the 'simple' form of function is applicable. (i.e. x_0 as is the case for the system in the deep MOND regime). Then ψ_1 has to satisfy the following equations interior and exterior to the shell.

$$\begin{aligned} \frac{1}{r^2} \frac{\partial}{\partial r} \left(r^2 \left[1 + L(x_0) \right] \frac{\partial \psi_1}{\partial r} \right) - \frac{1}{r^2} L^2 \psi_1 &= 0 \text{ for } r > R \\ \frac{1}{r} \frac{\partial \psi_1}{\partial r} \Big|_{r=R} &= 0 \text{ for } r < R \end{aligned} \quad (17)$$

where L^2 is the angular-momentum-squared operator. At $r = R$, the jump conditions for ψ_1 should be satisfied:

$$\begin{aligned} \left[1 + L(x_0) \right] \frac{\partial \psi_{out}}{\partial r} \Big|_{r=R} - \frac{\partial \psi_{in}}{\partial r} \Big|_{r=R} &= 4G \rho_{sh} Y_l(\theta) \\ \frac{1}{a_0} \frac{\partial \psi_{in}}{\partial r} \Big|_{r=R} - \frac{1}{a_0} \frac{\partial \psi_{out}}{\partial r} \Big|_{r=R} &= 0 \end{aligned} \quad (18)$$

Let us now consider a particular form of the perturbation

$$\psi_1 = \rho_{sh} P_l(\cos \theta) \left(\frac{r}{R} \right)^l \quad (19)$$

where P_l is the Legendre Polynomial of l th order. The second of equation (17) belongs to a class of equations known as p -Laplacian for $p = 3$ and $N = 3$, where N is the number of Euclidian dimensions. (For p -Laplace equation, see for example [13]. For the special case of $p = N$, see [14]). Little is known about its solution. However, if the angular dependence of ψ_1 is proportional to $\cos(\theta)$, by observation one can find that $\cos(\theta)$ is a solution of equation (17) inside the shell. Then for the particular form of the perturbation with $l = 1$, the matching of the solution can be performed for inside and outside of the shell.

$$\begin{aligned} \psi_1 &= \rho_{sh} \cos(\theta) \left(\frac{r}{R} \right) + \frac{5}{56} \frac{r}{R} \left(\frac{r}{R} \right)^3 + \dots \\ &= \rho_{sh} \cos(\theta) \left(\frac{r}{R} \right) + \frac{6}{56} \frac{r}{R} \left(\frac{r}{R} \right)^2 + \dots \end{aligned} \quad (20)$$

where $\rho_{sh} = \frac{P}{GM_{sh} a_0}$.

Figure 2 shows the field ψ_1 computed from equation (20), the field ψ_2 computed from equation (10), and the MOND field computed numerically. The numerical solution and the perturbative solution match well at small r . The dashed line indicates the ratio of ψ_s to the numerically computed ψ_M . It shows that the ratio diverges as the perturbation parameter approaches to zero. This is indicative of the fact that $g_s \propto \frac{g_N}{\mu_N \frac{g_N}{a_0} + 2}^{\frac{1}{2}}$ whereas g_M inside the shell. As a function of r , in MOND theory the perturbed field vanishes much more quickly than the naive expectation.

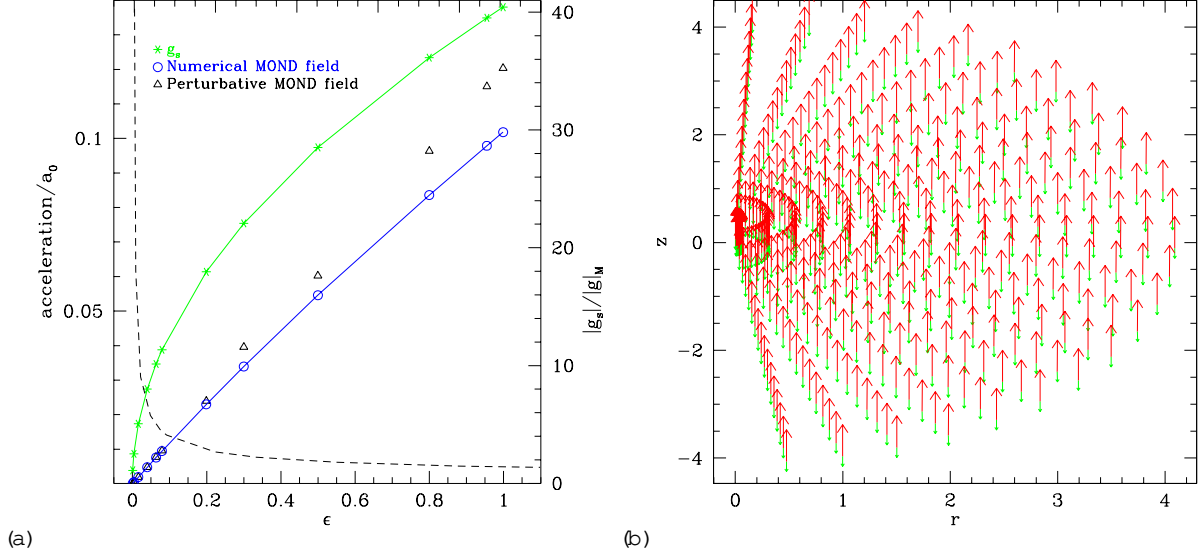


FIG. 2: (a) This figure plots the field at a particular point ($r = 0.05R$ and $\theta = 45^\circ$) inside a shell with an $l = 1$ perturbation of the form given by equation (19), as a function of the strength of the perturbation. The strength of the numerical MOND field g_M , the perturbative MOND field and the naive MOND field g_s are shown. The dashed line indicates the ratio of g_s to g_M with the scale given on the right axis. (b) This figure shows the field configuration inside the shell for a perturbation of order $l = 1$ with $\epsilon = 0.1$. Green arrows indicate the numerical MOND field, and red arrows indicate the difference between the numerically calculated MOND field and the naive MOND field, $g_M - g_s$. The sizes of the arrows are magnified by 10 for clarity.

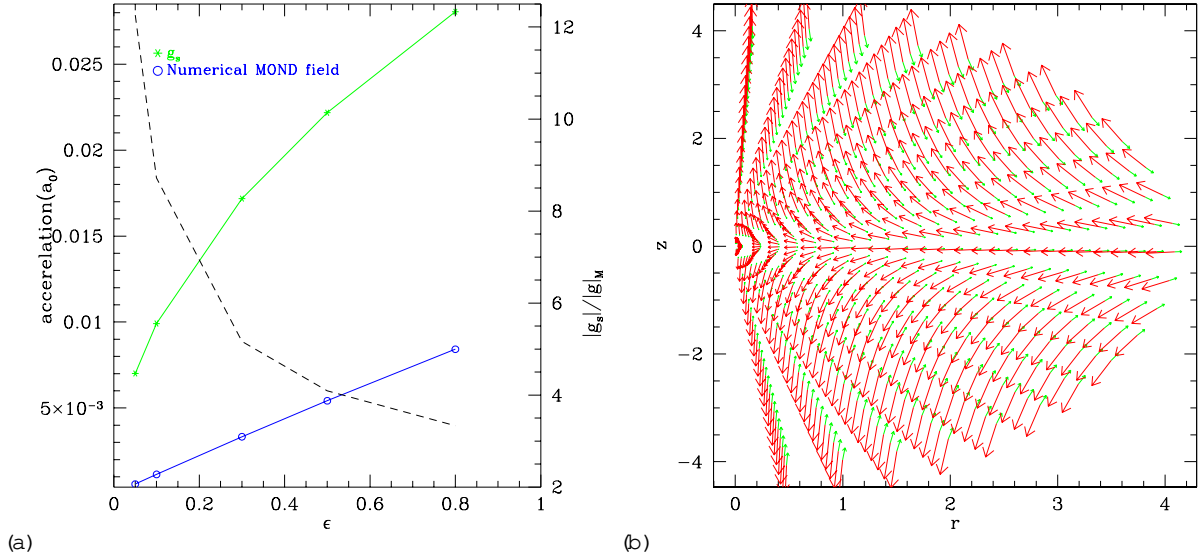


FIG. 3: (a) This figure plots the field at a particular point ($r = 0.05R$ and $\theta = 45^\circ$) inside a shell with an $l = 2$ perturbation of the form given by equation (19), as a function of the strength of the perturbation. The strength of the numerical MOND field g_M , the perturbative MOND field and the naive MOND field g_s are shown. The dashed line indicates the ratio of g_s to g_M with the scale given on the right axis. (b) This figure shows field configuration within the sphere for $l = 2$ at $\epsilon = 0.1$. Green arrows indicate the numerical MOND field, and red arrows indicate the difference of numerically calculated MOND field and the naive MOND field, $g_M - g_s$. The size of the arrows are magnified by 10 for clarity.

For the higher order perturbation of $l \geq 2$, the analytic solution of even the 'simple' Poisson equation (17) is not known, and we rely entirely on the numerical simulation.

FIG. 3(b) and FIG. 4(b) show the field configuration inside the shell for $l = 2$ and $l = 3$ respectively. Green arrows indicate the MOND field g_M , and red arrows in-

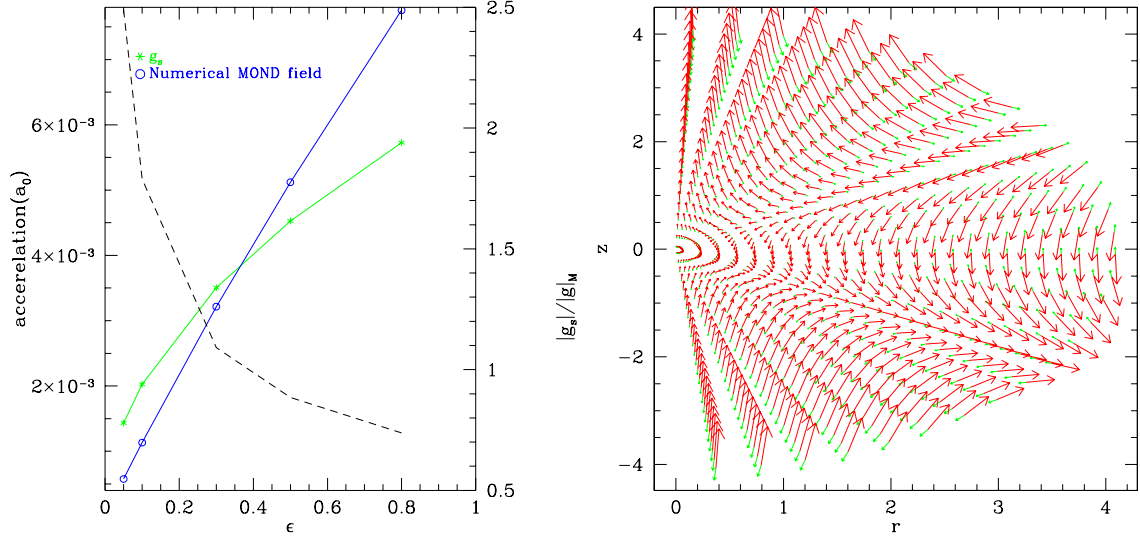


FIG. 4: (a) This figure plots the field at a particular point ($r = 0.05R$ and $\theta = 45^\circ$) inside a shell with an $l = 3$ perturbation of the form given by equation (19), as a function of the strength of the perturbation. The strength of the numerical MOND field g_M , the perturbative MOND field and the naive MOND field \tilde{g}_s are shown. The dashed line indicates the ratio of \tilde{g}_s to \tilde{g}_M with the scale given on the right axis. (b) This figure shows field configuration within the sphere for $l = 3$ at $\epsilon = 0.1$. Green arrows indicate the numerical MOND field, and red arrows indicate the difference of numerically calculated MOND field and the naive MOND field, $g_M - g_s$. The size of the arrows are magnified by 10 for clarity.

indicate the difference $g_M - g_s$. From these figures, it is apparent that $g_M < g_s$ inside the shell. Similar to the $l = 1$ case, the simple rescaling formula overestimates the field inside. FIG. 3(a) and FIG. 4(a) shows \tilde{g}_M and \tilde{g}_s at a single point ($r = 0.05R$ and $\theta = 45^\circ$) as a function of perturbation parameter ϵ . As shown in the figures, just like $l = 1$ case, the ratio \tilde{g}_s/\tilde{g}_M diverges as $\epsilon \rightarrow 0$. It indicates that g_M vanishes faster than g_s in the limit of small ϵ .

In general, the MOND field due to the small perturbation is suppressed compared to g_s , and the aspherical perturbation external to the shell may not influence the internal system as much as one might naively expect.

SHIELDING AND ANTI-SHIELDING EFFECTS

Since the MOND equations are non-linear, it might be expected that changing the mass of the shell while keeping the perturbation term constant would affect the field inside the shell. (In Newtonian dynamics, it does not.) This is indeed the case. Again, we consider a perturbation of the form equation (19) with $l = 1$. Keeping the $\tilde{g}_s = M_s/R^2$ term in equation (19) constant while increasing the mass of the shell from M_s to M_{new} , the potential inside the shell becomes

$$\phi_{new} = -\frac{GM_{new}a_0}{M_{new}} \cos(\theta) \frac{r}{2R} + \frac{6}{56} \frac{r_{new}^2}{R} \frac{r}{R}$$

$$= -\frac{r}{R} \frac{M_{sh}}{M_{new}} \cos(\theta) \frac{r}{2R} + \frac{6}{56} \frac{r_{new}^2}{R} \frac{r}{R} \quad (21)$$

Comparing equation (21) and equation (20), equation (21) is suppressed by the factor of $\frac{M_{sh}}{M_{new}}$. Hence, the field within the shell is reduced by adding more mass to the shell. The perturbed field within the shell is reduced by the spherically symmetric part of mass distribution. This can be thought as a screening effect of the spherical shell. As the spherically symmetric part of the mass distribution becomes more dominant, the perturbed field within the shell is reduced. The field corresponds to equation (21), and is represented by the curve for $R_2 = R$ in FIG. 5. M_{new} can be decomposed into $M_{sh} + M_2$ where M_2 is the spherically symmetric component that has been added.

The situation described in equation (21) can be thought as a special case of a two-shell system where the radius of the first shell R and that of the second shell R_2 coincide. FIG. 5 depicts the general case where the two radii are different. Five curves are plotted corresponding to different radii for the second shell. The horizontal dashed line indicates the MOND field of the first shell with the perturbation when the second shell is not present. In the limit where M_2 vanishes, the field will reduce to this value. From FIG. 5, one can observe that, for a generic value of the inner mass ($M_2 < M_{sh}$), the field is screened regardless of the radius of the second

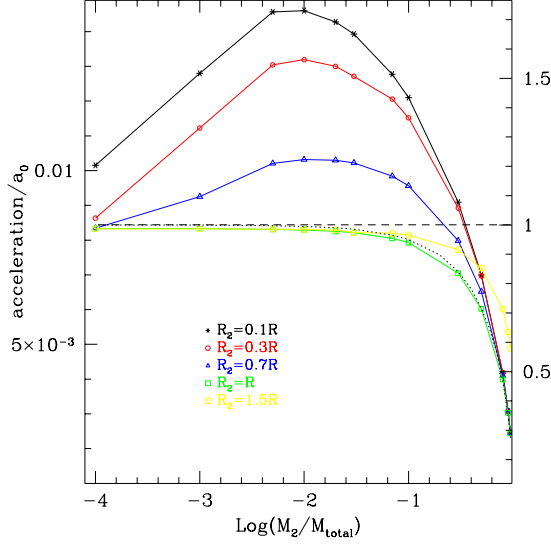


FIG. 5: This figure shows the magnitude of the tidal field at $r = 0.05R$ and $\alpha = 45^\circ$ as a function of $M_2 = M_{\text{total}}$. The mass and the radius of the first shell is fixed at $R = 0.64M_{\text{pc}}$ and $M_{\text{sh}} = 2.0 \times 10^{13}M_{\odot}$. The perturbation given in equation (19) with $l = 1$ and $\epsilon = 0.07$ is put on the first shell. Each curve corresponds to the second shell having a different radius. The horizontal dashed line indicates the MOND tidal field of the single shell system with equivalent mass, radius and perturbation as the first shell. The scale on the right is normalized to this value. The dotted line represents the tidal field corresponds to the perturbative solution of equation (21).

shell. Increasing the mass of the spherically symmetric part of distribution, normally screens the tidal field from the aspherical part of the mass distribution. The screening will be most efficient for the special case when the two shells coincide (i.e. $R = R_2$), and in this case tidal field inside is always suppressed. When $R_2 > R$, the tidal field is again always suppressed. For a given value of M_2 , the suppression factor is less than that of the special case $R = R_2$. The case $R_2 < R$ exhibits a curious feature. The tidal field inside the second shell can be enhanced when $M_2 < M_{\text{sh}}$, this is an anti-screening effect. We also note that this enhancement is larger for $R_2 < R$.

When $M_2 \ll M_{\text{sh}}$ and $R_2 \ll R$, the second shell belongs to the local system while the first shell is the background mass distribution. The local shell then picks up and enhance the perturbations of the background mass distribution.

Finally, we consider the two-shell system with a perturbation other than pure $l = 1$. Specifically, a spherical cap is removed from the first shell with opening angle α , measured from positive z -axis, leaving behind a spherical bowl. The mass density of the bowl is increased so as to keep the total mass of the bowl equal to that of the original full shell. We consider opening angles of 8.2° and 18.6° . A perturbation of this form contains the sum of

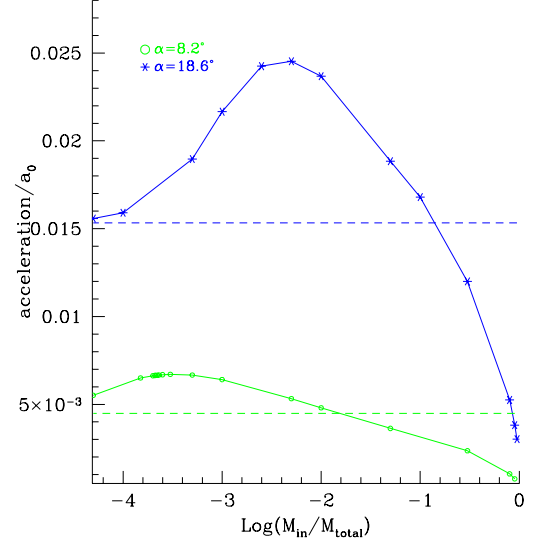


FIG. 6: This figure shows the magnitude of the tidal field at $r = 0.05R$ and $\alpha = 45^\circ$ as a function of M_2 . The radius of the second shell is fixed at $R_2 = 0.3R$. The perturbation on the outer shell is provided by an opening on top of the shell. Two curves are shown for the opening angle of 18.6° (blue) and 8.2° (green). The dashed line indicates the corresponding tidal field without the presence of the inner shell.

Legendre Polynomials up to infinite order.

Although the form of the perturbation is very different, FIG. 6 shows much the same feature as FIG. 5. For $M_2 \ll M_{\text{sh}}$ the tidal field is screened. For larger breaking of the spherical symmetry (larger α), the screening becomes less efficient and it requires more mass for the second shell to suppress the tidal field. For $M_2 \ll M_{\text{sh}}$, the tidal field within the second shell is again enhanced. It might be expected that the enhancement becomes prominent when the generic MOND tidal field of the second shell $\frac{GM_2}{R_2^2} = R_2$ becomes comparable to the tidal field produced by the bowl-only system. For example, for the opening angle of $\alpha = 8.2^\circ$, the bowl produces an average MOND tidal field of $0.0052a_0$ at $r = R_2$. The generic MOND tidal field of the second shell becomes comparable when $\text{Log}[M_2/M_{\text{total}}] = 2.1$. Similarly, for the opening angle of $\alpha = 18.6^\circ$, the MOND tidal field of the second shell becomes comparable at $\text{Log}[M_2/M_{\text{total}}] = 1.6$. These values reasonably estimate the mass when the enhancement starts to become important.

CONCLUDING REMARKS

We have shown, by examining a simple toy system of a shell with a perturbation that the naive MOND equation (10) overestimates the tidal field inside the shell. For a small perturbation on the shell signified by the perturbation parameter ϵ , the tidal field within the shell is of

order and not $\frac{1}{2}$ as predicted by the naive MOND equation. To properly estimate the field within the shell, the jump condition on the surface of the shell has to be taken into account. We have also shown that the field due to the perturbation within the shell can be screened by the spherical distribution of the mass. The screening is strongest if the spherical distribution is positioned near the shell. This contrasts to Newtonian gravity where addition of the spherical distribution does not affect the field configuration within the distribution. Finally, the anti-screening effect is noticed when the small and light shell is added to the system. The enhancement inside the small shell becomes significant when the generic field of the shell $\Phi_{GM a_0=R}$ becomes comparable to the perturbation field near the shell. The enhancement is generally larger for the shell with smaller radius.

Let now suppose that, in the simplest picture, a cluster is modeled by a spherical shell and the external field is produced by an aspherical perturbation on the shell. In order to estimate the magnitude of the external field, one needs to know not only the size of perturbation but also the total mass of the shell. Applying naive MOND equation on this system to estimate the external field would be quite inadequate. If the galaxy can be modeled by a small shell within a large, more dominant shell (a cluster), then the external field within the galaxy is likely to be enhanced. The enhancement depends on the ratio M_{gal}/M_{clu} and the size of the galaxy, but as shown in FIG. 5, it can be of the same size as the external field itself.

ACKNOWLEDGEMENTS

GDS and RM were supported by a grant from the US Department of Energy to the particle astrophysics theory

group at CWRU.

-
- [1] De-Chang Dai, Reijiro Matsuo and Glenn Starkman, arXiv:0811.1565
 - [2] Mordehai Milgrom, *Astrophys. J.* 270: 365–370, 1983
 - [3] Mordehai Milgrom, *Astrophys. J.* 270: 371–383, 1983
 - [4] Mordehai Milgrom, *Astrophys. J.* 270: 384–389, 1983
 - [5] Rafael Brada and Mordehai Milgrom, *Mon. Not. Roy. Astron. Soc.* 276: 453–459, 1995
 - [6] Kent S.M. AJ, 93:816, 1987
 - [7] G.W. Angus, B. Famaey and D.A. Buote *Mon. Not. Roy. Astron. Soc.* 387: 1470–1480, 2008
 - [8] Benoit Famaey and James Binney, *Mon. Not. Roy. Astron. Soc.* 363: 603–608, 2005
 - [9] K. Begeman, A. Broeils and R. Sanders, *Mon. Not. Roy. Astron. Soc.* 249: 523–537, 1991
 - [10] Jacob Bekenstein and Mordehai Milgrom, *Astrophys. J.* 286: 7–14, 1984
 - [11] Mordehai Milgrom, *Astrophys. J.* 302: 617–625, 1986
 - [12] Mordehai Milgrom, *Astrophys. J.* 333: 689, 1988
 - [13] Peter Lindeqvist, Notes on the p-Laplace equation, Report, University of Jyväskylä, Department of Mathematics and Statistics, Jyväskylä, 2006
 - [14] Rouba Borghol and Laurent Veron, Communications in Partial Differential Equations, Volume 32, Issue 6:1001–1015, 2007 arXiv:math/0610016
 - [15] X.Wu, H.S.Zhao, B.Famaey, G.Gentile, O.Tiret, F.Combes, G.W.Angus, A.C.Robin, *Astrophys. J.* 665: L101–L104, 2007
 - [16] B.Famaey, J.P.Bruneton, H.S.Zhao, *Mon. Not. Roy. Astron. Soc.* 377: L79–L82, 2007
 - [17] X.Wu, B.Famaey, G.Gentile, H.Perets, H.S.Zhao *Mon. Not. Roy. Astron. Soc.* 386, Issue 4, 2199–2208