

# Analytic Solution to Clustering Coefficients on Weighted Networks

Yichao Zhang

Department of Computer Science and Technology, Tongji University, 4800 Cao'an Road, 201804, Shanghai, China

Zhongzhi Zhang

School of Computer Science, Fudan University, 200433, Shanghai, China  
Shanghai Key Lab of Intelligent Information Processing, Fudan University, 200433, Shanghai, China

Jihong Guan

E-mail: jhguan@mail.tongji.edu.cn

Department of Computer Science and Technology, Tongji University, 4800 Cao'an Road, 201804, Shanghai, China

Shuigeng Zhou

School of Computer Science, Fudan University, 200433, Shanghai, China  
Shanghai Key Lab of Intelligent Information Processing, Fudan University, 200433, Shanghai, China

**Abstract.** Clustering coefficient is an important topological feature of complex networks. It is, however, an open question to give out its analytic expression on weighted networks yet. Here we applied an extended mean-field approach to investigate clustering coefficients in the typical weighted networks proposed by Barrat, Barthélemy and Vespignani (BBV networks). We provide analytical solutions of this model and find that the local clustering in BBV networks depends on the node degree and strength. Our analysis is well in agreement with results of numerical simulations.

PACS numbers: 89.75.Hc, 89.20.Hh, 89.75.Da

## 1. Introduction

The concept of weight plays an important role in characterizing the features of complex systems in nature, since many different correlations in the real world can be represented by weighted links. In the past decade, as an emerging network dynamics, weight dynamics has attracted a large number of scientific communities [1, 2, 3, 4, 5, 6, 7, 8, 9, 10]. It has been shown that many biological, technological, and social systems are best described by weighted networks, as the nodes interact with each other with varying strength. To describe the variety, a link between two nodes is associated with a weight in the weighted network. The weight of a link can represent different properties for different networks. For a social network, link weight can indicate the intimacy between two individuals [11, 12]; for the Internet, link weight can represent the bandwidth of an optical cable between two routers [13]; for the world-wide aviation network, link weights can reflect the annual volume of passengers traveling between two airports [1]; and for the E. coli metabolic network, link weight can encode the optimal metabolic fluxes between two metabolites [14].

Previous studies have pointed out the importance of the link weight of networks and led to the formulation of a long list of models aimed at incorporating the characteristics in weighted networks [1, 2, 3, 4, 5, 6, 7, 8, 9, 10, 15, 16, 17, 18, 19]. Among these models, the one proposed by Barrat, Barthélemy and Vespignani (BBV) [1, 19, 20] has been deemed to be the pioneer and classic work by most physics communities. The main contribution of their work can be ascribed to two aspects: a new strength-driven preferential attachment mechanism; local weight and strength rearrangements for a new link. The results of this model represent many behaviors observed empirically in real-world networks, e.g., link weight-degree correlation, node strength-degree correlation, and scale-free topology.

Currently, a primary purpose of the study of complex networks is to understand how their dynamical behaviors are influenced by underlying geometrical and topological properties [21, 22]. Among many fundamental structural characteristics [23], clustering coefficient, also known as transitivity, is an important topological feature of complex networks, generating considerable attention. In the sociological literature, for example, it is referred to as the "network density". For node  $i$  with  $k_i$  links,  $C_i$  denote the fraction of these allowable edges that actually exist. The local clustering coefficient for the whole system is given as the average of  $C_i$  for each vertex [24]. As is known, average local clustering coefficient is one of the two key criteria to judge whether a network or a complex system possess the small-world property. Most previous related studies have been confined to numerical methods, which is, however, prohibitively difficult for large networks because of the limit of time and memory. Hence, there is a need to give out an analytical solution of the clustering coefficient toward providing useful insights into topological structures of complex networks.

Despite the necessity, to the best of our knowledge, the rigorous computation for the clustering coefficient of BBV model has not been addressed, contrasting

sharply with the successes in other network properties such as degree, weight and strength distribution [19]. To fill this gap, in this present paper we investigate this interesting quantity analytically. We derive an exact formula for the clustering coefficient characterizing the BBV model. The analytic method we adopt in the work, is an extended mean field approach. The obtained precise result shows that the average local clustering coefficient of BBV network has a power-law decrease with the number of nodes. To some extent, our research opens a way to theoretically study the clustering coefficient of neutral or nonassortative mixing [25] weighted networks on the one hand. On the other hand, our exact solution may give insight different from that ordered by the approximate solution of numerical simulation.

## 2. Introduction to the model

The BBV network starts from an initial seed of  $N_0$  vertices fully connected by links with assigned weight  $w_0$ . A new vertex  $n$  is added at each time step. This new site is connected to  $m$  previously existing vertices (i.e., each new vertex will have initially exactly  $m$  edges, all with equal weight  $w_0$ ), choosing preferentially sites with large strength; i.e., a node  $i$  is chosen according to the probability

$$p_{n \rightarrow i} = \frac{s_i}{\sum_v s_v} : \quad (1)$$

where  $s_i$  is the strength of the node  $i$ , defined as  $s_i = \sum_j w_{ij}$ . The weight of each new link  $L_{ij}$ , is initially set to a given value  $w_0$ . The creation of this edge will introduce a local variations of the edge weight  $w_{ij} \rightarrow w_{ij} + \delta w_{ij}$ , in which node  $j$  is one of node  $i$ 's neighbors and node strength of node  $s_j \rightarrow s_j + \delta s_j$ , where this perturbation is proportionally distributed among the edges according to their weights.

$$\delta w_{ij} = \delta s_i \frac{w_{ij}}{s_i} : \quad (2)$$

Simultaneously, this rule yields a total strength increase for node  $i$  of  $\delta s_i + w_0$ , implying that  $s_i \rightarrow s_i + \delta s_i + w_0$ . In this paper, we focus on the case of homogeneous coupling with  $\delta s_i = \delta s_j = \text{const}$  and equivalently set  $w_0 = 1$ . After the weights and strengths have been updated, the growth process is iterated by introducing a new vertex, until the desired size of the network is reached.

In BBV networks, the dynamical process for  $s_i$  and  $k_i$  can thus be described by the following evolution:

$$\frac{ds_i}{dt} = m \frac{s_i(t)}{\sum_v s_v} (1 + \delta) + \sum_{j \in \mathcal{N}_i} \delta s_j \frac{s_i(t)}{\sum_v s_v} \frac{w_{ij}(t)}{s_j(t)} ; \quad (3)$$

$$\frac{dk_i}{dt} = m \frac{s_i(t)}{\sum_v s_v} : \quad (4)$$

Note that  $\sum_{j \in \mathcal{N}_i} \delta s_j$  runs over the nearest neighbors of the node  $i$ . Solving these two equations with initial conditions  $k_i(t_i) = s_i(t_i) = m$ , one can have

$$s_i = m \frac{t^{\frac{2+\delta}{2+\delta}}}{t_i} \quad (5)$$

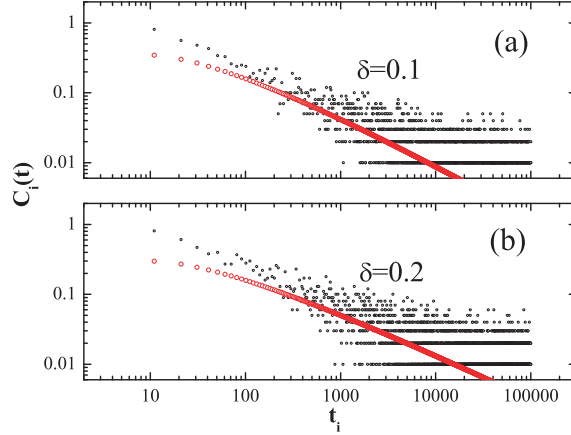


Figure 1. (Color online) The initial value of the local clustering coefficient  $C_i(t_i)$  for (a)  $\delta=0.1$  and (b)  $\delta=0.2$ , (averaged over 10 BBV networks). Red circles show the analytical solutions given by Eq. (20). Note that the  $C_i(t)$  axis is nonlinear.

[19], and

$$k_i = \frac{s_i + 2m}{2 + 1} : \quad (6)$$

After introducing the BBV model, we now investigate analytically the clustering coefficient of all the nodes in the BBV networks. As is known, like BA networks, the clustering coefficient in BBV networks rapidly decreases with the network size  $t$ . In the previous studies, researchers give out numerical calculations to show this mechanism while we will offer an exact solution to explain it in what follows.

### 3. Analytical expression to clustering coefficients of the model

Before introducing the way to calculate the clustering coefficient, it is necessary to build up a conception, 'what is neutral weighted networks', at first.

In networks, the degree of a node is defined as the number of links the node has. A relevant topological property is the degree-degree correlation, or so-called assortative mixing. It is defined as a preference for high-degree vertices to attach to other high-degree vertices and vice versa [25, 26]. By contrast, disassortative mixing is defined as a preference for high degree vertices preferentially connect with low degree ones and vice versa. However, a network with neutral degree correlation means neither assortative nor disassortative. A random network, where links are randomly connected between nodes, is an example of neutral networks.

Along with the degree correlations, we introduce the weighted degree correlations [1], defined as

$$k_{nn,i}^w = \frac{1}{s_i} \sum_{j=1}^N a_{ij} w_{ij} k_j : \quad (7)$$

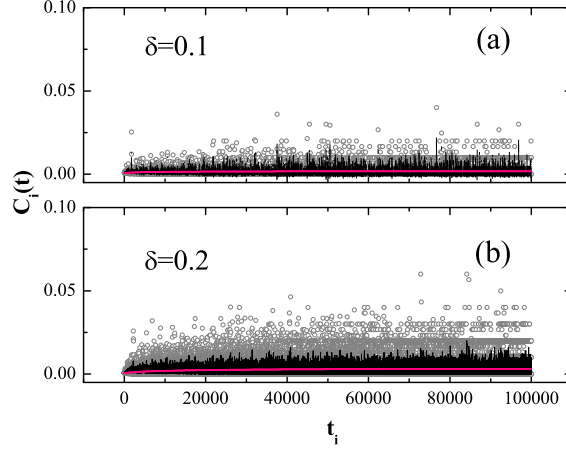


Figure 2. (Color online) The local clustering coefficient  $C_i(t)$  as a function  $t_i$  for (a)  $\delta = 0.1$  and (b)  $\delta = 0.2$ . Results are obtained by numerical simulations on BBV networks (averaged over 10 networks). Peachblow lines show the analytical solutions given by equation (19), and black curves are the smoothed data of simulation data (gray circles).

The  $k_{nn,i}^w$  thus measures the effective ability to connect with high- or low-degree neighbors according to the magnitude of the actual interactions. As well, the behavior of the function  $k_{nn}^w(k)$  marks the weighted assortative or disassortative properties. When  $k_{nn}^w(k)$  increases with  $k$ , it means that nodes have a tendency to connect to nodes with a similar or larger degree. In this case the network is defined as assortative. In contrast, if  $k_{nn}^w(k)$  is decreasing with  $k$ , which implies that nodes of large degree are likely to have near neighbors with small degree, then the network is said to be disassortative. Naturally, if correlations are absent, it can be ascribed to weighted neutral networks.

Of particular interest is the BBV model mentioned in section 2 can give rise to neutral networks, for small  $\delta$  [19]. However, for increasing  $\delta$ , the disassortative character and a power-law behavior of  $k_{nn}(k)$  emerge. Fortunately, their weighted assortativity  $k_{nn}^w(k)$  is a constant, that is, they belong to weighted neutral networks. In this case, we redefine the linking probability of node  $i$  and  $j$ ,

$$p_{ij} = \frac{p_{S_j S_i}}{v S_v} = \frac{S_j S_i}{2m(1 + \delta)W_{ij}}; \quad (8)$$

for the sake of extending the mean field method to this particular network for large  $\delta$ .

In a BBV network, consider consequently a certain node  $i$  at time step  $t$ . Note that we only consider the case  $m > 1$  in that the BBV network is close to tree-like networks when  $m = 1$ . As is known to us all, for a tree network, the clustering coefficient in the network is equal to zero. By the definition [24], the clustering coefficient  $C_i$  depends on two variables  $E_i$  and  $k_i$ . Its definition is  $C_i = \frac{2E_i}{k_i(k_i - 1)}$ ; where  $E_i$  is the number of links between the  $k_i$  neighbors of  $i$ .

Since in the BBV model only new nodes may create links, the coefficient  $C_i$  changes only when its degree  $k_i$  changes, i.e., when new nodes create connections to  $i$  and  $x \geq 0$ ;  $m-1$  of its nearest neighbors. The appropriate equation for changes of  $C_i$  is then

$$\frac{dC_i}{dt} = \sum_{x=0}^{m-1} p_{ix} C_{ix}; \quad (9)$$

where  $C_{ix}$  denotes the change of the clustering coefficient when a new node connects to the node  $i$  and to  $x$  of its first neighbors as well, whereas  $p_{ix}$  describes the probability of this event.

Notice that, in the equation (9),  $C_{ix}$  represents the difference between clustering coefficients of the same node  $i$  calculated after and before a new node attachment

$$C_{ix} = \frac{2(E_i + x)}{k_i(k_i + 1)} - \frac{2E_i}{k_i(k_i - 1)} = \frac{2x}{k_i(k_i + 1)} - \frac{2C_i}{k_i + 1}; \quad (10)$$

where  $C_{ix} > 0$ . Also, the equation (10) gives out the restricted region of our method. The probability  $p_{ix}$  is a product of two factors.

$$p_{ix} = \frac{S_i}{\sum_v S_v} \cdot \frac{m-1}{x} P^x (1-P)^{m-1-x}; \quad (11)$$

The first factor is the probability of a new link to end up in  $i$ , which is given by equation (1). The second one is the probability that  $x$  among the rest of  $(m-1)$  new links connect to the nearest neighbors of  $i$ . It is equivalent to the probability that  $(m-1)$  Bernoulli trials with the probability  $P$  for  $x$  successes. So that,

$$P = \frac{\sum_{j=1}^{m-1} \frac{S_j}{\sum_v S_v}}{2m(1+t)} = \frac{\sum_{j=1}^{m-1} S_j}{2m(1+t)t}; \quad (12)$$

Replacing the sum  $\sum_{j=1}^{m-1} S_j$  by an integral, one obtains

$$\sum_{j=1}^{m-1} S_j = \int_0^t \sum_{j=1}^{m-1} S_j p_{ij} dt_j; \quad (13)$$

where,

$$p_{ij} = \frac{S_i S_j}{\sum_v S_v W_{ij}} = \frac{S_i S_j}{2m(1+t)W_{ij}}; \quad (14)$$

in which  $W_{ij}$  is the weight of the link  $L_{ij}$ . In BBV networks,

$$W_{ij}(t) = \frac{t}{t_{ij}^{1+\alpha}}; \quad (15)$$

where  $t_{ij} = \max(i, j)$ . Hence, using the equation (13) and one can find the probability

$$P = \frac{m t^{\frac{4}{2+\alpha}}}{4(1+t)} \cdot i^{\frac{4+\alpha}{2+\alpha}} \cdot \frac{i^{\frac{6+\alpha}{2+\alpha}}}{2} \cdot \frac{t^{\frac{2+\alpha}{2+\alpha}} i^{\frac{2+\alpha}{2+\alpha}}}{2} : \quad (16)$$

Now, inserting equation (5), (6), (10) and (11) into equation (9) one can obtain

$$\begin{aligned} \frac{dC_i}{dt} + \frac{m(2 + 1)t_i^{\frac{1}{2+2}}C_i}{(1 + ) [m t_i^{\frac{2+1}{2+2}} + (2m + 2 + 1)t_i^{\frac{2+1}{2+2}}]} \\ = \frac{t_i^{\frac{3}{2+2}}}{2( + 1)^2} - \frac{m(m - 1)(2 + 1)}{m t_i^{\frac{2+1}{2+2}} + (2m + 2 + 1)t_i^{\frac{2+1}{2+2}}} : \end{aligned} \quad (17)$$

In the derivation process, we simplify

$$\frac{m t_i^{\frac{2+1}{2+2}} + (2m + 2 + 1)t_i^{\frac{2+1}{2+2}}}{m t_i^{\frac{2+1}{2+2}} + 2m t_i^{\frac{2+1}{2+2}}} = 1 \quad (18)$$

to make the analytical integral easily executed. Solving the equation for  $C_i$  one gets

$$\begin{aligned} C_i(t) = \frac{m t_i^{\frac{2+1}{2+2}} + (2m + 2 + 1)t_i^{\frac{2+1}{2+2}}}{2} \\ + \frac{m^2}{4(1 + )^2} \left[ \frac{2t_i^{\frac{3}{2+1}}}{6} - \frac{t_i^{\frac{3}{2+1}}}{6} + \frac{6t_i^{\frac{1}{2+1}}}{5} \right] ; \end{aligned} \quad (19)$$

where  $B_i$  is an integration constant for the node  $i$  and determined by the initial condition  $C_i(t_i)$  that describes the clustering coefficient of the node  $i$  exactly at the moment of its attachment  $t_i$ . Note that  $C_{ix} > 0$  in equation (10), we have  $\frac{1}{k_i} > C_i$ . Thus, in this article, it is worth noticing that has to be confined in the region  $[0; 1=4)$ . The restriction is given by our approximation in equation (18). We believe this drawback will be addressed in future work.

To clarify the calculation of  $C_i(t_i)$ , we show another form of the definition of  $C_i$  [22, 24],

$$C_i = \frac{\text{number of triangles connected to vertex } i}{\text{number of triples centered on vertex } i} :$$

It can be rewritten as

$$C_i(t_i) = \frac{\sum_j \sum_v p_{ij} p_{iv} p_{jv}}{2 \binom{m}{2}} = \frac{m^2 - 1 - t_i^{\frac{2}{2+1}} - 1 - t_i^{\frac{2}{2+1}} - t_i^{\frac{1}{2+1}}}{16(m - 1)( + 1)^2} : \quad (20)$$

Figure 1 shows the prediction of the equation (20) in comparison with numerical results. For small values of  $t_i$  the numerical data differ from the theory significantly. This incongruity is caused by the formula for the probability of a connection  $p_{ij}$  in equation (8) used three times in equation (20), which holds only in the asymptotic region  $t_i \rightarrow 1$ .

Taking into account the initial condition  $C_i(t_i)$  from equation (20), one can obtain  $B_i$  of a given node  $i$

$$\begin{aligned} B_i = \frac{m^2(2m + 2 + m + 1)^2 - 1 - t_i^{\frac{2}{2+1}} - 1 - t_i^{\frac{2}{2+1}} - t_i^{\frac{3}{2+1}}}{16(m - 1)( + 1)^2} \\ - \frac{m^2}{4(1 + )^2} \left[ \frac{t_i^{\frac{2}{2+1}}}{3} - \frac{7t_i^{\frac{1}{2+1}}}{6} \right] A : \end{aligned} \quad (21)$$

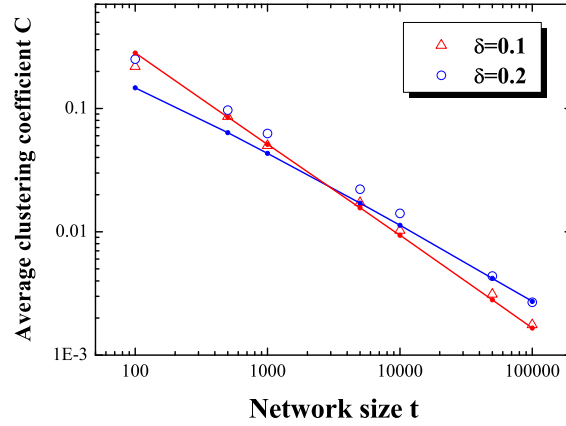


Figure 3. (Color online) The clustering coefficient  $C$  of a whole BBV network as a function of the network size  $t$  for different values of the  $\delta$ . Results are obtained by numerical simulations on BBV networks (averaged over 10 networks). The solid lines are numerical solutions given by equation (22).

To obtain the average clustering coefficient  $C$  of the whole network, the expression equation (21) has to be averaged over all nodes within a network. Admittedly, it is difficult to find an exact analytic result of  $C$  uniformly but we can give out numerical solutions of BBV networks by the definition

$$C = \frac{\sum_i^P C_i(t)}{t} : \quad (22)$$

In the figure (3), one can easily find out that both the numerical and theoretical results exhibit a power-law decay as the size of networks growing. Hence, when  $t$  tends to infinity,  $C$  is getting close to zero. As shown in the figure, the power-law exponent depends on the tunable parameter  $\delta$ . For large  $\delta$ , the decreasing velocity is relatively slow.



#### 4. Conclusion

To sum up, the clustering coefficient in complex systems is an important topological feature of complex systems. It has a profound impact on a variety of crucial fields, such as epidemic processes, network resilience and finding community structure, to name but a few. In this paper, we have derived analytically the solution for the clustering coefficient of the Barrat et al.'s model [19] which has been attracting much research interest. We found that the average clustering coefficient decays with the size of networks growing, following a power-law. Our analytical technique could guide and shed light on related studies for weighted networks by providing a paradigm for calculating the clustering coefficient.

#### References

- [1] A. Barrat, M. Barthélemy, R. Pastor-Satorras, and A. Vespignani, *Proc. Natl. Acad. Sci. U.S.A.* **101**, 3747 (2004).
- [2] K. Börner, S. Sanyal, and A. Vespignani, *Ann. Rev. Inf. Sci. Tech.* **41**, 537 (2007).
- [3] W. X. Wang, B. H. Wang, B. Hu, G. Yan, and Q. Ou, *Phys. Rev. Lett.* **94**, 188702 (2005).
- [4] Z. X. Wu, X. J. Xu, and Y. H. Wang, *Phys. Rev. E* **71**, 066124 (2005).
- [5] K. I. Goh, B. Kahng, and D. Kim, *Phys. Rev. E* **72**, 017103 (2005).
- [6] G. Mukherjee and S. S. Manna, *Phys. Rev. E* **74**, 036111 (2006).
- [7] C. C. Leung, H. F. Chau, *Physica A* **378**, 591 (2007).
- [8] Y. B. Xie, W. X. Wang, and B. H. Wang, *Phys. Rev. E* **75**, 026111 (2007).
- [9] W. X. Wang, B. Hu, T. Zhou, B. H. Wang, and Y. B. Xie, *Phys. Rev. E* **72**, 046140 (2005).
- [10] W. X. Wang, B. Hu, B. H. Wang, and G. Yan, *Phys. Rev. E* **73**, 016133 (2005).
- [11] M. E. J. Newman, *Proc. Natl. Acad. Sci. U.S.A.* **98**, 404 (2001).
- [12] M. E. J. Newman, *Phys. Rev. E* **64**, 016131 (2001).
- [13] R. Albert, H. Jeong, and A.-L. Barabási, *Nature* **401**, 130 (1999).
- [14] E. A. M. Aas, B. Kovacs, Z. N. Oltval, and A.-L. Barabási, *Nature* **427**, 839 (2004).
- [15] T. Antal and P. L. Krapivsky, *Phys. Rev. E* **71**, 026103 (2005).
- [16] P. V. M. Ieghem and S. M. M. Agdalena, *Phys. Rev. E* **72**, 056138 (2005).
- [17] T. Kalisky, S. Sreenivasan, L. A. Braunstein, S. V. Buldyrev, S. Havlin, and H. E. Stanley, *Phys. Rev. E* **73**, 025103 (2006).
- [18] Z. Pan, X. Li, and X. Wang, *Phys. Rev. E* **73**, 056109 (2006).
- [19] A. Barrat, M. Barthélemy, and A. Vespignani, *Phys. Rev. E* **70**, 066149 (2004).
- [20] A. Barrat, M. Barthélemy, and A. Vespignani, *Phys. Rev. Lett.* **92**, 228701 (2004).
- [21] S. Boccaletti, V. Latora, Y. Moreno, M. Chavez, and D. U. Hwang, *Physics Report* **424**, 175 (2006).
- [22] M. E. J. Newman, *SIAM Rev.* **45**, 167 (2003).
- [23] L. da F. Costa, F. A. Rodrigues, G. Travieso, and P. R. V. Boas, *Adv. Phys.* **56**, 167 (2007).
- [24] D. J. Watts and S. H. Strogatz, *Nature (London)* **393**, 440 (1998).
- [25] M. E. J. Newman, *Phys. Rev. Lett.* **89**, 20 (2002).
- [26] M. E. J. Newman, *Phys. Rev. E* **67**, 026126 (2003).