

Non-equilibrium ionization states in galaxy clusters.

D. A. Prokhorov^{1,2,3}

¹ UPMC Université Paris 06, UMR 7095, Institut d'Astrophysique de Paris, F-75014, Paris, France

² CNRS, UMR 7095, Institut d'Astrophysique de Paris, F-75014, Paris, France

³ Korea Astronomy and Space Science Institute, 61-1 Hwaam-dong, Yuseong-gu, Daejeon 205-348, Korea

Accepted . Received ; Draft printed: February 7, 2022

ABSTRACT

Context. X-ray imaging observatories have revealed hydrodynamic structures with linear scales ~ 10 kpc in clusters of galaxies, such as shock waves in the 1E0657-56 and A520 galaxy clusters and the hot plasma bubble in the MKW 3s cluster. The future X-ray observatory IXO will resolve for the first time the metal distribution in galaxy clusters at these scales.

Aims. Heating of plasmas by shocks and AGN activities can result in non-equilibrium ionization states of metal ions. We study the effect of the non-equilibrium ionization at linear scales $\lesssim 50$ kpc in galaxy clusters.

Methods. A condition for non-equilibrium ionization is derived by comparing the ionization time-scale with the age of hydrodynamic structures. Modeling of non-equilibrium ionization when the plasma temperature suddenly changes is performed. An analysis of relaxation processes of the FeXXV and FeXXVI ions by means of eigenvectors of the transition matrix is given.

Results. We conclude that the non-equilibrium ionization of iron can occur in galaxy clusters if the baryonic overdensity δ is smaller than $11.0/\tau$, where $\tau \ll 1$ is the ratio of the hydrodynamic structure age to the Hubble time. Our modeling indicates that the emissivity in the helium-like emission lines of iron increases as a result of deviation from the ionization equilibrium. A slow process of helium-like ionic fraction relaxation was analyzed. A new way to determine a shock velocity is proposed.

Key words. Galaxies: clusters: general; Atomic processes; Shock waves

1. Introduction

Clusters of galaxies are gravitationally bound structures of mass $\sim 10^{14} - 10^{15} M_{\odot}$ and size $\sim 1 - 3$ Mpc (for a review, see Kaastra et al. 2008). Their mass budget consists of dark matter ($\approx 80\%$), hot diffuse intracluster plasma ($\lesssim 20\%$) and a small fraction of other components such as stars and dust. The mean baryonic overdensity in galaxy clusters equal to $\delta = n_H/\bar{n}_H \approx 200$, where n_H and \bar{n}_H are the mean hydrogen densities in galaxy clusters and in the Universe, respectively.

Many chemical elements reside in galaxy clusters. The plasma temperatures $kT \approx 3 - 10$ keV in galaxy clusters are close to the values of the K-shell ionization potentials of heavy elements ($I_Z = Z^2 R_y$, where Z is the atomic number and R_y the Rydberg constant). Emission lines from heavy elements were detected by X-ray telescopes from galaxy clusters. The current instruments (XMM-Newton, Chandra and Suzaku) have largely enhanced our knowledge on the chemical abundances of many elements. Metal abundances around 0.3 in Solar Units of Anders & Grevesse (1989) were derived under the assumptions of collisional ionization equilibrium (for a review, Werner et al. 2008).

Non-equilibrium processes such as non-equilibrium ionization and relaxation of the ion and electron temperatures are usually taken into account only in the outskirts of galaxy clusters and in the warm hot intergalactic medium (WHIM) where baryonic overdensity δ is less than 200 (e.g. Yoshikawa & Sasaki 2006; Prokhorov 2008). However, we show that non-equilibrium ionization can also be produced as the result of merging processes and AGN activity in galaxy clusters where the baryonic overdensity $\delta \gtrsim 1000$.

Evidences for merging processes of galaxy clusters and AGN activity, such as shocks and hot plasma bubbles, were revealed by means of Chandra high-resolution observations. For example, strong shocks in the 1E0657-56 and A520 galaxy clusters propagating with a velocity of 4700 km/s and 2300 km/s, respectively, were derived by Markevitch et al. (2002) and Markevitch et al. (2005). The corresponding Mach numbers of the shocks are 3.0 and 2.1. Hot plasmas inside bubbles arising from AGN activity were detected in galaxy clusters (e.g. Mazzotta et al. 2002). Heating of plasmas produced by shocks or AGNs can result in a non-equilibrium ionization state.

In this paper we study the effect of non-equilibrium ionization near merger shock fronts and in hot plasma bubbles. We give a theoretical analysis of collisional non-equilibrium ionization in Sect. 2. We show numerically the importance of this effect in galaxy clusters in Sect. 3. We analyze helium-like and hydrogen-like non-equilibrium ionization states by means of eigenvectors of the transition matrix in Sect. 4. A new approach to determine the value of the shock velocity is considered in Sect. 5 and our results are discussed in Sect. 6.

2. A condition for non-equilibrium ionization.

Non-equilibrium ionization is often assumed in supernova remnants (e.g. Gronenschild & Mewe 1982, Masai 1994) and may be important in the WHIM (Yoshikawa & Sasaki 2006). The non-equilibrium ionization state in the linked region between the Abell 399 and Abell 401 clusters was also studied by Akahori & Yoshikawa (2008). We are going to show that non-equilibrium ionization can occur not only in the outskirts of galaxy clusters but also in galaxy clusters, in which merging processes and AGN activity play a role. We derive here a condition

on the baryonic overdensity for deviation from collisional ionization equilibrium, by comparing the ionization time-scale with the age of hydrodynamic structures.

The number of collisions between electrons and an ion resulting in electron impact ionization per unit time is $\nu = \sigma_{\text{ion}} v_{\text{thr}} \tilde{n}$, where σ_{ion} is the characteristic value of the ionization cross-section, v_{thr} corresponds to the threshold velocity (energy) of the ionization process, and \tilde{n} is the number density of electrons which have sufficient energy for electron impact ionization. The ionization time-scale is given by $t_{\text{ion}} = 1/\nu$, and therefore

$$t_{\text{ion}} = \frac{1}{\sigma_{\text{ion}} v_{\text{thr}} \tilde{n}}. \quad (1)$$

As it was noted by Yoshikawa & Sasaki (2006) and Akahori & Yoshikawa (2008), helium-like and hydrogen-like ions are interesting for the analysis of non-equilibrium ionization. Therefore, electron impact ionization of a helium-like ion will be considered in this section as a physically important case (a consideration of hydrogen-like ions is analogous).

For helium-like ions the characteristic value of the ionization cross-section is approximately (see Bazylev & Chibisov 1981)

$$\sigma_{\text{ion}}^{\text{He}} \approx \frac{2\pi a_0^2}{Z^4} \quad (2)$$

where $a_0 = \hbar^2/m_e e^2$ is the Bohr radius, Z is the atomic number.

Since the ionization potential of a He-like ion is approximately $I_Z \approx Z^2 m_e e^4 \hbar^{-2} / 2^1$, the electron threshold velocity $v_{\text{thr}} = \sqrt{2I_Z/m_e}$ can be approximated as

$$v_{\text{thr}} \approx Z \frac{e^2}{\hbar}. \quad (3)$$

The number density of electrons with energies higher than the ionization potential of a He-like ion is

$$\tilde{n} = n_0 \int_{p_{\text{thr}}}^{\infty} x^2 f_M(x) dx \quad (4)$$

where n_0 is the plasma number density, $p_{\text{thr}} = \sqrt{2I_Z/kT}$ is the dimensionless threshold momentum and $f_M(x) = \sqrt{2/\pi} \times \exp(-x^2/2)$ is the Maxwellian distribution.

If the dimensionless threshold momentum $p_{\text{thr}} \gtrsim 1$ then a simplified form of Eq. (4) is given by

$$\tilde{n} \approx \frac{2}{\sqrt{\pi}} n_0 \exp\left(-\frac{I_Z}{kT}\right) \sqrt{\frac{I_Z}{kT}} \quad (5)$$

Using Eqs. (2), (3) and (5) we rewrite Eq. (1) as

$$t_{\text{ion}} \approx \frac{1}{4\sqrt{\pi}} \frac{Z^2 m_e^{3/2} \sqrt{kT}}{n_0 \hbar^2} \exp\left(\frac{I_Z}{kT}\right) \quad (6)$$

It is most convenient to write the plasma number density in terms of the baryonic overdensity $n_0 = \delta \Omega_b \rho_{\text{crit}} / m_p$, where the critical density is $\rho_{\text{crit}} = 3H_0^2 / (8\pi G)$, and to denote the ratio of the thermal energy kT and the ionization potential by $\lambda = kT/I_Z$. Thus,

$$t_{\text{ion}} \approx \frac{2\sqrt{\pi}}{3\sqrt{2}} \frac{Z^3 m_e^2 m_p e^2 G}{\hbar^3 H_0^2 \Omega_b} \frac{\Phi(\lambda)}{\delta} \quad (7)$$

¹ The exact value of the ionized potential of a He-like ions is obtained by changing Z with $Z_{\text{eff}} = Z - 5/16$. We consider the case $Z \gg 1$ and, therefore, the approximative value is sufficient.

where $\Phi(\lambda) = \sqrt{\lambda} \exp(1/\lambda)$.

Ionization states will be non-equilibrium if the ionization time-scale t_{ion} is longer than the hydrodynamic structure age $t = \tau H_0^{-1}$, i.e. $t_{\text{ion}} > \tau H_0^{-1}$. This condition is equivalent to the inequality

$$\delta \lesssim \frac{2\sqrt{\pi} Z^3 m_e^2 m_p e^2 G}{3\sqrt{2} \hbar^3 H_0 \Omega_b} \frac{\Phi(\lambda)}{\tau}. \quad (8)$$

In an important case of the iron ions ($Z=26$), the numerical value of the first dimensionless term on the right-hand side of Eq. (8) is

$$\frac{2\sqrt{\pi} Z^3 m_e^2 m_p e^2 G}{3\sqrt{2} \hbar^3 H_0 \Omega_b} \approx 2.4 \quad (9)$$

and, therefore,

$$\delta \lesssim 2.4 \frac{\Phi(\lambda)}{\tau}. \quad (10)$$

In rich galaxy clusters with plasma temperature of $kT_{\text{pl}} \approx 5$ keV, the value of the function $\Phi(kT_{\text{pl}}/I_Z)$ is ≈ 4.6 . Therefore, in this case we find $\delta \lesssim 11.0/\tau$ and conclude that, if the hydrodynamic structure age is of order $10^7 - 10^8$ years (i.e. τ lies in the range $6.6 \times 10^{-4} < \tau < 6.6 \times 10^{-3}$) then non-equilibrium ionization occurs in galaxy clusters where the baryonic overdensity $\delta \approx 1000$ (see Eq. 8).

Mazzotta et al. (2002) have estimated the age of a hot plasma bubble of diameter ~ 50 kpc to be $t \approx 2.7 \times 10^7$ yr, which is much shorter than the age of the MKW 3s cluster. In the 1E0657-56 and A520 clusters the downstream velocities of the shocked gas flowing away from the shock are 1600 km s^{-1} and 1000 km s^{-1} (Markevitch et al. 2002, Markevitch et al. 2005), therefore the shocked gas covers a distance 50 kpc in times 3.1×10^7 and 4.7×10^7 yrs respectively. Thus, in light of the above conclusion non-equilibrium ionization can occur at linear scales $\lesssim 50$ kpc in galaxy clusters in which merging processes and AGN activity present.

3. Modeling of non-equilibrium ionization.

Non-equilibrium ionization occurs when the physical conditions of the plasma, such as the temperature, suddenly change. Shocks, for example, can lead to an almost instantaneous rise in temperature and to a deviation from ionization equilibrium. However, it takes some time for the plasma to respond to an instantaneous temperature change, as the ionization balance is recovered by collisions.

In this section we consider the following situation: the plasma temperature instantaneously increases from $kT_1 = 3.4$ keV to $kT_2 = 10.0$ keV. Such a temperature change may correspond to a temperature jump at a shock with a Mach number $M = 2.6$ or to plasma heating by AGN activity. We assume that the age of the hot plasma region is 3×10^7 yr and the baryonic overdensity is $\delta = 4000$ which corresponds to the plasma number density in the post-shock region in the A520 cluster (see Fig. 2b of Markevitch et al. 2005). Following Markevitch (2006) we assume that the electron and ion temperatures are equal.

At the temperature $kT_1 = 3.4$ keV the ionic fractions of Li-like, He-like and H-like ions of Fe relative to the total Fe abundance are $\approx 12\%$, $\approx 77\%$, and $\approx 9\%$ respectively. Therefore we consider below four iron-ion-states Fe(+23), Fe(+24), Fe(+25)

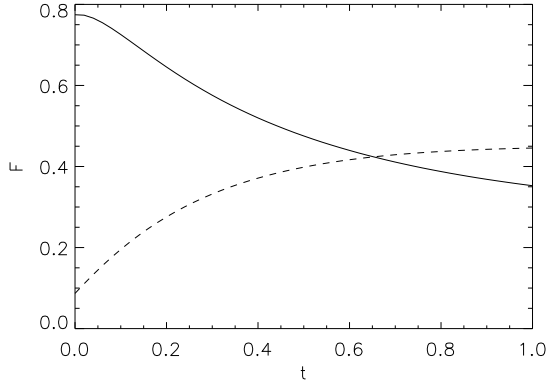


Fig. 1. Dependence of the He-like (solid line) and H-like (dashed line) ionic fractions of iron on the dimensionless time $t/(3 \times 10^7 \text{ yr})$.

and Fe(+26). In the case the collisional ionization rate equation for each element is written as

$$\frac{d}{n_0 dt} \mathbf{n} = \begin{pmatrix} -I_{+23} & R_{+24} & 0 & 0 \\ I_{+23} & -I_{+24} - R_{+24} & R_{+25} & 0 \\ 0 & I_{+24} & -I_{+25} - R_{+25} & R_{+26} \\ 0 & 0 & I_{+25} & -R_{+26} \end{pmatrix} \mathbf{n} \quad (11)$$

where \mathbf{n} is the vector with four components $(n_{+23}, n_{+24}, n_{+25}, n_{+26})$, normalized such that $\sum_{i=23}^{26} n_{+i} = 1$, which correspond to the four iron-ion-states mentioned above, I_{+z} and R_{+z} represent the rate coefficients for ionization and recombination from an ion of charge z to charges $z+1$ and $z-1$, respectively. All the coefficients necessary to calculate the direct ionization cross sections are taken from Arnaud & Rothenflug (1985), the radiative recombination rates are taken from Verner & Ferland (1996), and the dielectronic recombination rates are taken from Mazzotta et al. (1998). To solve the system of equations (11) we use the fourth order Runge-Kutta method.

The time-dependence of the He-like and H-like ionic fractions of iron is shown in Fig. 1.

At the temperature $kT_2 = 10.0 \text{ keV}$ the equilibrium ionic fractions of He-like and H-like ions of iron are $\approx 27\%$ and $\approx 45\%$ respectively. Therefore, the He-like ionic fraction which equals 35% at time $3 \times 10^7 \text{ yr}$ does not reach its equilibrium value and non-equilibrium ionization occurs. However, the H-like ionic fraction almost reaches its equilibrium value at time $3 \times 10^7 \text{ yr}$.

We now show that the effect of non-equilibrium ionization on the helium-like emission lines of iron can be significant and that non-equilibrium ionization leads to the increase of volume emissivity in the helium-like spectral lines.

The helium-like volume emissivity for a chemical element of atomic number Z is given by

$$\epsilon_Z = n_e n_H A_Z \times (n_{+(Z-2)} Q_{+(Z-2)} + n_{+(Z-1)} \alpha_{+(Z-1)}) \quad (12)$$

where n_e is the electron number density, n_H is the hydrogen number density, A_Z is the abundance of the considered chemical element, $n_{+(Z-2)}$ and $n_{+(Z-1)}$ are the ionic fractions of helium-like and hydrogen-like ions respectively, $Q_{+(Z-2)}$ is the impact excitation rate coefficient and $\alpha_{+(Z-1)}$ is the rate coefficient for the contribution from radiative recombination to the spectral lines. Excitation rate coefficients are taken from Prokhorov et al.

(2009). Let us note the reduced volume emissivity in the iron helium-like emission lines as

$$U = \frac{\epsilon_{Z=26}}{n_e n_H A_Z \Gamma} \quad (13)$$

where $\Gamma = Z^{-4} \pi a_0^2 \sqrt{I_Z/m_e}$ corresponds to the characteristic rate coefficient value (see also Prokhorov 2009).

In Fig. 2 the reduced emissivity U when the ionic fractions are in ionization equilibrium is shown in the range of temperatures between 3.5 keV and 11 keV.

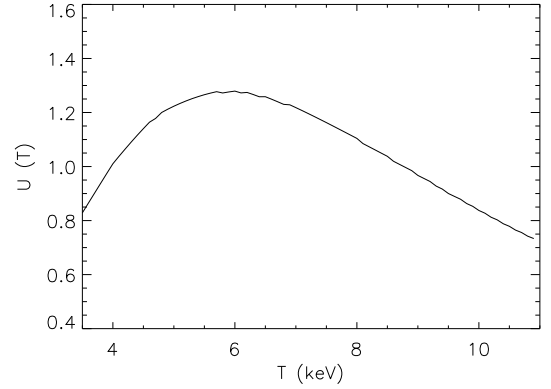


Fig. 2. Dependence of the equilibrium reduced iron volume emissivity in the helium-like lines on the plasma temperature.

In the situation considered above we find that at temperatures $kT_1 = 3.4 \text{ keV}$ and $kT_2 = 10.0 \text{ keV}$ the equilibrium values of the reduced volume emissivities are approximately equal. However, in the presence of non-equilibrium processes approximate equality of these volume emissivities does not hold. Since the fraction of electrons with energy higher than the impact excitation threshold $E_{ex} \approx 6.7 \text{ keV}$ is 27% at the temperature $kT_1 = 3.4 \text{ keV}$ and is much less than 72% that is at temperature $kT_2 = 10.0 \text{ keV}$, more effective impact excitation should be at temperature $kT_2 = 10.0 \text{ keV}$. Furthermore the non-equilibrium ionic fraction of helium-like iron in the region of temperature $kT_2 = 10.0 \text{ keV}$ is higher than the equilibrium ionic fraction (see Fig. 1) and, therefore, non-equilibrium ionization leads to the increase of volume emissivity in the helium-like spectral lines.

Using the dependence of the ionic fractions of iron on the dimensionless time $t/(3 \times 10^7 \text{ yr})$ (see Eq. 11) we study the time evolution of the reduced volume emissivity in the iron helium-like emission lines. This time evolution is shown in Fig. 3.

Since the maximal value U_{\max} of the equilibrium reduced emissivity $U(T)$ is at the temperature $kT \approx 6 \text{ keV}$ and equal to ≈ 1.25 (see Fig. 2), we conclude that the non-equilibrium value of $U(t)$ (see Fig. 3) is higher than the maximal equilibrium value U_{\max} up to the time $t = 2 \times 10^7 \text{ yr}$ (up to the dimensionless time equal to 0.65). The value U_{eq} of the equilibrium reduced emissivity at the temperature $kT = 10.0 \text{ keV}$ equal to ≈ 0.8 is less than the non-equilibrium value of $U(t)$ during the time interval $t = 3 \times 10^7 \text{ yr}$. Therefore, the iron abundance $A_{Z,eq}$ derived from the assumption that ionization states are in equilibrium will be higher than the correct iron abundance value A_Z (see Eq. 13), which is given by

$$A_Z = A_{Z,eq} \frac{U_{eq}}{U(t)}. \quad (14)$$

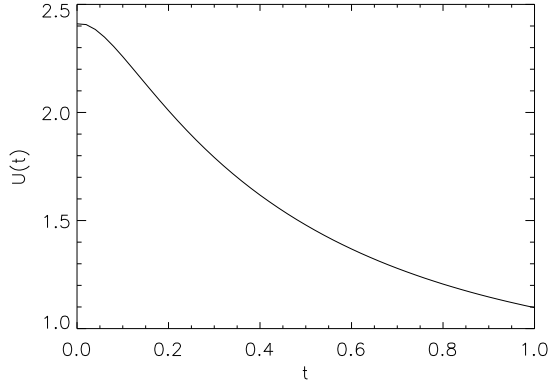


Fig. 3. Evolution of the reduced iron volume emissivity in the iron helium-like lines in the region with temperature 10.0 keV. The dimensionless time is given by $t/(3 \times 10^7 \text{ yr})$.

4. An analysis of He-like and H-like non-equilibrium ionization states by means of eigenvectors

In the previous section we showed that the ionic fraction of He-like iron ions can remain in non-equilibrium while the H-like iron ionic fraction almost achieves equilibrium. This somewhat paradoxical behavior can be more easily understood by means of eigenvectors of the transition matrix M , which is (see Eq. 11)

$$M = n_0 t_{\text{age}} \begin{pmatrix} -I_{+23} & R_{+24} & 0 & 0 \\ I_{+23} & -I_{+24} - R_{+24} & R_{+25} & 0 \\ 0 & I_{+24} & -I_{+25} - R_{+25} & R_{+26} \\ 0 & 0 & I_{+25} & -R_{+26} \end{pmatrix}, \quad (15)$$

where $t_{\text{age}} = 3 \times 10^7 \text{ yr}$ is the age of the hydrodynamical structure (see Sect. 3).

Here we calculate the values of the eigenvalues of the transition matrix and the corresponding eigenvectors, and show how the ionic fraction of He-like iron ions can remain non-equilibrium longer than that of H-like iron ions.

The eigenvalues λ of the transition matrix M are derived from the equation

$$\text{Det}(M - \lambda \times E) = 0, \quad (16)$$

where E is the unit matrix.

One of the eigenvalues of the transition matrix M is of the form Eq. (15) equal to zero ($\lambda_0 = 0$). Consequently, the ionization equilibrium is achieved in the end.

The solution of the system of differential equations (Eq. 11) can be written as

$$\mathbf{n} = \sum_{i=0}^3 c_i \mathbf{V}_i \exp\left(\frac{\lambda_i t}{t_{\text{age}}}\right), \quad (17)$$

where c_i are constants, \mathbf{n} is the vector $(n_{+23}, n_{+24}, n_{+25}, n_{+26})$ and \mathbf{V}_i are the eigenvectors of the transition matrix M .

At the temperature $kT = 10.0 \text{ keV}$ we derive three eigenvalues which equal to $\lambda_1 \approx -17.80$, $\lambda_2 \approx -3.40$ and $\lambda_3 \approx -1.46$. The eigenvectors which correspond to the derived eigenvalues are respectively

$$\mathbf{V}_1 = \begin{pmatrix} -0.66 \\ 0.74 \\ -0.08 \\ 0.00 \end{pmatrix}, \quad \mathbf{V}_2 = \begin{pmatrix} -0.03 \\ -0.48 \\ 0.82 \\ -0.31 \end{pmatrix}, \quad \mathbf{V}_3 = \begin{pmatrix} -0.03 \\ -0.61 \\ -0.14 \\ 0.78 \end{pmatrix}. \quad (18)$$

The eigenvector which corresponds to the eigenvalue λ_0 determines equilibrium ionic fractions at temperature $kT = 10.0 \text{ keV}$.

Since λ_3 is the smallest absolute value of the eigenvalues (excluding λ_0 which does not correspond to any relaxation process) the process which corresponds to the eigenvector \mathbf{V}_3 is the slowest (see Eq. 17). This slow process corresponds to the increase in the FeXXVII ionic fraction due to decreases in the FeXXV and FeXXVI ionic fractions. However, the absolute value of the second component of \mathbf{V}_3 , which corresponds to the decrease in the FeXXV ionic fraction and equals 0.61, is higher than the absolute value of the third component of \mathbf{V}_3 , which corresponds to the decrease in the FeXXVI ionic fraction and equals 0.14. Therefore, the variation in the helium-like FeXXV ionic fraction which is proportional to the value of the second component of \mathbf{V}_3 is more substantial during this relaxation process than the variation in the hydrogen-like FeXXVI ionic fraction.

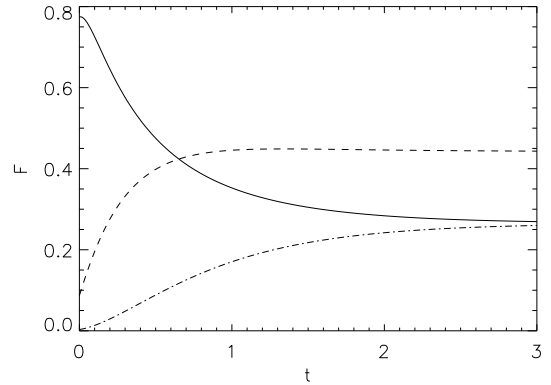


Fig. 4. Dependence of the He-like (solid line), H-like (dashed line) and fully ionized (dot-dashed line) ionic fractions of iron on the dimensionless time $t/(3 \times 10^7 \text{ yr})$.

The quantitative difference between the variations in the He-like and H-like ionic fractions is illustrated in Fig. 4.

5. Mach number determination

Clusters of galaxies form via gravitational infall and mergers of smaller mass concentrations. In the course of a merger, a significant portion of the kinetic energy of the colliding subclusters, that carried by the gas, is dissipated by shocks.

The shocks in the A520 and 1E0657-06 clusters have Mach numbers $M = 2 - 3$, derived from the Rankine-Hugoniot jump conditions (for a review, see Markevitch & Vikhlinin 2007), relating the density and temperature jumps at the shock and the Mach number, $M = v/c_1$, where c_1 is the velocity of sound in the pre-shocked gas and v is the velocity of the pre-shock gas in the reference frame of the shock. Thus, if the pre-shock and post-shock temperatures (T_1 and T_2 , respectively) are determined from observations, the Mach number of the shock can be derived from the equation:

$$\frac{T_2}{T_1} = \frac{(2\gamma M_{\text{sh}}^2 - (\gamma - 1)) \times ((\gamma - 1)M_{\text{sh}}^2 + 2)}{(\gamma + 1)^2 M_{\text{sh}}^2} \quad (19)$$

where γ is the adiabatic index. It is usually assumed that the pre-shock velocity in the reference frame of the shock is equal to the

shock velocity in the reference frame of the galaxy cluster and that the adiabatic index is $\gamma = 5/3$ (see Markevitch & Vikhlinin 2007).

The comparison of the X-ray image and gravitational lensing mass map of the 1E0657-06 merging cluster (Clowe et al. 2006) shows that the mass peak of the subcluster is offset from the baryonic mass peak. Clowe et al. (2006) interpret this as the first direct evidence for the existence of dark matter.

Such merging clusters offer the unique opportunity to study gas physics through direct comparison of the observed shock properties with the predictions of gas + dark matter modeling (e.g. Prokhorov & Durret 2007; Springel & Farrar 2007). In this section we provide a new way to derive shock parameters based on measurements of the flux ratio of the FeXXV and FeXXVI iron lines.

The fluxes of the FeXXV and FeXXVI lines have the same dependence on the metal abundance, as well as on the emission measure, their ratio is independent of these parameters. This iron line ratio can therefore be used to determine the temperature of the intracluster gas (e.g. Nevalainen et al. 2003) and the presence of supra-thermal electrons (e.g. Prokhorov et al. 2009).

Taking into account both electron-impact-excitation and radiative recombination the iron line flux ratio is given by

$$R = \frac{n_{+24} Q_{\text{FeXXV}}^{1-2} + n_{+25} \alpha_{\text{RR, FeXXV}}^{1-2}}{n_{+25} Q_{\text{FeXXVI}}^{1-2} + n_{+26} \alpha_{\text{RR, FeXXVI}}^{1-2}}, \quad (20)$$

where the rate coefficients are $Q_{\text{FeXXV}}^{1-2} = \sum_a \sum_{b(<a)} S_{\text{FeXXV}}^{1s^2-a} B_{ab}$, $Q_{\text{FeXXVI}}^{1-2} = \sum_a \sum_{b(<a)} S_{\text{FeXXVI}}^{1s-a} B_{ab}$, and $S_{\text{FeXXV}}^{1s^2-a}$ are the impact-excitation rates. The excited states b correspond to the upper levels of the He-like triplet and the H-like doublet, and the radiative, branching ratios are given by,

$$B_{ab} = \frac{A_{ab}}{\sum_{c(<a)} A_{ac}}. \quad (21)$$

and $\alpha_{\text{RR, FeXXV}}^{1-2}$ and $\alpha_{\text{RR, FeXXVI}}^{1-2}$ are the rate coefficients for the contribution from radiative recombination to the spectral lines FeXXV (He-like triplet) and FeXXVI (H-like doublet), respectively, and A_{ac} are the transition probabilities.

Below we study the situation which was considered in Sects. 3 and 4. The variation of the iron line flux ratio in the region with temperature 10.0 keV as a function of dimensionless time is shown in Fig. 5.

Let the downstream velocity of the shocked gas which flows away from the shock be V_d . Then the distance covered by shocked gas passes in a time t is $L = V_d t$. Therefore, if the iron line flux ratio R is known from observations at distance L from the shock front then using the function $R(t)$ we can derive the value of the downstream velocity $V_d = L/t(R)$, where $t(R)$ is the inverse function for $R(t)$.

The Mach number of the shock and the downstream velocity are related by (e.g. Landau & Lifshitz 1959)

$$M_{\text{sh}} = \sqrt{\frac{2 + (\gamma - 1) M_d^2}{2\gamma M_d^2 - (\gamma - 1)}} \quad (22)$$

where $M_d = V_d/c_2$ and c_2 is the velocity of sound in the post-shocked gas.

On the observational side, it will be important to derive the flux ratio of the FeXXV and FeXXVI iron lines from the region between the shock front and the considered distance L which

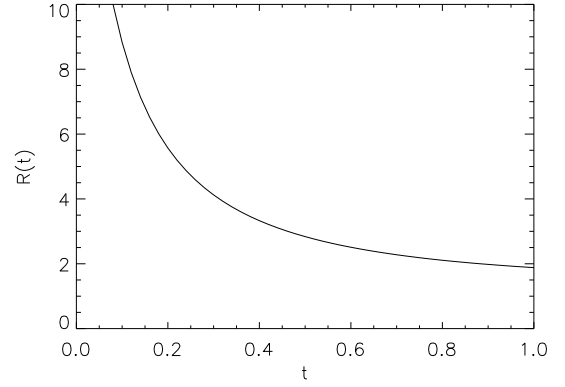


Fig. 5. Evolution of the iron line flux ratio in the region with temperature 10.0 keV. The dimensionless time is given by $t/(3 \times 10^7 \text{ yr})$.

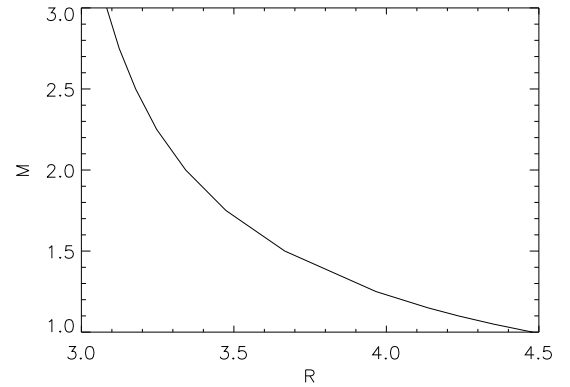


Fig. 6. Dependence of the Mach number of the shock M on the iron line flux ratio R .

shocked gas covers in a time $t = L/V_d$. Since non-equilibrium ionization can occur at linear scale $\lesssim 50 \text{ kpc}$ (see Sect. 2), we choose $L = 25 \text{ kpc}$. The flux ratio of the iron lines FeXXV and FeXXVI from this region is then

$$R = \frac{\int_0^{L/V_d} (n_{+24} Q_{\text{FeXXV}}^{1-2} + n_{+25} \alpha_{\text{RR, FeXXV}}^{1-2}) \times dt}{\int_0^{L/V_d} (n_{+25} Q_{\text{FeXXVI}}^{1-2} + n_{+26} \alpha_{\text{RR, FeXXVI}}^{1-2}) \times dt}, \quad (23)$$

Using Eqs. (22) and (23), we find the Mach number M of the shock as a function of the iron line flux ratio R . The dependence $M(R)$ is plotted in Fig. 6.

Thus, we conclude that the Mach number of the shock can be derived from the iron line flux ratio. Methods based on the Rankine-Hugoniot jump conditions and on measuring the iron line flux ratio are independent for deriving the Mach number of the shock.

6. Conclusions

The currently operating X-ray imaging observatories provide us with a detailed view of the intracluster medium in galaxy clusters. Chandra's $1''$ angular resolution, the best among the current X-ray observatories, corresponds to linear scales $< 1 \text{ kpc}$ at $z < 0.05$ and $\approx 4 \text{ kpc}$ at $z = 0.3$ (the redshift of the 1E065756

cluster). This enables us to study hydrodynamic phenomena in galaxy clusters, such as shock waves and hot plasma bubbles.

Metal observations are always limited by the number of X-ray photons. For diffuse low surface brightness objects, like galaxy clusters, the effective area is a major issue, therefore for a reasonable observation time, Chandra metal abundance maps will have lower spatial resolution than XMM-Newton (see Werner et al. 2008). IXO² is planned to be a follow-up mission of XMM-Newton and will have a sensitivity much higher than XMM-Newton. The expected effective area of the IXO mirror and focal plane instruments showing the large improvement at all energy (including the 6-7 keV band) in comparison with those of current X-ray observatories is plotted in a figure³. The larger effective area in the 6-7 keV band the higher accuracy of the iron line flux measurements is achieved. With IXO we will be able to resolve for the first time the metal distribution in the ICM on the scales of single galaxies in nearby clusters (simulations of metallicity maps which will be provided by the next generation X-ray telescope are given by Kapferer et al. 2006). Therefore, the sensitivity of IXO will provide metal observations near shock fronts and in hot plasma bubbles.

We have considered in this paper the non-equilibrium ionization at linear scales $\lesssim 50$ kpc in galaxy clusters. The necessary condition on the baryonic overdensity (see Eq. 8) for the existence of non-equilibrium ionization in regions of galaxy clusters where $\delta > 200$ holds for ions of iron. This is because the iron atomic number $Z=26$ is high enough for the threshold value of the overdensity, which is proportional to Z^3 (see Eq. 8), to become higher than the mean cluster baryonic overdensity.

The dependence of the He-like and H-like ionic fractions of iron on time is given in Sect. 3. We found that the He-like ionic fraction of iron does not achieve its equilibrium value during the age of the hydrodynamical structures and non-equilibrium ionization takes place.

We calculated the reduced emissivity in the He-like iron spectral lines and concluded that the iron abundance derived from the assumption that ionization states are in equilibrium predicted to be higher than the correct iron abundance value (see Fig. 3).

We found that the slowest relaxation process corresponds to the increase in the FeXXVII ionic fraction due to decreases in the FeXXV and FeXXVI ionic fractions. However, the decrease in the FeXXV ionic fraction is much higher than the decrease in the FeXXVI ionic fraction during this relaxation process.

A new way to derive the Mach number of a shock based on measurements of the flux ratio of the FeXXV and FeXXVI iron lines is proposed in Sect. 5. The advantage of this method with respect to the method based on the Rankine-Hugoniot jump conditions is that the first is more accurate. Fortunately the iron line flux ratio is constrained without the effect of hydrogen column density (N_H) uncertainties. In practice, the X-ray data can be fitted in a narrow band containing the FeXXV and FeXXVI lines, where the absorption is negligible (see Nevalainen et al. 2009). The drawback is that the number of photons is small in this narrow energy band, but the next generation X-ray telescope IXO with larger effective area overcomes this drawback and will be able to measure the flux ratio of the iron K_α lines and, therefore, the Mach number of a shock with high precision. Using the narrow energy band instead of the full X-ray spectrum minimizes the dependence on calibration accuracy (see Nevalainen et al. 2003), therefore the FeXXV to FeXXVI lines are insensitive to

the details of the effective area function in contrast to the continuum spectrum. Note that the method based on the Rankine-Hugoniot jump conditions uses the densities and temperatures derived from the continuum spectrum.

Another advantage of the proposed method is that it permits us to determine independently the Mach number of a shock by using measurements of the iron line flux ratio at different distances from a shock (see Sect. 5) since it takes into account an evolution of ionization states.

The effect of the apparent iron overabundance under the assumption of ionization equilibrium and the slow process of helium-like ionic fraction relaxation should be analyzed in galaxy clusters by means of future X-ray observatories and may have implications in different astrophysical plasmas (e.g. in supernova remnants). New high-spectral-resolution instruments with higher sensitivity, such as IXO, are needed to measure the flux ratio of the iron K_α lines with the purpose of independent by determining the shock parameters.

Acknowledgements. I am grateful to Joseph Silk, Florence Durret, Igor Chilingarian and Anthony Moraghan for valuable suggestions and discussions and thank the referee for very useful comments.

References

- Akahori, T., Yoshikawa, K. 2008, PASJ, 60, L19
- Anders, E., Grevesse, N. 1989, *Geochim. Cosmochim. Acta*, 53, 197
- Arnaud, M., Rothenflug, R. 1985, A&ASS, 60, 425
- Bazylev, V. A., Chibisov, M. I. 1981, *Sov. Phys. Usp.*, 4, 617
- Clowe, D., Bradač, M., Gonzalez, A. H. et al. 2006, ApJ, 648, L109
- Gronenschild, E. H. B. M., Mewe, R. 1982, A&ASS, 48, 305
- Kastra, J. S. (Editor), 2008, *Cluster of Galaxies: beyond the thermal view*, SSRv, 134, Issues 1-4, Springer
- Kapferer, W., Ferrari, C., Domainko, W. et al. 2006, A&A, 447, 827
- Landau, L.D., Lifshitz, E.M. 1959, *Fluid Mechanics* (Addison- Wesley Reading)
- Markevitch, M., Gonzalez, A. H., David, L. et al. 2002, ApJ, 567, L27
- Markevitch, M., Govoni, F., Brunetti, G., Jerius, D. 2005, ApJ, 627, 733
- Markevitch, M. 2006, ESA SP-604: *The X-ray Universe 2005*, 723
- Markevitch, M., Viklinin, A. 2007, *Phys. Rep.*, 443, 1
- Masai, K. 1994, ApJ, 437, 770
- Mazzotta, P., Mazzitelli, G., Colafrancesco, S. et al. 1998, A&AS, 133, 403
- Mazzotta, P., Kaastra, J. S., Paerels, F. B. S. et al. 2002, ApJ, 567, L37
- Nevalainen, J., Lieu, R., Bonamente, M. et al. 2003, ApJ, 584, 716
- Nevalainen, J., Eckert, D., Kaastra, J. et al. 2009, A&A, in press, arXiv:0910.1364
- Prokhorov, D. A., Durret, F. 2007, A&A, 474, 375
- Prokhorov, D. A. 2008, A&A, 492, 651
- Prokhorov, D. A., Durret, F., Dogiel, V. A., Colafrancesco, S. 2009, A&A, 496, 25
- Prokhorov, D. A. 2009, A&A, in press, arXiv:0910.1640
- Springel, V., Farrar, G. R. 2007, MNRAS, 380, 911
- Verner, D. A., Ferland, G. J. 1996, ApJS, 103, 467
- Werner, N., Durret, F., Ohashi, T. et al. 2008, *Space Sci. Rev.*, 134, 337
- Yoshikawa, K., Sasaki, S. 2006, PASJ, 58, 641

² <http://ixo.gsfc.nasa.gov/>

³ <http://ixo.gsfc.nasa.gov/images/science/effective-area.jpg>