

Spin Superfluidity versus Solidity of Ultracold Polar Molecules

Hongyi Yu^{1,2}, W. M. Liu¹ and Chaohong Lee²

¹*Beijing National Laboratory for Condensed Matter Physics,*

Institute of Physics, Chinese Academy of Sciences, Beijing 100190, China

²*Nonlinear Physics Centre and ARC Centre of Excellence for Quantum-Atom Optics,*

Research School of Physics and Engineering, Australian National University, Canberra ACT 0200, Australia

(Dated: February 22, 2024)

We present a technique for engineering quantum magnets via ultracold polar molecules in optical lattices and explore exotic interplay between its spin superfluidity and solidity. The molecular ground and first excited rotational states are resonantly coupled by a linearly polarized microwave field. The spin-up (spin-down) states are presented by molecular rotational states of electric dipole moment along (against) the coupling field. By controlling the angle between the lattice direction and the coupling field, the inter-site interaction can be tuned from antiferromagnetic to ferromagnetic. Furthermore, the dipole-dipole interaction induces an exotic interplay between spin superfluidity and solidity, and spin supersolid phases may appear in mediate regions.

PACS numbers: 03.75.Hh, 67.85.Hj, 33.80.-b, 34.50.Rk

In recent years, ultracold polar molecules in optical lattices have stimulated great interests in both fundamental research and technology application (for a recent review, see [1] and references therein). Now, ultracold polar molecules such as LiCs and KRb can be prepared into their rovibrational ground state [2, 3, 4, 5, 6]. Compared to ultracold atoms, ultracold polar molecules have some additional promising features such as their complex rotational and vibrational structures and strongly long-range anisotropic dipole-dipole interactions. The high controllability and tunability of internal rotational structure of polar molecules via external DC and AC electric fields makes them ideal tools to design quantum logic gates for information processing [7, 8, 9]. The strong and tunable dipole-dipole interaction between ultracold polar molecules is very different from the short-range interactions such as s-wave scattering. So that systems of ultracold polar molecules provide an excellent opportunity for simulating and exploring quantum phases in strongly correlated systems of long-range interactions [10, 11, 12].

The superfluid - Mott insulator phase transition, which is well described by a Bose-Hubbard model, has been experimentally demonstrated by manipulating ultracold atoms in optical lattices [13]. It is suggested that a supersolid phase with coexistence of diagonal and off-diagonal long-range orders would appear in systems of off-site interactions [14, 15]. To realize the off-site interactions, it has proposed to use dipole-dipole interactions between dipolar bosons [16] or promote bosons into higher bands [17]. It seems that supersolid phase could be simulated by spinless dipolar atoms in optical lattices, but the weak off-site interaction between atoms hinders further progress. As bosons can be represented by spins, supersolid states can also appear in quantum magnets, several numerical studies on spin-dimer models have given positive conclusions [18, 19, 20]. Different from the quantum magnets of conventional condensed matters, the quantum magnets of ultracold polar molecules [21, 22] can be

easily tuned in experiments.

In this Letter, we propose an alternative scheme to engineer quantum magnets of long-range dipole-dipole interactions with ultracold polar molecules in deep optical lattices. Usually, rotational excitations of the molecules are much smaller than their electronic and vibrational excitations. In the presence of a resonant AC electric field for first two rotational states, the electronic and vibrational excitations are almost absent, and so that molecular rotational states of dipole along (against) the electric field can be used to present the spin-up (spin-down) states. This spin presentation scheme differs from the previous ones via electronic states [21] or first excited rotational state in the absence of an external electric field [22]. Furthermore, our scheme provides a direct realization of spinor qubits [7] rather than an equivalent mapping or a quantum projection. The long-range interaction between polar molecules naturally brings the exchange interaction between effective spins. Various quantum phases including superfluid and supersolid in quantum spin- $\frac{1}{2}$ chain of one polar molecule per site are explored. By utilizing existed experimental techniques, the possibility of preparing and manipulating such kind of quantum magnets are briefly discussed.

We consider an ensemble of ultracold polar molecules confined in a deep optical lattice with one molecule per site, see Fig. 1(a). A single molecule with mass m in such an optical potential obeys Hamiltonian $H^{\text{mol}} = \hat{p}^2/2m + H^{\text{opt}} + H^{\text{rot}}$. Here, $\hat{p}^2/2m$ and H^{opt} are external kinetic and potential energies for center-of-mass motions of the molecule, respectively. $H^{\text{rot}} = B \hat{J}^2$ is the internal rotational motion characterized by the rotational constant B for electronic-vibrational ground state (for KRb, $B = 1.1 \text{ GHz}$) and the total angular momentum operator \hat{J} . Introducing quantum numbers j and M for the total angular momentum and its z -component, the rotational eigenstates can be expressed as $|j, M\rangle$.

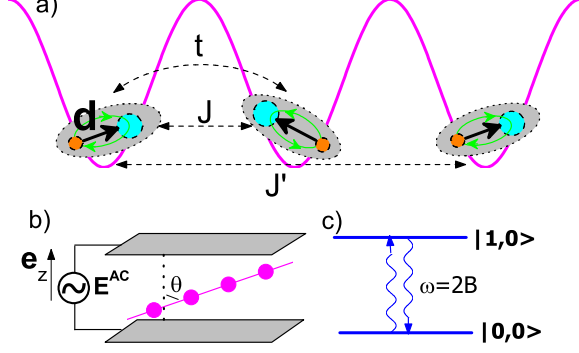


Figure 1: (Color online) (a) The schematic diagram for diatomic polar molecules in a 1D optical lattice. (b) An AC electric field E^{AC} along z -axis is applied, where θ is the angle between the z -axis and the lattice direction. (c) The AC field resonantly couples two molecular rotational states $|j;0\rangle$ and $|j';0\rangle$, i.e., $\omega = 2B$.

In the presence of an AC electric field, $E^{AC}(t) = E^{AC} e^{i\omega t} \mathbf{e}_z + \text{c.c.}$, the single-molecular Hamiltonian will have a part $H^{AC}(t) = \hat{\mathbf{d}} \cdot \mathbf{E}^{AC} e^{i\omega t} + \text{h.c.}$ from the electric dipole interaction. Due to $\langle 1;0 | \hat{d}_z | j;0 \rangle = \langle 1;0 | \hat{d}_z | j;0 \rangle = d \sqrt{\frac{1}{3}}$ (in which $\hat{d}_z = \mathbf{e}_z \cdot \hat{\mathbf{d}}$) [12], the AC electric field will mix $|j;0\rangle$ and $|j';0\rangle$. The frequency ω is chosen as $2B$ which is the transition frequency for $|j;0\rangle \rightarrow |j';0\rangle$, see Fig. 1(c). The AC electric field of such a frequency can be generated by a microwave cavity.

To keep M unchanged, one has to use a microwave of linear polarization. Due to transitions $|j;0\rangle \rightarrow |j';0\rangle$ of $j \neq j'$ are far from resonant, the excitations to states $|j';0\rangle$ of $j \neq j'$ can be ignored. Thus, the molecular states are coherent superposition of $|j;0\rangle$ and $|j';0\rangle$. Under a rotating wave approximation, the Hamiltonian in basis $f|j;0\rangle; |j';0\rangle$ reads [11]

$$H^{\text{rot}} + H^{AC} = \frac{1}{2} \begin{pmatrix} 0 & \\ & 0 \end{pmatrix}; \quad (1)$$

with $\hat{\mathbf{d}} = E^{AC} \langle 1;0 | \hat{d}_z | j;0 \rangle = E^{AC} d \sqrt{\frac{1}{3}}$. Introducing a new basis of ‘dipole-up’ $|j^+;0\rangle = \frac{1}{\sqrt{2}}(|j;0\rangle + |j';0\rangle)$ and ‘dipole-down’ $|j^-;0\rangle = \frac{1}{\sqrt{2}}(|j;0\rangle - |j';0\rangle)$, one can obtain $H^{\text{rot}} + H^{AC} = \frac{1}{2} \hat{\sigma}_z$ with $\hat{\sigma}_z$ denoting the z -component Pauli matrix. Obviously, $\langle j^+;0 | \hat{\sigma}_z | j^+;0 \rangle = d \sqrt{\frac{1}{3}}$, $\langle j^+;0 | \hat{\sigma}_z | j^-;0 \rangle = d \sqrt{\frac{1}{3}}$ and $\langle j^-;0 | \hat{\sigma}_z | j^-;0 \rangle = -d \sqrt{\frac{1}{3}}$. Thus the dipole-dipole interaction H_{dd}^{ij} between molecules i and j reads

$$\begin{aligned} H_{dd}^{ij} &= \frac{\hat{\mathbf{d}}_i \cdot \hat{\mathbf{d}}_j - 3 \hat{\mathbf{d}}_i \cdot \hat{\mathbf{e}}_{ij} (\hat{\mathbf{d}}_j \cdot \hat{\mathbf{e}}_{ij})}{r_{ij}^3} \\ &= d^2 \frac{1 - 3 \cos^2 \theta}{3 r_{ij}^3} \hat{\sigma}_i^z \hat{\sigma}_j^z; \end{aligned} \quad (2)$$

where $\hat{\sigma}_i^z$ is the z -component Pauli-matrix of molecule i , $\mathbf{r}_{ij} = r_{ij} \mathbf{e}_{ij}$ is the position vector between two molecules, and θ is the angle between the coupling field direction \mathbf{e}_z and the lattice direction \mathbf{e}_{ij} , see Fig. 1(b).

Under a Born-Oppenheimer approximation, the system of ultracold polar molecules in deep optical lattices can be described by

$$\begin{aligned} H = & \frac{1}{2} \sum_{i,j} U_{ij} n_i (n_j - 1) + U_{\#} \sum_i n_i n_{i\#} \\ & + \sum_{i,j} H_{dd}^{ij} \tau_{ij} (\hat{\sigma}_i^z \hat{\sigma}_j^z + \text{h.c.}) + \sum_i h \hat{\sigma}_i^z; \end{aligned} \quad (3)$$

with spin indices $\#$ (‘+’ or ‘-’), lattice indices i and j , molecular creation (destruction) operators \hat{c}_i^\dagger (\hat{c}_i), on-site interaction U_{ij} , nearest-neighbor tunneling τ_{ij} , molecular number operators $n_i = \hat{c}_i^\dagger \hat{c}_i$, and z -component spin operator $\hat{\sigma}_i^z = (\hat{c}_i^\dagger \hat{c}_{i\#} - \hat{c}_{i\#} \hat{c}_i) = 2$. Here, H_{dd}^{ij} are off-site dipole-dipole interaction between molecules, and the effective magnetic field strength h is just the Rabi frequency.

In the hard-core limit ($\tau_{ij} = U_{ij}$) of one molecular per site ($n = n_{\#} + n_{\#} = 1$), the ‘dipole-dipole’ interaction is $H_{dd}^{ij} = J_{ij} \hat{\sigma}_i^z \hat{\sigma}_j^z$ with $J_{ij} = 4d^2 (1 - 3 \cos^2 \theta) = 3j(j-1)a^3$, where a is the distance between two neighboring sites. By adjusting θ , J_{ij} can be tuned from positive to negative continuously, that is, the spin-spin interaction can be changed from antiferromagnetic (AF) to ferromagnetic (FM). Due to the dipole-dipole interaction fast decays according to $1/r^3$, we only take into account the nearest-neighbor and the next-nearest-neighbor interactions with $J = 4d^2 (1 - 3 \cos^2 \theta) = 3a^3$ and $J^0 = J/8$, respectively. Thus the Hamiltonian (3) is equivalent to an anisotropic XXZ Heisenberg model [23]

$$\begin{aligned} H = & \sum_{ij} J_{xy} (\hat{\sigma}_i^x \hat{\sigma}_j^x + \hat{\sigma}_i^y \hat{\sigma}_j^y) + \sum_{ij} J_z \hat{\sigma}_i^z \hat{\sigma}_j^z \\ & + J^0 \sum_{i,j,k} \hat{\sigma}_i^z \hat{\sigma}_j^z \hat{\sigma}_k^z + h \sum_i \hat{\sigma}_i^z; \end{aligned} \quad (4)$$

with $J_z = J + 4\tau^2 = U_{\#} - 4\tau^2 = U_{\#} - 4\tau^2 = U_{\#}$ and $J_{xy} = 4\tau^2 = U_{\#}$, the ‘+’ and ‘-’ signs before J_{xy} correspond to the cases of fermionic and bosonic molecules, respectively. Here the $4\tau^2 = U_{\#}$ in J_z and J_{xy} are induced by spin-dependent collisions in second-order tunneling processes. Below we shall only consider the bosonic case, that is, $J = J_z - J_{xy}$. The fermionic case can be mapped onto the bosonic case with a rotation of θ along z axis on one sublattice. The above XXZ Heisenberg chain (4) is equivalent to a hard-core boson model [25, 26]

$$\begin{aligned} H = & \frac{J_{xy}}{2} \sum_{ij} (\hat{a}_i^\dagger \hat{a}_j + \hat{a}_j^\dagger \hat{a}_i) + \sum_{ij} J_z n_i n_j \\ & + J^0 \sum_{i,j,k} n_i n_j n_k + h \sum_i n_i; \end{aligned} \quad (5)$$

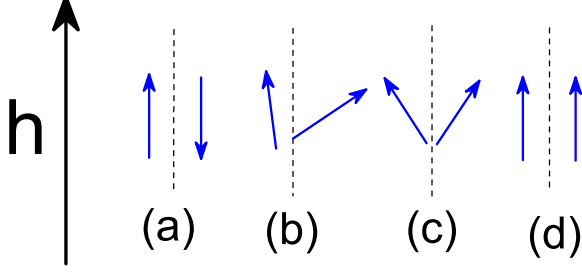


Figure 2: Various magnetic states of a 1D XXZ spin Hamiltonian (4). (a) Antiferromagnetic state. (b) Intermediate state. (c) Spin-flop state. (d) Paramagnetic state.

with $a_i = S_i$, $a_i^y = S_i^+$, $n_i = a_i^y a_i = S_i^z + \frac{1}{2}$ and $\mathcal{H} = h + J_z + J^0$.

The zero-temperature ground state of XXZ Heisenberg Hamiltonian can be antiferromagnetic (AF), spin-flop (SF) or paramagnetic (PM) state [24], which correspond to mass density wave, superfluid and Mott insulator states in the hard-core boson system, respectively. It was also suggested that a first-order phase transition between the antiferromagnetic and spin-flop states is split into two second-order phase transitions by an ‘intermediate’ (IM) state, in which diagonal (S^z) and off-diagonal (S^{xy}) long-range orders coexist, which correspond to the coexistence of solid and superfluid order in the hard-core boson system, thus it was also termed as supersolid. These magnetic states can be characterized with various sublattice magnetization as in Ref. [25], see Fig. 2.

The existence of diagonal long-range order is characterized by the linear increase of static structure factor $S(0)$ or $S(\pi)$ with the lattice size N [25], where $S(\mathbf{k}) = h \sum_{\mathbf{l}} \exp(i\mathbf{k} \cdot \mathbf{l}) S_{\mathbf{l}}^z$ is the Fourier transformation of density-density or spin-spin correlations. While the existence of off-diagonal long-range order is characterized by the non-zero superfluid density or the spin-stiffness ρ_s , which is defined as the second derivative of the ground-state energy per site E_0 with respect to a twist in the boundary condition, see Ref. [29, 30].

To give a qualitative picture, we use a Gutzwiller variational ansatz as the ground state wave function $|\Psi\rangle = \prod_i |f_i\rangle$. The wave functions $|f_i\rangle$ for each site are expressed in the basis of Fock states for hard-core bosons [27, 28], i.e., $|f_i\rangle = f_1(0)|0\rangle + f_1(1)|1\rangle$. Using the mean-field approximation, the system is divided into two intersecting sublattices A and B with $f_1(0) = \sin \theta$, $f_1(1) = \cos \theta$ for $i \in A$, and $f_2(0) = \sin \theta$, $f_2(1) = \cos \theta$ for $i \in B$. By minimizing the energy per site $E_0 = \langle \Psi | \mathcal{H} | \Psi \rangle / N$ with respect to θ and ϕ , the ground states in J - h plane are shown in Fig. 3. In region of $J > 0$, the phase transition AF-IM-SF-PM occurs sequentially

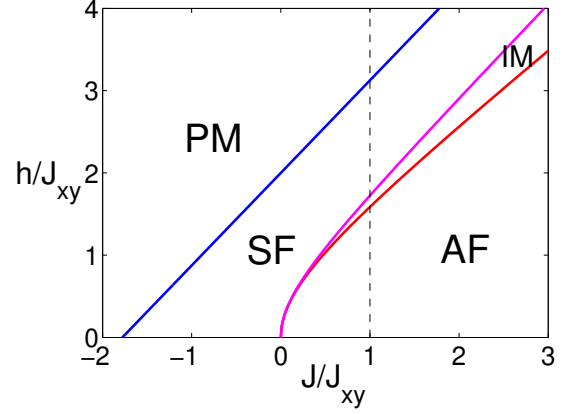


Figure 3: The h - J phase diagram. The order parameters for a scan along the dashed line of $J=J_{xy} = 1$ are shown in Fig. 4.

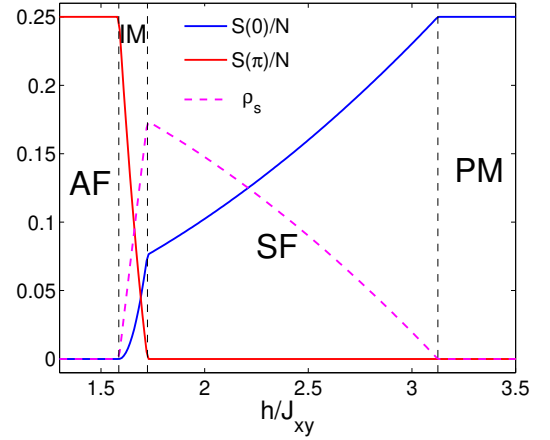


Figure 4: The mean-field results of static structure factors $S(0)$, $S(\pi)$ and superfluid density ρ_s versus the effective magnetic field h at $J=J_{xy} = 1$ and $J^0 = J=8$.

when h gradually increases. Because of the dipole-dipole interaction, values of J^0 are nonzero and supersolid states may appear in a certain region which increases with J .

For a given mean-field ground state, one can obtain the static structure factors $S(0)/N = (\cos 2\theta + \cos 2\phi)^2/16$, $S(\pi)/N = (\cos 2\theta - \cos 2\phi)^2/16$, and the superfluid density $\rho_s = \frac{1}{4} \sin 2\theta \sin 2\phi$ by using similar approaches in [29]. In Fig. 4 we show how $S(0)$, $S(\pi)$ and ρ_s depend on h for $J=J_{xy} = 1$ and $J^0 = J=8$. From the figure we can see that in the spin supersolid or intermediate state (region marked ‘IM’ in the figure), the diagonal long-range order $S(\pi)$ and off-diagonal long-range order ρ_s are all non-zero.

We have also carried out stochastic series expansion (SSE) quantum Monte Carlo (QMC) simulation [30, 31, 32, 33]. In our calculation, the inverse temperature is chosen as $4N$. The superfluid density ρ_s is measured via the fluctuations of the winding number. For a

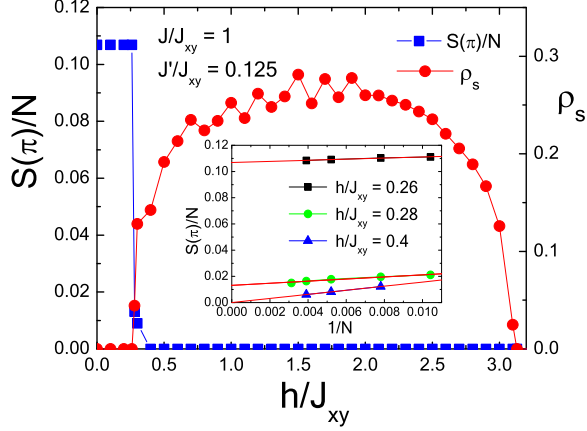


Figure 5: The QMC results of $S(\pi)/N$ and ρ_s correspond to the mean-field ones shown in Fig. 4. The inset shows the finite size scaling: $S(\pi)/N$ vs $1/N$ for different values of h .

system of $J=J_{xy} = 1$ and $J^0=J_{xy} = 0.125$, the dependence of $S(\pi)/N$ and ρ_s on h are shown in Fig. 5. It shows that the QMC result is quantitatively different from the mean field one. First, the region of AF state is greatly reduced because of quantum fluctuation. Second, there is a sudden drop of $S(\pi)/N$ as h increases, which shows a first order phase transition. We find this sudden drop even appears when $J^0=J_{xy} = 0.25$ and 0.5 . After the transition, the scaling behavior (see the inset of Fig. 5) shows $S(\pi)/N$ is still finite, it will gradually decrease to 0 as h increases further, thus a spin supersolid state appears.

Below we briefly discuss the experimental possibility. It has demonstrated how to prepare polar molecules in optical lattices with one molecule per site and cool them to their rovibrational ground states [2, 3, 4, 5, 6]. To ensure sufficiently large dipole-dipole interaction, one can choose the heteronuclear diatom molecules such as LiCs and KRb which have very large permanent electric dipole moments in an order of a few Debye (for KRb in its singlet rovibrational ground state, $d = 0.566$ Debye [6]). The resonant coupling between states $|F=0, i\rangle$ and $|F=1, i\rangle$ can be achieved by a linearly polarized microwave. The sign and strength of inter-site interaction can be adjusted by controlling the wavelength of the optical lattice and the angle between the lattice direction and the coupling field. The effective magnetic field strength can be tuned by varying the coupling strength, i.e., the Rabi frequency.

In summary, by using ultracold polar molecules in optical lattices and coupling their first two rotational states via an AC electric field (microwave), we show an effective scheme for implementing long-range dipole-dipole interaction. By controlling the optical lattice and the coupling field, a quantum spin chain of long-range exchange

interaction can thus be simulated. Quantum phase transitions induced by tuning the external field strength are explored. Experimental realization of our scheme may give new insights into some open questions in condensed matter physics including the competition between solid and superfluid orders and the existence of supersolid.

This work is supported by Australian Research Council (ARC), NSFC (Grants No. 10874235, No. 10875039, No. 10934010 and No. 60978019) and NKBRSCF (Grants No. 2006CB921400, No. 2009CB930704 and No. 2010CB922904).

Corresponding author. Electronic addresses: chl124@physics.anu.edu.au; chleecn@gmail.com.

- [1] L. D. Carr *et al.*, New J. Phys. 11, 055049 (2009).
- [2] T. Volz *et al.*, Nature Phys. 2, 692 (2006).
- [3] J. M. Sage *et al.*, Phys. Rev. Lett. 94, 203001 (2005).
- [4] J. G. Danzl *et al.*, New J. Phys. 11, 055036 (2009).
- [5] J. Deiglmayr *et al.*, Phys. Rev. Lett. 101, 133004 (2008).
- [6] K.-K. Ni *et al.*, Science 322, 231 (2008).
- [7] D. DeMille, Phys. Rev. Lett. 88, 067901 (2002).
- [8] C. Lee and E. A. Ostrovskaya, Phys. Rev. A 72, 062321 (2005).
- [9] S. F. Yelin *et al.*, Phys. Rev. A 74, 050301(R) (2006).
- [10] H. P. Buchler *et al.*, Phys. Rev. Lett. 98, 060404 (2007).
- [11] A. Micheli *et al.*, Phys. Rev. A 76, 043604 (2007).
- [12] G. Pupillo *et al.*, arXiv:0805.1896.
- [13] M. Greiner *et al.*, Nature (London) 415, 39 (2002).
- [14] C. Bruder *et al.*, Phys. Rev. B 47, 342 (1993).
- [15] G. G. Batrouni *et al.*, Phys. Rev. Lett. 74, 2527 (1995).
- [16] K. G3ral *et al.*, Phys. Rev. Lett. 88, 170406 (2002).
- [17] V. W. Scarola *et al.*, Phys. Rev. Lett. 95, 033003 (2005).
- [18] K.-K. Ng and T. K. Lee, Phys. Rev. Lett. 97, 127204 (2006).
- [19] P. Sengupta and C. D. Batista, Phys. Rev. Lett. 98, 227201 (2007).
- [20] N. Laflorencie and F. Mila, Phys. Rev. Lett. 99, 027202 (2007).
- [21] A. Michel, G. K. Brennen, and P. Zoller, Nature Phys. 2, 341 (2006).
- [22] R. Barnett, D. Petrov, M. Lukin, and E. Demler, Phys. Rev. Lett. 96, 190401 (2006).
- [23] L.-M. Duan, E. Demler, and M. D. Lukin, Phys. Rev. Lett. 91, 090402 (2003).
- [24] D. P. Landau and K. Binder, Phys. Rev. B 24, 1391 (1981).
- [25] R. T. Scalettar *et al.*, Phys. Rev. B 51, 8467 (1995).
- [26] C. Lee, Phys. Rev. Lett. 93, 120406 (2004).
- [27] D. Jaksch *et al.*, Phys. Rev. Lett. 81, 3108 (1998).
- [28] D. S. Rokhsar and B. G. Kotliar, Phys. Rev. B 44, 10328 (1991).
- [29] A. L3scher and A. M. L3uchli, Phys. Rev. B 79, 195102 (2009).
- [30] A. W. Sandvik, Phys. Rev. B 56, 11678 (1997).
- [31] A. W. Sandvik, Phys. Rev. B 59, R14157 (1999).
- [32] O. F. Sylju3sen and A. W. Sandvik, Phys. Rev. E 66, 046701 (2002).
- [33] K. Louis and C. Gros, Phys. Rev. B 70, 100410 (2004).