

# Microscopic mechanisms of spin-dependent electric polarization in 3d oxides

A.S. Moskvina<sup>1</sup> and S.-L. Drechsler<sup>2</sup>

<sup>1</sup> Ural State University, 620083 Ekaterinburg, Russia

<sup>2</sup> Leibniz Institut für Festkörper- und Werkstofforschung Dresden, D-01171, Dresden, Germany

Received: date / Revised version: date

**Abstract.** We present a short critical overview of different microscopic models for nonrelativistic and relativistic magnetoelectric coupling including the so-called "spin current scenario", ab-initio calculations, and several recent microscopic approaches to a spin-dependent electric polarization in 3d oxides.

**PACS.** 77.80.+e Ferroelectricity and antiferroelectricity { 75.80.+q Magnetomechanical and magnetoelectric effects, magnetostriction { 71.70.Gm Exchange interactions

## 1 Introduction

Since Astrov's discovery of the magnetoelectric (ME) effect in  $\text{Cr}_2\text{O}_3$  [1] several microscopic mechanisms of magnetoelectric coupling were proposed [2], however, the multiferroicity (see e.g., Refs. [3] and review articles Refs. [2, 4]) has generated an impressive revival of the activity in the field. The microscopic origin of the magnetically driven electric polarization is the topic of an intense and controversial debate. Currently two essentially different spin structures of net electric polarization in crystals are considered: a bilinear nonrelativistic symmetric spin coupling

$$P_s = \sum_{mn} X_{mn} S_m S_n \quad (1)$$

and a bilinear relativistic antisymmetric spin coupling

$$P_a = \sum_{mn} X_{mn}^a [S_m \times S_n]; \quad (2)$$

respectively. If the first term stems somehow or other from a spin isotropic Heisenberg exchange interaction, the second term does from antisymmetric Dzyaloshinsky-Moriya (DM) coupling. These effective spin-operator forms do not discriminate the "ionic" and "electronic" contributions to magnetically driven ferroelectricity related with the oxygen-center ionic displacements and the electron density redistribution, respectively. A microscopic quantum theory of the ME effect has not yet been fully developed, although several scenarios for particular materials have been proposed. Many authors consider that the giant multiferroicity requires the existence of sizeable atomic displacements and structural distortions driven by isotropic symmetric exchange coupling [5, 6, 7] or antisymmetric DM coupling [8] ignoring, however, the fact that the effects of

nuclear displacements and electron polarization should be described on equal footing, e.g., in frames of the well-known shell model of Dick and Overhauser [9] widely used in lattice dynamics. Shell and core displacements may be of a comparable magnitude. The conventional shell model does not take into account the spin and orbital degrees of freedom, hence it cannot describe the multiferroic effects. In fact, the displacements of both the atomic core and electron shell would depend on the spin surroundings producing a synergetic effect of spin-dependent electric polarization. Obviously, this effect manifests itself differently in neutron and x-ray diffraction experiments. Sorting out two contributions is a key issue in the field.

The second harmonic generation (SHG) spectroscopy reveals a giant effect in compounds with magnetically driven ferroelectricity ( $\text{TbMn}_2\text{O}_5$ ,  $\text{MnWO}_4$ ) thus pointing to an electronic rather than ionic origin of the spontaneous polarization [10]. Interestingly, the exchange-induced electric dipole moment (1), derived many years ago [11] (see, also Ref. [12]), seems to be a natural electronic mechanism for giant multiferroicity. However, the second, or exchange-relativistic electric dipole moment (2), despite its visible weakness, is at present frequently addressed to be the leading contributor to electronic multiferroicity, mainly due to the so-called "spin-current" mechanism [13, 14]. To a large extent it is explained by two reasons. First, in a most part of multiferroics the electric polarization is observed when the magnetic ordering is of a type that breaks chiral symmetry, e.g., spiral or helical order with a nonzero "spin-current" /  $[S_m \times S_n]$ . Second, such a mechanism allows us to easily predict the direction of the ferroelectric polarization for certain helical spin structures:  $P_a \propto \sum_{mn} R_{mn} [S_m \times S_n]$  ( $(R_{mn})_{ij} = \epsilon_{ijk} (R_{mn})_k$ ) [13], or  $P_a \propto [\mathbf{e} \times \mathbf{Q}]$  ( $\mathbf{e}$  is the helix spin rotation axis,  $\mathbf{Q}$  is the helix wave vector) [14]. It is worth noting that phenomenological theory by Mostovoy [14] implies a coexistence of two independent order parameters

$P(r)$  and  $M(r)$  coupled by the magnetoelectric energy:  $m_e(P(r); M(r)) = P[M(r) - M(r)]$ , while for the multiferroics under consideration we deal with  $M(r)$  to be a leading, or first order parameter, and  $P(r)$  as a second order parameter which is expressed in terms of the former one. Furthermore, this phenomenological theory does not explain neither the origin nor the magnitude of the ME coupling parameter.

"Ferroelectricity caused by spin-currents" has established itself as one of the leading paradigms for both theoretical and experimental investigations in the field of strong multiferroic coupling. However, a "rule" that chiral symmetry needs to be broken in order to induce a ferroelectric moment at a magnetic phase transition is questionable [15]. There are notable exceptions, in particular, the managanites  $RMn_2O_5$ ,  $HfMnO_3$ , where a ferroelectric polarization can appear without any indication of a magnetic chiral symmetry breaking [5,16], and delafossite  $CuFe_{1-x}Al_xO_2$ , where the helimagnetic ordering generates a spontaneous electric polarization parallel to the helical axis [17], in sharp contrast with the prediction of the spin current model. Moreover, there are increasing doubts whether weak exchange-relativistic coupling can generate the giant electric polarization observed in some multiferroics.

Another point of hot debates around the microscopic origin of ME coupling is related with recent observations of a multiferroic behaviour concomitant the incommensurate spin spiral ordering in chain cuprates  $LiVCuO_4$  [18,19,20] and  $LiCu_2O_2$  [21,22,23]. At first sight, these cuprates seem to be prototypical examples of 1D spiral-magnetic ferroelectrics revealing the relativistic mechanism of "ferroelectricity caused by spin-currents" [13]. However, these, in particular,  $LiCu_2O_2$  show up a behavior which is obviously counterintuitive within the framework of spiral-magnetic ferroelectricity [21]. Furthermore, quantum helimagnets  $NaCu_2O_2$  and  $Li_{1/2}ZrCuO_4$  with a very similar  $CuO_2$  spin chain arrangement do not reveal signatures of a multiferroic behavior. Thus, there is no clear understanding connecting all these striking properties.

Despite its popularity, the original "spin-current" model [13] and its later versions [24,25] (see also Ref. [26]) seem to be questionable as the authors proceed with an unrealistic scenario. Indeed, when addressing a generic centrosymmetric  $M_1-O-M_2$  system they groundlessly assume an effective spin polarization  $Z_{eff} = \frac{U}{2} m_i$  ( $m_i$  is a local magnetic moment) to align noncollinearly the spins of 3d electrons and to provide a nonzero value of the two-site spin current  $[S_1 - S_2]$ . The energy separation  $U$  originates from the local Coulomb repulsion and the Hund coupling in the magnetically ordered phase [13,24,25,26]. Such an assumption goes beyond all the thinkable perturbation schemes and leads to an unphysically large effect of breaking of a spatial symmetry induced by a spin configuration that manifests itself in an emergence of a nonzero electric dipole moment for an isolated centrosymmetric  $M_1-O-M_2$  system [13].

Size of the microscopic polarization  $P$  in nonmagnetic ferroelectrics computed by modern ab-initio band struc-

ture methods agrees exceptionally well with the ones observed experimentally. However, the state of the art ab-initio computations for different multiferroics: managanites  $HfMnO_3$  [27],  $TbMn_2O_5$  [28],  $HfMn_2O_5$  [29], spin spiral chain cuprates  $LiVCuO_4$  and  $LiCu_2O_2$  [30] yield data spread within one-two orders of magnitude with ambiguous and unreasonable values of polarization depending on whether these make use of theoretical or experimental structural data or different values of the correlation parameters. The basic starting points of the current versions of such spin-polarized approaches as the LSDA seem to exclude any possibility to obtain a reliable quantitative estimation of the spin-dependent electric polarization in multiferroics [31]. We should emphasize two weak points of so-called first-principle calculations which appear as usual to be well forgotten in the literature. First, these approaches imply the spin configuration induces immediately the appropriate breaking of spatial symmetry that makes the symmetry-breaking effect of a spin configuration to be unphysically large. It is worth noting that the spin-current scenario [13] starts with the same LSDA-like assumption of unphysically large symmetry-breaking spin-magnetic field. Conventional schemes imply just the opposite, however, a physically more reasonable picture when the charge and orbital anisotropies induce a spin anisotropy. Second, the first-principle calculations neglect quantum fluctuations, that restricts drastically their applicability to a correct description of the ME coupling derived from the high-order perturbation effects.

Below we present a short overview of different microscopic approaches to spin-dependent electric polarization. In Sec.II we address a systematic standard microscopic theory which implies the derivation of effective spin operators for nonrelativistic and relativistic contributions to electric polarization of the generic three-site two-hole cluster such as  $Cu_1-O-Cu_2$ . In Sec.III we address an alternative approach based on the parity breaking exchange coupling and the exchange-induced electric polarization effects. Sec.IV is focused on the microscopic origin of the multiferroic behaviour observed in the edge-shared  $CuO_2$  chain compounds  $LiVCuO_4$  and  $LiCu_2O_2$ . In Sec.V we draw attention to anomalous magnetoelectric properties of the electron-hole dimers to be precursors of the disproportionated phase which droplets can survive even in nominally pure undoped managanites.

## 2 Spin-dependent electric polarization in a three-site $M_1-O-M_2$ cluster

Generic three-site  $M_1-O-M_2$  cluster forms a basic element of the crystalline and electron structure of 3d oxides. A realistic perturbation scheme needed to describe properly the active  $M$  3d and  $O$  2p electron states implies strong intra-atomic correlations, the comparable effect of crystal field, the quenching of orbital moments by a low-symmetry crystal field, account for the dp-transfer up to the fourth order effects, and a rather small spin-orbital coupling. To this end we make use of a technique suggested in refs. [32,33].

The spin-orbital coupling  $V_{SO}$  for copper and oxygen ions drives the singlet-triplet mixing which gives rise to a relativistic contribution to electric polarization deduced

from an effective spin operator, or an exchange-relativistic-dipole moment

$$\hat{P} = \frac{1}{2} \hat{T} = \frac{1}{2} [\hat{S}_1 \hat{S}_2]; \quad (10)$$

where

$$_{ij} = \langle \psi_s | \hat{P}_{ij} | \psi_t \rangle = \langle \psi_s | \hat{P}_{ij} | \psi_s \rangle \langle \psi_t | \hat{P}_{ij} | \psi_t \rangle \frac{D_{ij}}{J} \quad (11)$$

is an exchange-relativistic-dipole tensor ( $\psi_s$  and  $\psi_t$  are spin singlet and spin triplet wave functions (4), respectively). It is easy to see that this quantity has a clear physical meaning to be in fact a dipole matrix element for a singlet-triplet electro-dipole transition in our three-site cluster. Taking into account equation (9), we arrive at a simple form for the exchange-relativistic-dipole moment as follows

$$\hat{P} = \frac{1}{J} (\hat{D} [\hat{S}_1 \hat{S}_2]); \quad (12)$$

It is worth noting that this vector lies in the  $Cu_1-O-Cu_2$  plane and its direction, at variance with the spin-current model [13], does not depend on the spin configuration. Furthermore, we see that the both nonrelativistic and relativistic contributions to effective dipole moment in the  $Cu_1-O-Cu_2$  system have the same direction:  $P_{s, \text{rel}} \parallel \hat{S}_{12}$ . In other words, in the both cases the spin-correlation factors,  $(\hat{S}_1 \hat{S}_2)$  and  $[\hat{S}_1 \hat{S}_2]$ , do modulate a pre-existing dipole moment. The DM type exchange-relativistic-dipole moment (12) is believed to be a dominant relativistic contribution to the electric polarization in a  $Cu_1-O-Cu_2$  cluster. It is worth noting that the exchange-dipole moment operator (8) and exchange-relativistic-dipole moment operator (12) are obvious counterparts of the Heisenberg symmetric exchange and DM antisymmetric exchange, respectively. Hence, the Moriya-like relation [35]  $\langle j_{ij} \rangle = g_j \langle j_{ij} \rangle_{\text{rel}}$  seems to be a reasonable estimation for the resultant relativistic contribution to electric polarization in  $M_1-O-M_2$  clusters. At present, it is a difficult and, probably, hopeless task to propose a more reliable and so physically clear estimate. Taking a typical value of  $g = g_{\text{rel}} = 0.1$  we estimate the maximal value of  $\langle j_{ij} \rangle$  as  $10^{-3} \mu_B$  ( $10^2 \text{ C}\cdot\text{m}^2$ ) that points to the exchange-relativistic mechanism to be a weak contributor to a giant multiferroicity with ferroelectric polarization of the order of  $10^3 \text{ C}\cdot\text{m}^2$  as in  $TbMnO_3$  [3], though it may be a noticeable contributor in, e.g.,  $Ni_2V_2O_8$  [36].

### 3 Parity breaking exchange coupling and exchange-induced electric polarization

Along with many advantages of the three-site cluster model it has a clear imperfection not uncovering a direct role played by exchange coupling as a driving force to induce a spin-dependent electric polarization. Below we'll address an alternative approach starting with a spin center such as a  $MeO_n$  cluster in 3d oxides exchange-coupled with a magnetic surroundings. Then the magnetoelectric coupling can be related to the spin-dependent electric fields

generated by the spin surroundings in a magnetic crystal. In this connection we should point out some properties of exchange interaction that usually are missed in conventional treatment of Heisenberg exchange coupling. Following the paper by Tanabe et al. [11] (see, also Ref. [12]) we do start with a simple introduction to exchange-induced electric polarization effects.

Let address the one-particle (electron/hole) center in a crystallographically centrosymmetric position of a magnetic crystal. Then all the particle states can be of a certain spatial parity, even (g) or odd (u), respectively. Having in mind the 3d centers we'll assume an even-parity ground state  $|j_i\rangle$ . For simplicity we restrict ourselves to only one excited odd-parity state  $|j_i\rangle$ . The exchange coupling with the surrounding spins can be written as follows:

$$\hat{V}_{\text{ex}} = \sum_n \hat{I}(R_n) (\hat{S}_i \hat{S}_n); \quad (13)$$

where  $\hat{I}(R_n)$  is an orbital operator with a matrix

$$\hat{I}(R_n) = \begin{pmatrix} I_{gg}(R_n) & I_{gu}(R_n) \\ I_{ug}(R_n) & I_{uu}(R_n) \end{pmatrix}; \quad (14)$$

The parity-breaking off-diagonal part of exchange coupling can lift the center of symmetry and mix  $|j_i\rangle$  and  $|j_i\rangle$  states thus resulting in a nonzero electric dipole polarization of the ground state

$$P = \sum_n \langle j_i | \hat{D} | j_i \rangle (\hat{S}_i \hat{S}_n); \quad (15)$$

where

$$n = 2I_{gu}(R_n) \frac{\langle j_i | \hat{D} | j_i \rangle}{\epsilon_{ug}} \quad (16)$$

with  $\epsilon_{ug} = \epsilon_u - \epsilon_g$ . It is easy to see that in frames of a mean-field approximation the nonzero dipole moment shows up only for spin-noncentrosymmetric surroundings, that is if the condition  $\langle \hat{S}(R_n) \rangle = \langle \hat{S}(R_n) \rangle$  is broken. For an isotropic bilinear exchange coupling this implies a spin frustration.

It should be noted that at variance with the spin-current model [13] the direction of the exchange-induced dipole moment for  $i, j$  pair does not depend on the direction of spins  $S_i$  and  $S_j$ . In other words, the spin-correlation factor  $(\hat{S}_i \hat{S}_j)$  modulates a pre-existing dipole moment which direction and value depend on the  $Me_1-O-Me_2$  bond geometry and orbitals involved in the exchange coupling.

The magnitude of the off-diagonal exchange integrals can sufficiently exceed that of a conventional diagonal exchange integral. Given reasonable estimations for the off-diagonal exchange integrals  $I_{ug} \approx 0.1 \text{ eV}$ , the  $u-g$  energy separation  $\epsilon_{ug} \approx 2 \text{ eV}$ , the dipole matrix element  $\langle j_i | \hat{D} | j_i \rangle \approx 0.1 \text{ \AA}$ , spin function  $\langle \hat{S}(S_i) \rangle \approx 1$  we arrive at an estimation of the maximal value of the electric polarization:  $P \approx 10^4 \text{ C}\cdot\text{m}^2$ . This estimate points to the exchange-induced electric polarization to be potentially the most significant source of magnetoelectric coupling for new giant multiferroics. It is worth noting that the exchange-induced polarization effect we consider

is particularly strong for the 3d clusters such as  $MeO_n$  with an intensive low-lying electro-dipole allowed transition  $j_i \rightarrow j_f$  which initial and final states are coupled due to a strong exchange interaction with a spin surroundings [37]. This simple rule may be practically used to search for new multiferroic materials.

The parity-breaking exchange coupling can produce a strong electric polarization of oxygen ions in 3d oxides which can be written as follows

$$P_O = \sum_n \langle S_n | \hat{S}_O | S_n \rangle; \quad (17)$$

where  $S_n$  are the spins of the surrounding 3d ions,  $\langle S_n | \hat{S}_O | S_n \rangle$  is a spin polarization of the oxygen ion due to the surrounding 3d ions with  $\hat{S}_O$  being an exchange coupling tensor. It seems the oxygen exchange-induced electric polarization of purely electron origin has been too little appreciated in the current pictures of multiferroicity in 3d oxides.

## 4 Origin of multiferroic properties in the edge-shared $CuO_2$ chain compounds

### 4.1 Cancellation of the spin-dependent electric polarization in perfect edge-shared $CuO_2$ chains

Recent observations of a multiferroic behaviour concomitant the incommensurate spin spiral ordering in cuprates  $LiVCuO_4$  [18,19,20] and  $LiCu_2O_2$  [21] with nearly perfect edge-shared  $CuO_2$  chains (see Fig.1) challenge the multiferroic community. From the viewpoint of the spin-current model, these cuprates seem to be prototypical examples of the 1D spiral magnetic ferroelectrics revealing the relativistic mechanism of "ferroelectricity caused by spin-currents" [13]. However, as we see from discussion above, isolated perfect edge-shared centrosymmetric  $CuO_2$  chains cannot produce a spin-dependent electric polarization both of nonrelativistic and relativistic origin. Indeed, the net nonrelativistic polarization of a spin chain formed by Cu ions positioned at the center of symmetry can be written as follows [11]

$$P_{eff} = \sum_{j=\text{even}} [(S_j - S_{j+1}) - (S_j + S_{j+1})]; \quad (18)$$

hence for a simple plane spiral ordering in perfect edge-shared  $CuO_2$  chains we arrive at a twofold cancellation due to the zeroth value both of the  $\hat{S}_O$  and the spin-correlation factor in brackets. A twofold cancellation effect takes place for the relativistic contribution (12) to the spin-dependent electric polarization as well, because both the exchange-dipole moment and Dzyaloshinsky vector  $\mathbf{D}$  turn into zero. Indeed, a specific symmetry of  $Cu_1-O_{I,I+1}-Cu_2$  bonds in edge-shared  $CuO_2$  chains (see Fig.1) results in a full cancellation of a net Dzyaloshinsky vector, though the partial  $Cu_1-O_{I,I+1}-Cu_2$  contributions survive being of opposite signs [32,33].

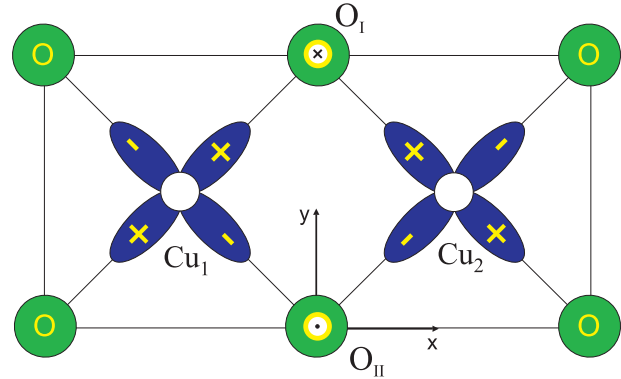


Fig. 1. (Color online) The fragment of a typical edge-shared  $CuO_2$  chain. Note the antiparallel orientation of the Dzyaloshinsky vectors in the  $Cu_1-O_I-Cu_2$  and  $Cu_1-O_{I+1}-Cu_2$  bonds both directed perpendicular to the chain plane [32].

The absence of a spin-dependent ferroelectric polarization in perfect edge-shared  $CuO_2$  chains is a simple corollary of its centrosymmetry. The nonzero effect predicted by the spin-current model [13] is related to an unphysical symmetry breaking engendered by a strong fictive "external" nonuniform field needed to align spirally the chain spins. Thus we may state that the edge-shared  $CuO_4$  plaquettes arrangement in the  $CuO_2$  chains appears to be robust regarding the inducing of the spin-dependent electric polarization both of the nonrelativistic and relativistic origin. It means that we should look for the origin of puzzling multiferroicity observed in  $LiVCuO_4$  and  $LiCu_2O_2$  somewhere within the out-of-chain structure.

### 4.2 Nonstoichiometry and multiferroic behaviour of edge-sharing $CuO_2$ chain compounds $LiVCuO_4$ and $LiCu_2O_2$

According to the spin-current theory [13] a net electric polarization induced by a spin-spiral ordering in  $CuO_2$  chains of quantum helimagnets  $LiVCuO_4$ ,  $NaCu_2O_2$ ,  $LiCu_2O_2$ , and  $Li_2ZrCuO_4$  with a very similar  $CuO_2$  spin chain arrangement is directed as shown in Fig.1 with a magnitude proportional to  $\sin \theta$ , where  $\theta$  is the pitch angle. Thus we should anticipate comparable values of a net chain electric polarization in these cuprates with pitch angles  $85^\circ$ ,  $82^\circ$ ,  $62^\circ$ ,  $33^\circ$ , respectively [38]. However, these cuprates show up a behavior which cannot be explained within the framework of spiral magnetic ferroelectricity [13,14]. First, in accordance with a cancellation rule discussed above the quantum helimagnets  $NaCu_2O_2$  and  $Li_2ZrCuO_4$  do not reveal any signatures of a multiferroic behavior while the both  $LiVCuO_4$  and  $LiCu_2O_2$  systems reveal a mysterious behavior with conflicting results obtained by different groups. Indeed, Yasui et al. [19] claim that  $LiVCuO_4$  reveals clear deviations from the predictions of spin-current models [14,13] while Schrettle et al. [20] assure of its applicability. In contrast to  $LiVCuO_4$ ,  $LiCu_2O_2$  shows up a behavior which is obviously counterintuitive within the framework of spiral magnetic ferroelectricity [21] (see Fig.2).

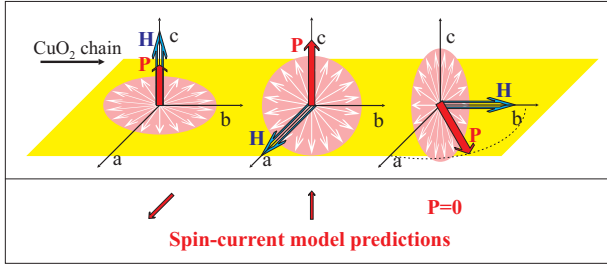
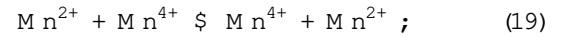


Fig. 2. (Color online) Direction of ferroelectric polarization in  $\text{LiCu}_2\text{O}_2$  for different spin spiral plane orientation as observed by Park et al. [21] and predicted by the "nonstoichiometry" mechanism [40]. For comparison the predictions of the spin-current model [13,14] are shown.

It is worth noting that at variance with Park et al. [21], Naito et al. [18] have not found any evidence for ferroelectric anomalies in  $\text{LiCu}_2\text{O}_2$ . The ferroelectric anomaly in  $\text{LiVCuO}_4$  reveals a magnitude ( $P_a \approx 30 \text{ C/m}^2$ ) comparable to that of the multiferroic  $\text{Ni}_3\text{V}_2\text{O}_8$  [36] while  $\text{LiCu}_2\text{O}_2$  shows up an order of magnitude lesser effect [21]. Recently we have shown that the unconventional multiferroic behaviour observed in samples of  $\text{LiVCuO}_4$  and  $\text{LiCu}_2\text{O}_2$  can have nothing to do with "spin-currents", this can be related with a nonstoichiometry in samples under consideration [39,40]. Their "multiferroicity" can be consistently explained if one takes into account the nonrelativistic exchange-induced electric polarization on the  $\text{Cu}^{2+}$  centers substituting for the positions native for Li-ions in  $\text{LiVCuO}_4$  and  $\text{Cu}^{1+}$  ions in  $\text{LiCu}_2\text{O}_2$ , respectively [39,40]. Such a mechanism does explain even subtle features of a multiferroic behavior observed in  $\text{LiVCuO}_4$  and  $\text{LiCu}_2\text{O}_2$ . These results raise a number of questions of great importance for physics of magnetism and multiferroicity in the spin  $s=1/2$  quantum matter of  $\text{LiVCuO}_4$  and  $\text{LiCu}_2\text{O}_2$ . Whether a multiferroic behavior would be observed in stoichiometric samples with a regular arrangement of  $\text{Cu}^{2+}$  and  $\text{Cu}^{1+}$  ions? Recently, in order to exclude the nonstoichiometry as a source of a multiferroic behavior, the Nagoya University group has prepared single-crystal samples of  $\text{LiCu}_2\text{O}_2$  with a controlled stoichiometry, which had "neither the atomic deficiency nor the mixing of Cu and Li atoms". The authors have tried to detect an electric polarization, however, at variance with earlier findings [21, 22,23] have not found any systematic data [41]. Hardly visible bumps of the capacitance for these samples ( $C \approx 0.001$  at E k c) observed at critical temperatures  $T_{N_1}$  and  $T_{N_2}$  [42] cannot validate the spin-current theory [13,14]. These results are believed to support strongly the cancellation rule at work in the edge-shared  $\text{CuO}_2$  chains and the nonstoichiometry as a source of a multiferroic behavior observed earlier both in  $\text{LiVCuO}_4$  [19,20] and  $\text{LiCu}_2\text{O}_2$  [21, 22,23].

## 5 Electron-hole dimers, electronic phase separation, and dielectric anomalies in undoped parent manganites

Even the nominally pure globally centrosymmetric parent manganite  $\text{LaMnO}_3$  exhibits a puzzling multiferroic-like behavior inconsistent with a simple picture of an A-type antiferromagnetic insulator (A-AFI) with a cooperative Jahn-Teller ordering. Its anomalous properties are assigned to charge transfer instabilities and competition between insulating A-AFI phase and metallic-like dynamically disproportionated phase formally separated by a first-order phase transition at  $T_{\text{disp}} = T_{\text{JT}} \approx 750 \text{ K}$  [43]. The unconventional high-temperature phase is addressed to be a specific electron-hole Bose liquid (EHL) rather than a simple "chemically" disproportionated  $\text{RM}^{n^{2+}}\text{M}^{n^{4+}}\text{O}_3$  phase. New phase does nucleate as a result of the charge transfer (CT) instability and evolves from the self-trapped CT excitons, or specific EH-dimers, which seem to be a precursor of both insulating and metallic-like ferromagnetic phases observed in manganites. The view of a self-trapped CT exciton to model a  $\text{M}^{n^{2+}}\text{M}^{n^{4+}}$  pair is typical for a chemical view of disproportionation, and is strongly oversimplified. Actually we deal with an EH-dimer to be a dynamically charge fluctuating system of coupled electron  $\text{MnO}_6^{10}$  and hole  $\text{MnO}_4^8$  centers having been glued in a lattice due to strong electron-lattice polarization effects. In other words, we should proceed with a rather complex physical view of disproportionation phenomena which first implies a charge exchange reaction



governed by a two-particle charge transfer integral

$$t_B = \langle \text{M}^{n^{2+}}\text{M}^{n^{4+}} | \hat{H}_B | \text{M}^{n^{4+}}\text{M}^{n^{2+}} \rangle; \quad (20)$$

where  $\hat{H}_B$  is an effective two-particle (bosonic) transfer Hamiltonian, and we assume a parallel orientation of all the spins. As a result of this quantum process the bare ionic states with site-centred charge order and the same bare energy  $E_0$  transform into two EH-dimer states with an indefinite valence and bond-centred charge-order

$$|j\rangle = \frac{1}{\sqrt{2}} (| \text{M}^{n^{2+}}\text{M}^{n^{4+}} \rangle \pm | \text{M}^{n^{4+}}\text{M}^{n^{2+}} \rangle) \quad (21)$$

with the energies  $E_{\pm} = E_0 \pm t_B$ . In other words, the exchange reaction restores the bare charge symmetry. In both  $|j\rangle$  states the site manganese valence is indefinite with quantum fluctuations between +2 and +4, however, with a mean value of +3. Interestingly, in contrast with the ionic states, the EH-dimer states  $|j\rangle$  have both a distinct electron-hole and inversion symmetry, even parity (s-type symmetry) for  $|j\rangle$ , and odd parity (p-type symmetry) for  $|j\rangle$  states, respectively. Both states are coupled by a large electric-dipole matrix element:

$$\langle j+ | \hat{d} | j \rangle = 2eR_{\text{MNMN}}; \quad (22)$$



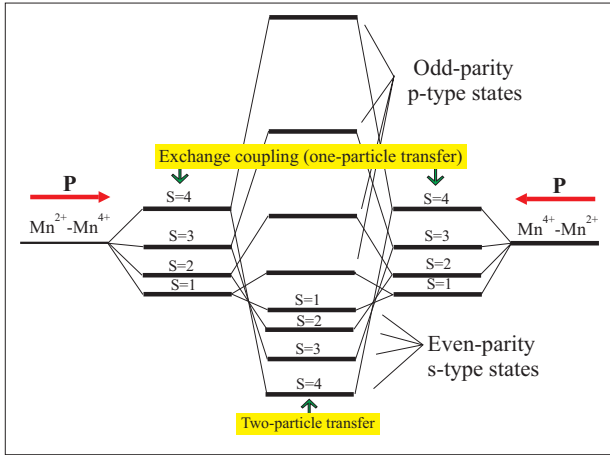


Fig. 3. (Color online) Spin structure of the EH-dimer with a step-by-step inclusion of one- and two-particle charge transfer. Arrows point to electric dipole moment for bare site-centred dimer configurations.

where  $R_{M-N}$  is the Mn-Mn separation. In a nonrelativistic approximation the spin structure of the EH-dimer will be determined by the isotropic Heisenberg exchange coupling  $V_{ex} = J(S_1 \cdot S_2)$ ; and the two-particle charge transfer characterized by a respective transfer integral which depend on the spin states. Both terms can be easily diagonalized in the net spin  $S$  representation so that for the energy we arrive at

$$E_S = \frac{J}{2} [S(S+1) - \frac{25}{2}] - \frac{1}{20} S(S+1) t_B; \quad (23)$$

where  $t_B$  corresponds to two quantum superpositions  $j$  with  $s$ - and  $p$ -type symmetry, respectively. It is worth noting that the bosonic double exchange contribution formally corresponds to a ferromagnetic exchange coupling with  $J_B = -\frac{1}{10} t_B$ . We see that the cumulative effect of the Heisenberg exchange and the bosonic double exchange results in a stabilization of the  $S = 4$  high-spin (ferromagnetic) state of the EH-dimer provided  $t_B > 10J$  (see Fig. 3) and the  $S = 1$  low-spin (ferrimagnetic) state otherwise. The spin states with intermediate  $S$  values:  $S = 2, 3$  correspond to a classical noncollinear ordering.

The EH-dimer reveals unconventional magnetoelectric properties. Indeed, the two-particle bosonic transport and respective kinetic contribution to stabilization of the ferromagnetic ordering can be suppressed by a relatively small electric field that makes the EH-dimer to be a promising magnetoelectric cell especially for the heavy rare-earth manganites  $RMnO_3$  ( $R = Dy, Ho, Y, Er$ ) with supposedly a ferro-antiferro instability. In addition, a strong anisotropy of the dimer's electric polarizability is noteworthy. In an external electric field the EH-dimers tend to align along the field.

Anomalous electric polarisability of the EH dimers and EH droplets that would result in dielectric anomalies in the EHBL phase and the phase-separated state of  $LaMnO_3$ . Indeed, such anomalies were reported recently both for poly- and single-crystalline samples of the parent  $LaMnO_3$  [44] alone, for hospitality.

First of all, one should note the relatively high static dielectric constant in  $LaMnO_3$  at  $T = 0$  ( $\epsilon_0 \approx 18-20$ ) approaching to values typical for genuine multiferroic systems ( $\epsilon_0 \approx 25$ ), whereas for the conventional nonpolar systems,  $\epsilon_0$  varies within 1-5. The entire  $\epsilon_0(T)$ - $T$  pattern across 77-900 K has two prominent features: (i) near  $T_N$  and (ii) near  $T_{JT}$  to be essential signatures of puzzlingly unexpected multiferroicity, however, the intrinsic electrical polarization probably develops locally with no global ferroelectric order. The observation of an intrinsic dielectric response in the globally centrosymmetric  $LaMnO_3$ , where no ferroelectric order is possible due to the absence of off-centre distortion in  $MnO_6$  octahedra cannot be explained in frames of a conventional uniform antiferromagnetic insulating A-AFI scenario and agrees with the electronic A-AFI/EHBL phase separated state with a coexistence of the non-polar A-AFI phase and a highly polarizable EHBL phase [43].

## 6 Conclusion

We have considered several mechanisms of spin-dependent electric polarization in 3d oxides. Starting with a generic three-site two-hole cluster and a realistic perturbation scheme we have deduced both nonrelativistic and relativistic contributions to the electric polarization. Nonrelativistic mechanism related to the redistribution of the local on-site charge density due to the pd covalency and the exchange coupling is believed to govern the multiferroic behaviour in 3d oxides. The approach realized has much in common with the mechanism of the bond- and site-centered charge order competition (see, e.g. Ref. [45]) though we started with the elementary pd charge transfer rather than the dd charge transfer. An alternative approach to the derivation of the spin-dependent electric polarization was considered which is based on the parity-breaking exchange coupling and the exchange induced polarization. As an actual application of the microscopic approach we discuss recent observations of multiferroic behaviour concomitant the incommensurate spin spiral ordering in  $s = 1/2$  chain cuprates  $LiVCuO_4$  and  $LiCu_2O_2$ . We argued that the multiferroicity observed in these nonstoichiometric cuprate samples has nothing to do with "spin currents" and can be consistently explained if one takes into account the non-relativistic exchange-induced electric polarization on the  $Cu^{2+}$  centers substituting for the positions native for the  $Cu^{+}$  ions in  $LiCu_2O_2$  or the positions native for the  $Li^{+}$  ions in  $LiVCuO_4$ , respectively. We argued that a charge transfer instability accompanied by nucleation of the electron-hole dimers and droplets in 3d oxides gives rise to a novel type of magnetoelectric coupling due to a field-induced redistribution of the electron-hole droplet volume fraction.

Financial support by the RFBR through Grants Nos. 07-02-96047, and 08-02-00633 (A.S.M.), and by the DFG under contract DR 269/3-1 (S.-L.D.) are acknowledged. A.S.M. would like to thank Leibniz-Institut für Festkörper- und Werkstofforschung Dresden, where part of this work was

## References

1. D.N.Astrov, JETP, 10, 628 (1960).
2. M.Fiebig, J.Phys.D:Appl.Phys. 38, R123 (2005).
3. T.Kinura, N.Goto, H.Shintani, T.Arima, and Y.Tokura, Nature London 426, 55 (2003); N.Hur, S.Park, P.A.Sharma, J.S.Ahn, S.Guha, and S-W.Cheong, Nature London 429, 392 (2004).
4. D.I.Khomskii, JMMM, 306, 1 (2006).
5. L.C.Chapon, P.G.Radaelli, G.R.Blake, S.Park, and S-W.Cheong, Phys.Rev.Lett. 96, 097601 (2006).
6. A.B.Harris, T.Yildirim, A.Aharony, and O.Entin-Wohlman, Phys.Rev.B 73, 184433 (2006).
7. C.R.delaCruz, F.Yen, B.Lorenz, M.M.Gospodinov, C.W.Chu, W.Ratcli, J.W.Lynn, S.Park, and S-W.Cheong, Phys.Rev.B 73, 100406 (2006).
8. I.E.Sergienko and E.Dagotto, Phys.Rev.B 73, 094434 (2006).
9. B.G.Dick and A.W.Overhauser, Phys.Rev. 112, 90 (1958).
10. Th.Lottermoser, D.Meier, R.V.Pisarev, and M.Fiebig, (unpublished)
11. Y.Tanabe, T.Moriya, S.Sugano, Phys.Rev.Lett. 15, 1023 (1965).
12. V.V.Duzhinin, A.S.Moskvin, Sov.Phys.Solid State 11, 1088 (1969).
13. H.Katsura, N.Nagaosa, and A.V.Balatsky, Phys.Rev.Lett. 95, 057205 (2005).
14. M.Mostovoy, Phys.Rev.Lett. 96, 067601 (2006).
15. J.J.Betouras, G.Giovanetti, and J.van den Brink, Phys.Rev.Lett. 98, 257602 (2007).
16. I.E.Sergienko, Cengiz Sen, and E.Dagotto, Phys.Rev.Lett. 97, 227204 (2006).
17. T.Nakajima, S.Mitsuda, S.Kanetsuki, K.Prokes, A.Podlesnyak, H.Kinura, and Y.Noda, J.Phys.Soc.Jap. 76, 043709 (2007).
18. Y.Naito, K.Sato, Y.Yasui, Yu.Kobayashi, Yo.Kobayashi, and M.Sato, cond-mat/0611659; J.Phys.Soc.Jap. 76, 023708 (2007).
19. Y.Yasui, Y.Naito, K.Sato, T.Moyoshi, M.Sato, and K.Kakurai, J.Phys.Soc.Jap. 77, 023712 (2008).
20. F.Schrettle, S.Kohns, P.Lunkenheimer, J.Hemberger, N.Buttgen, H.-A.Krug von Nidda, A.V.Prokofev, and A.Loidl, Phys.Rev.B 77, 144101 (2008).
21. S.Park, Y.J.Choi, C.L.Zhang, and S-W.Cheong, Phys.Rev.Lett. 98, 057601 (2007).
22. S.Seki, Y.Yamasaki, M.Soda, M.Matsuura, K.Hirota, and Y.Tokura, Phys.Rev.Lett. 100, 127201 (2008).
23. A.Rusydi, I.Mahns, S.Müller, M.Rubhausen, S.Park, Y.J.Choi, C.L.Zhang, S-W.Cheong, S.Smadić, P.Abbamonte, M.v.Zimmermann, and G.A.Sawatzky, Appl.Phys.Lett. 92, 262506 (2008).
24. C.Jia, S.Ohno, N.Nagaosa, and J.H.Han, Phys.Rev.B 74, 224444 (2006).
25. C.Jia, S.Ohno, N.Nagaosa, and J.H.Han, Phys.Rev.B 76, 144424 (2007).
26. N.Nagaosa, J.Phys.Condens.Matter, 20, 434207 (2008).
27. S.Picozzi, K.Yamachi, B.Sanyal, I.A.Sergienko, and E.Dagotto, Phys.Rev.Lett. 99, 227201 (2007).
28. C.Wang et al., Phys.Rev.Lett. 99, 177202 (2007).
29. G.Giovanetti and J.Van den Brink (arXiv:0802.0653).
30. H.J.Xiang, M.-H.Wangbo, Phys.Rev.Lett. 99, 257203 (2007).
31. A.S.Moskvin and S.-L.Drechsler, Phys.Rev.B 78, 024102 (2008).
32. A.S.Moskvin, JETP, 104, 911 (2007).
33. A.S.Moskvin, Phys.Rev.B 75, 054505 (2007).
34. A.S.Moskvin and Yu.D.Panov, Phys.Rev.B 68, 125109 (2003).
35. T.Moriya, Phys.Rev.Lett. 4, 228 (1960); Phys.Rev. 120, 91 (1960).
36. G.Lawes, A.B.Harris, T.Kinura, N.Rogado, R.J.Cawa, A.Aharony, O.Entin-Wohlman, T.Yildirim, M.Kenzelmann, C.Broholm, and A.P.Ramirez, Phys.Rev.Lett. 95, 087205 (2005).
37. A.S.Moskvin, R.V.Pisarev, Phys.Rev.B 77, 060102(R) (2008).
38. S.-L.Drechsler, J.Richter, R.Kuzian, J.Malek, N.Tristan, B.Buchner, A.S.Moskvin, A.A.Gippius, A.Vasiliev, O.Volkova, A.Prokofev, H.Rakoto, J.-M.Brato, W.Schnelle, M.Schmitt, A.Omeci, C.Loison, and H.Rosner, J.of Magnetism and Magn.Mat. 316, 306 (2007).
39. A.S.Moskvin and S.-L.Drechsler, Europhys.Lett. 81, 57004 (2008).
40. A.S.Moskvin, Yu.D.Panov, S.-L.Drechsler, Phys.Rev.B 79, 104112 (2009).
41. M.Sato, private communication.
42. Y.Yasui, K.Sato, Y.Kobayashi, and M.Sato, arXiv:0904.4014; J.Phys.Soc.Jap. 78, 084720 (2009); Y.Kobayashi, K.Sato, Y.Yasui, T.Moyoshi, M.Sato, and K.Kakurai, arXiv:0904.4016; J.Phys.Soc.Jap. 78, 084721 (2009).
43. A.S.Moskvin, Phys.Rev.B 79, 115102 (2009).
44. P.Mondal, D.Bhattacharya, and P.Choudhury, J.Phys.: Condens.Matter 18, 6869 (2006); P.Mondal, D.Bhattacharya, P.Choudhury, and P.Mondal, Phys.Rev.B 76, 172403 (2007).
45. D.V.Efremov, J.van den Brink and D.I.Khomskii, Nature Materials, 3, 853 (2004); J.van den Brink and D.I.Khomskii, arXiv:0803.2964.