

Novel spectral broadening from vector-axial-vector mixing in dense matter

Masayasu Harada¹ and Chihiro Sasak²¹Department of Physics, Nagoya University, Nagoya, 464-8602, Japan²Physik-Department, Technische Universität München, D-85747 Garching, Germany

In this write-up we summarize main result of our recent analysis on the mixing between transverse and a_1 mesons through a set of ρ - a_1 -type interactions in dense baryonic matter. In the analysis, we showed that a clear enhancement of the vector spectral function appears below $\sqrt{s} = m_\rho$ for small three-momenta of the meson, and thus the vector spectrum exhibits broadening.

In-medium modifications of hadrons have been extensively explored in the context of chiral dynamics of QCD [2, 3]. Due to an interaction with pions in the heat bath, the vector and axial-vector current correlators are mixed. At low temperatures or densities a low-energy theorem based on chiral symmetry describes this mixing (V-A mixing) [4]. The effects to the thermal vector spectral function have been studied through the theorem [5], or using chiral reduction formulas based on a virial expansion [6], and near critical temperature in a chiral effective field theory involving the vector and axial-vector mesons as well as the pion [7].

It has been derived, as a novel effect at finite baryon density, that a Chern-Simons term leads to mixing between the vector and axial-vector fields in a holographic QCD model [8]. Unlike at zero density, the V-A mixing at finite density appears in a tree-level Lagrangian. This mixing modifies the dispersion relation of the transverse polarizations and will affect the in-medium current correlation functions independently of specific model dynamics.

In Ref. [1], we focused on the V-A mixing at tree level and its consequence on the in-medium spectral functions which are the main input to the experimental observables. We showed that the mixing produces a clear enhancement of the vector spectral function below $\sqrt{s} = m_\rho$, and that the vector spectral function is broadened due to the mixing. We also discussed its relevance to dilepton measurements.

At finite baryon density a system preserves parity but violates charge conjugation invariance. Chiral Lagrangians thus in general build in the term

$$\mathcal{L}_{a_1} = 2C \int d^4x \text{tr} [\partial_\mu V_\nu - \partial_\nu V_\mu + \partial_\mu A_\nu - \partial_\nu A_\mu]; \quad (1)$$

for the vector V_μ and axial-vector A_μ mesons with the total anti-symmetric tensor $\epsilon^{0123} = 1$ and a parameter C . This mixing results in the dispersion relation [8]

$$p_0^2 - p^2 = \frac{1}{2} (m_\rho^2 + m_{a_1}^2) \frac{q}{(m_{a_1}^2 - m_\rho^2)^2 + 16C^2 p^2}; \quad (2)$$

which describes the propagation of a mixture of the transverse and a_1 mesons with non-vanishing three-momentum $|\mathbf{p}| = p$. The longitudinal polarizations, on the other hand, follow the standard dispersion relation, $p_0^2 - p^2 = m_{a_1}^2$. When the mixing vanishes as $p \rightarrow 0$, Eq. (2) with lower sign provides $p_0 = m_\rho$ and it with upper sign does $p_0 = m_{a_1}$. In the following, we call the mode following the dispersion relation with the lower sign in Eq. (2) "the meson", and that with the upper sign "the a_1 meson".

The mixing strength C in Eq. (1) can be estimated assuming the dominance in the following way: The gauged Wess-Zumino-Witten terms in an effective chiral Lagrangian include the ρ - a_1 term [9] which leads to the following mixing term

$$\mathcal{L}_{\rho a_1} = g_{\rho a_1} \int d^4x \text{tr} [\partial_\mu V_\nu - \partial_\nu V_\mu + \partial_\mu A_\nu - \partial_\nu A_\mu]; \quad (3)$$

where the field is replaced with its expectation value given by $\langle \partial_\mu V_\nu - \partial_\nu V_\mu + \partial_\mu A_\nu - \partial_\nu A_\mu \rangle = g_{\rho a_1} \langle \partial_\mu V_\nu - \partial_\nu V_\mu + \partial_\mu A_\nu - \partial_\nu A_\mu \rangle$. One finds with empirical numbers $C = g_{\rho a_1} \langle \partial_\mu V_\nu - \partial_\nu V_\mu + \partial_\mu A_\nu - \partial_\nu A_\mu \rangle \approx 0.1 \text{ GeV}$ at normal nuclear matter density. As we will show below, this is too small to have an importance in the correlation functions. In a holographic QCD approach, on the other hand, the effects from an infinite tower of the ρ -type vector mesons are summed up to give $C \sim 1 \text{ GeV}$ ($\mu = n_0$) with normal nuclear matter density $n_0 = 0.16 \text{ fm}^{-3}$ [8]. In the following we assume an actual value of C in QCD in the range $0.1 < C < 1 \text{ GeV}$. Some importance of the higher Kaluza-Klein (KK) modes even in vacuum in the context of holographic QCD can be seen in the pion electromagnetic form factor at the photon on-shell: This is saturated by the lowest four vector mesons in a top-down holographic QCD model [10, 11]. In hot and dense environment those higher members get modified and the masses might be somewhat decreasing evidenced in an in-medium holographic model [12]. This might provide a strong V-A mixing $C > 0.1 \text{ GeV}$ in three-color QCD and the dilepton measurements may give a good testing ground.

In Fig. 1, we show the dispersion relations (2) for the transverse modes together with those for the longitudinal modes with $C = 1$ and 0.5 GeV . This shows that, when $C = 0.5 \text{ GeV}$, there are only small changes for both and a_1 mesons, while a substantial change for meson when $C = 1 \text{ GeV}$. For very large p the longitudinal and transverse dispersions are in parallel with a finite gap, C .

Talk given by M. Harada at YITP workshop on "Thermal Quantum Field Theory and Their Applications 2009" (September, 3–5, 2009, Yukawa Institute, Kyoto, Japan). This talk is based on the work done in Ref. [1].

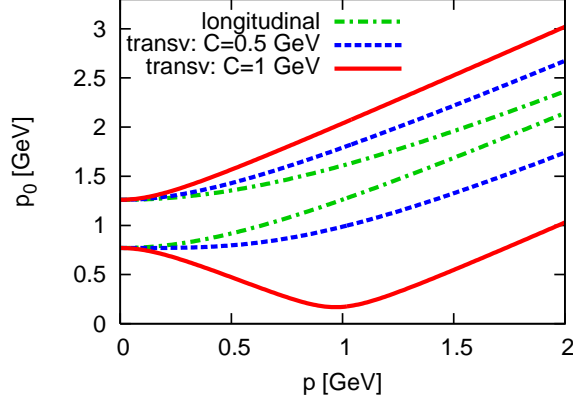


FIG. 1: The dispersion relations for the ρ (lower 3 curves) and a_1 (upper 3 curves) mesons for $C = 0.5$, and 1 GeV .

In Fig. 2, we plot the integrated spectrum over three momentum, which is a main ingredient in dilepton production rates. Figure 2 (left) shows a clear enhancement of the spectrum below $p_{\text{FS}} = m$ due to the mixing. This enhancement becomes much suppressed when the meson is moving with a large three-momentum as shown in Fig. 2 (right). The upper bump now emerges more remarkably and becomes a clear indication of the in-medium effect from the a_1 via the mixing.

As an application of the above in-medium spectrum, we calculate the production rate of a lepton pair emitted from dense matter through a decaying virtual photon. Figure 3 presents the integrated rate at $T = 0.1 \text{ GeV}$ for $C = 1 \text{ GeV}$. One clearly observes a strong three-momentum dependence and an enhancement below $p_{\text{FS}} = m$ due to the Bose distribution function which result in a strong spectral broadening. The total rate is mostly governed by the spectrum with low momenta $p < 0.5 \text{ GeV}$ due to the large mixing parameter C . When density is decreased, the mixing effect gets irrelevant and consequently in-medium effect in low p_{FS} region is reduced in compared with that at higher density. The calculation performed in hadronic many-body theory in fact shows that the spectral function with a low momentum carries details of medium modifications [14]. One may have

a chance to observe it in heavy-ion collisions with certain low-momentum binning at J-PARC, GSI/FAIR and RHIC low-energy running.

It is straightforward to introduce other $V-A$ mixing between ρ (1285) and ω (1420). In Fig. 4 we plot the integrated rate at $T = 0.1 \text{ GeV}$ with several mixing strength C which are phenomenological option. One observes that the enhancement below m is suppressed with decreasing mixing strength. This forms into a broad bump in low p_{FS} region and its maximum moves toward m . Similarly, some contributions are seen just below m . This effect starts at threshold $p_{\text{FS}} = 2m_K$. Self-consistent calculations of the spectrum in dense medium will provide a smooth change and this eventually makes the meson peak somewhat broadened.

Finally, we remark that the importance of the mixing effect studied here relies on the coupling strength C . Holographic QCD predicts an extremely strong mixing $C = 1 \text{ GeV}$ at $n_B = n_0$ which leads to vector meson condensation at $n_B = 1.1 n_0$ [8]. This may be excluded by known properties of nuclear matter and therefore in reality the strength C will be smaller. We have discussed a possible range of C to be $0.1 < C < 1 \text{ GeV}$ based on higher excitations and their in-medium modifications. The parameter C does carry an unknown density dependence. This will be determined in an elaborated treatment of hadronic matter along with the underlying QCD dynamics. If $C = 0.1 \text{ GeV}$ at n_0 were preferred as the lowest-omega dominance, the mixing effect is irrelevant there. However, it becomes more important at higher densities, e.g. $C = 0.3 \text{ GeV}$ at $n_B = n_0 = 3$ which leads to a distinct modification from the spectrum in free space.

We would like to thank the organizers of the workshop for giving an opportunity to present this work. We acknowledge stimulating discussions with B. Friman, N. Kaiser, S. Matsuzaki, M. Rho and W. Weise. The work of C.S. has been supported in part by the DFG cluster of excellence "Origin and Structure of the Universe". The work of M.H. has been supported in part by the JSPS Grant-in-Aid for Scientific Research (c) 20540262 and the Global COE Program of Nagoya University "Quest for Fundamental Principles in the Universe (QFPU)" from JSPS and MEXT of Japan.

[1] M. Harada and C. Sasaki, arXiv:0902.3608 [hep-ph].

[2] See, e.g., V. Bernard and U. G. Meissner, Nucl. Phys. A 489, 647 (1988); T. Hatsuda and T. Kunihiro, Phys. Rept. 247, 221 (1994); R. D. Pisarski, hep-ph/9503330; G. E. Brown and M. Rho, Phys. Rept. 269, 333 (1996); F. Klingl, N. Kaiser and W. Weise, Nucl. Phys. A 624, 527 (1997); F. Wilczek, hep-ph/0003183; G. E. Brown and M. Rho, Phys. Rept. 363, 85 (2002).

[3] R. Rapp and J. Wambach, Adv. Nucl. Phys. 25, 1 (2000), R. S. Hayano and T. Hatsuda, arXiv:0812.1702 [nucl-ex], R. Rapp, J. Wambach and H. van Hees, arXiv:0901.3289

[hep-ph].

[4] M. Dey, V. L. Eletsky and B. L. Io, Phys. Lett. B 252, 620 (1990), B. Krippa, Phys. Lett. B 427, 13 (1998).

[5] E. Marco, R. Hofmann and W. Weise, Phys. Lett. B 530, 88 (2002), M. Urban, M. Buballa and J. Wambach, Phys. Rev. Lett. 88, 042002 (2002).

[6] J. V. Steele, H. Yamagishi and I. Zahed, Phys. Lett. B 384, 255 (1996); Phys. Rev. D 56, 5605 (1997), K. Dusling, D. Teaney and I. Zahed, Phys. Rev. C 75, 024908 (2007), K. Dusling and I. Zahed, Nucl. Phys. A 825, 212 (2009).

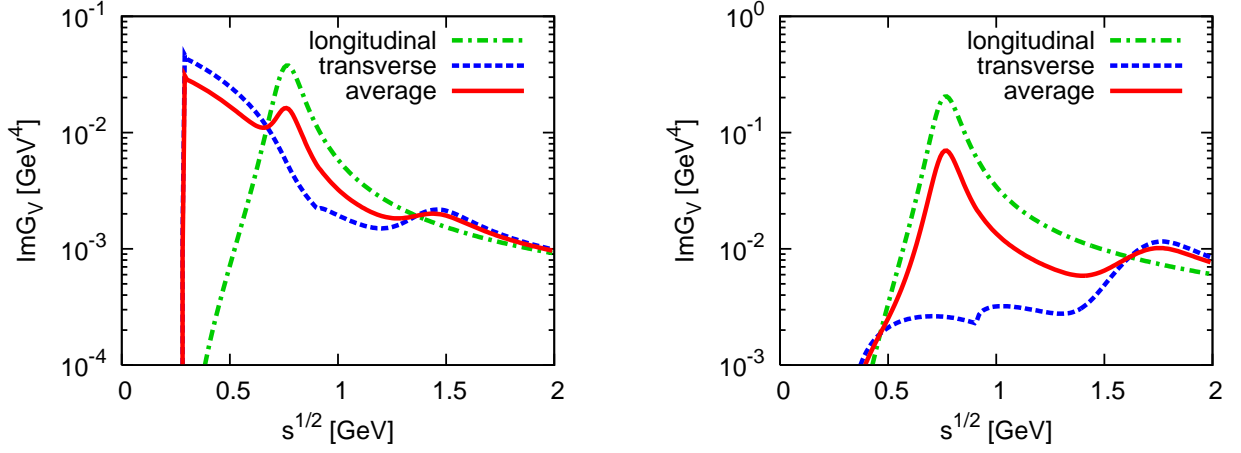


FIG. 2: The vector spectral function for $C = 1 \text{ GeV}$. The curves of the left figure are calculated integrating over $0 < p < 0.5 \text{ GeV}$, and those of the right figure over $0.5 < p < 1 \text{ GeV}$. Here we use the values of masses given by $m_\pi = 0.14 \text{ GeV}$, $m_{a_1} = 1.26 \text{ GeV}$, and the widths given by the imaginary part of one-loop diagrams in a chiral Lagrangian approach as [1, 13] with the on-shell values of $\Gamma_\pi(s = m_\pi^2) = 0.15 \text{ GeV}$ and $\Gamma_{a_1}(s = m_{a_1}^2) = 0.33 \text{ GeV}$.

- [7] C. Sasaki, M. Harada and W. Weise, Prog. Theor. Phys. Suppl. 174, 173 (2008); Phys. Rev. D 78, 114003 (2008); Nucl. Phys. A 827, 350C (2009).
 [8] S. K. Dmocos and J. A. Harvey, Phys. Rev. Lett. 99, 141602 (2007).
 [9] N. Kaiser and U. G. Meissner, Nucl. Phys. A 519, 671 (1990).
 [10] T. Sakai and S. Sugimoto, Prog. Theor. Phys. 113, 843 (2005); Prog. Theor. Phys. 114, 1083 (2005).
 [11] M. Harada, S. Matsuzaki and K. Yamawaki, in preparation.
 [12] K. Peeters, J. Sonnenschein and M. Zambaklar, Phys. Rev. D 74, 106008 (2006).
 [13] M. Harada and C. Sasaki, Phys. Rev. D 73, 036001 (2006).

- [14] F. Riek, R. Rapp, T. S. Lee and Y. Oh, Phys. Lett. B 677, 116 (2009).

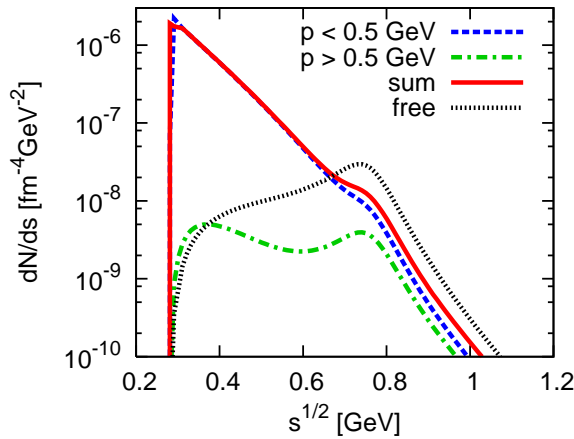


FIG. 3: The dilepton production rate at $T = 0.1 \text{ GeV}$ for $C = 1 \text{ GeV}$. Integration over $0 < p < 0.5 \text{ GeV}$ (dashed) and $0.5 < p < 1 \text{ GeV}$ (dashed-dotted) was carried out.

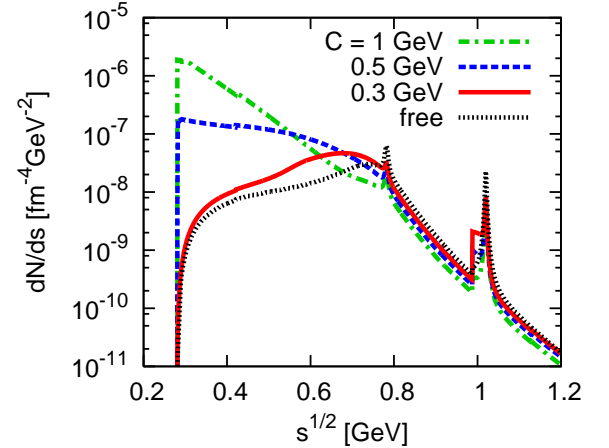


FIG. 4: The dilepton production rate at $T = 0.1 \text{ GeV}$ with various mixing strength C . Integration over $0 < p < 1 \text{ GeV}$ was done. We use the constant widths with values of $\Gamma_\pi = 8.49 \text{ MeV}$, $\Gamma_{a_1} = 4.26 \text{ MeV}$, $\Gamma_{f_1(1285)} = 24.3 \text{ MeV}$ and $\Gamma_{f_1(1420)} = 54.9 \text{ MeV}$.